



KEMENTERIAN KELAUTAN DAN PERIKANAN
BADAN PENGENDALIAN DAN PENGAWASAN MUTU
HASIL KELAUTAN DAN PERIKANAN
BALAI KARANTINA IKAN PENGENDALIAN MUTU
DAN KEAMANAN HASIL PERIKANAN SURABAYA I

JALAN RAYA BANDARA IR.H.JUANDA NOMOR 23 SIDOARJO, 61254 JAWA TIMUR
TELEPON (031) 8688099/8688118 , FAKSIMILE (031) 8678471
LAMAM www.kkp.go.id SURAT ELEKTRONIK bkjpm Surabaya1@kkp.go.id

Nomor : B.1406/BKIPM.SBY.I/TU.210/I/2025
Sifat : Biasa
Lampiran : Satu Berkas
Hal : Pengantar Penyampaian Laporan Kinerja

25 April 2025

Yth. Sekretaris BPPMHKP
Cq. Koordinator Kelompok Program
di Jakarta

Menindaklanjuti Peraturan Menteri PAN-RB Birokrasi Nomor 53 Tahun 2014 tentang Petunjuk Teknis Perjanjian Kinerja, Pelaporan Kinerja dan Tata Cara Reviu atas Laporan Kinerja Instansi Pemerintah serta Keputusan Kepala Badan Karantina Ikan, Pengendalian Mutu dan Keamanan Hasil Perikanan Nomor : 62 / KEP-BKIPM / 2018 tentang Pedoman Pengelolaan Kinerja di Lingkungan Badan Karantina Ikan, Pengendalian Mutu dan Keamanan Hasil Perikanan, bersama ini kami sampaikan Laporan Kinerja Balai KIPM Surabaya I Triwulan I Tahun 2025 sebagaimana terlampir.

Demikian disampaikan, atas perhatiannya diucapkan terima kasih.

Plt. Kepala Balai KIPM Surabaya I,



Ditandatangani
Secara Elektronik

Didik Srinoto



KKP
2025
BRISSTOGETHER

panganbiru

08
POVERTY GROWTH

TRIWULAN I 2025

LAPORAN KINERJA

BALAI KIPM SURABAYA I
BADAN PENGENDALIAN DAN PENGAWASAN MUTU HASIL
KELAUTAN DAN PERIKANAN

Jalan Raya Bandar Udara Ir. H. Juanda, No. 23, Semampir, Sedati, Semawalang, Semambung, Kec. Gedangan,
Kabupaten Sidoarjo, Jawa Timur 61253

(031)-8688099

<https://kkp.go.id>

bkimsby1@gmail.com



KATA PENGANTAR



Puji syukur atas limpahan rahmat dan karunia yang diberikan Tuhan Yang Maha Esa sehingga Tim Pengelola Manajemen Kinerja Organisasi dapat menyelesaikan dengan tepat waktu Laporan Kinerja Triwulan I Balai KIPM Surabaya I Tahun Anggaran 2025.

Laporan ini disusun sebagai wujud pertanggungjawaban anggaran yang akuntabel untuk mencapai target kinerja yang ditetapkan. Landasan penyusunan laporan triwulan I ini adalah Perjanjian Kinerja dan Rencana Aksi Tahun 2025.

Kami berharap laporan kinerja triwulan I ini dapat bermanfaat sebagai sarana akuntabilitas dan pertanggungjawaban organisasi serta dapat dijadikan bahan masukan untuk peningkatan kinerja Balai KIPM Surabaya I. Kami mengucapkan terima kasih kepada seluruh pihak yang telah berkontribusi dalam penyusunan laporan ini.

Sidoarjo, 25 April 2025
Plt. Kepala,



DIDIK SRINOTO



DAFTAR ISI

KATA PENGANTAR	i
DAFTAR ISI	ii
DAFTAR TABEL	iii
DAFTAR GAMBAR	v
RINGKASAN EKSEKUTIF	vi
BAB I PENDAHULUAN	1
1.1 LATAR BELAKANG	1
1.2 MAKSUD DAN TUJUAN	2
1.3 TUPOKSI	2
1.4 STRATEGI ORGANISASI	3
1.5 SISTEMATIKA DAN PENYAJIAN	4
BAB II AKUNTABILITAS KINERJA	5
2.1 VISI DAN MISI	5
2.2 INDIKATOR DAN TARGET KINERJA	6
2.3 PENGUKURAN KINERJA	7
BAB III AKUNTABILITAS KINERJA	9
3.1 CAPAIAN KINERJA	9
3.2 ANALISIS DAN EVALUASI	9
3.3 REALISASI ANGGARAN	42
BAB IV PENUTUP	43
LAMPIRAN	



DAFTAR TABEL



Tabel 1. Target Kinerja Balai KIPM Surabaya I Tahun 2025	vii
Tabel 2. Target dan Capaian Kinerja TW I Balai KIPM Surabaya I Tahun 2025	viii
Tabel 3. Perjanjian Kinerja Balai KIPM Surabaya I Tahun 2024	4
Tabel 4. Anggaran Kegiatan Balai KIPM Surabaya I Tahun Anggaran 2025	7
Tabel 5. Capaian Kinerja Balai KIPM Surabaya I Triwulan I Tahun 2025	10
Tabel 6. Capaian IKK 01 Triwulan I Tahun 2025	12
Tabel 7. Capaian IKK 02 Triwulan I Tahun 2025	15
Tabel 8. Capaian IKK 03 Triwulan I Tahun 2025	16
Tabel 9. Capaian IKK 04 Triwulan I Tahun 2025	17
Tabel 10. Capaian IKK 05 Triwulan I Tahun 2025	19
Tabel 11. Capaian IKK 06 Triwulan I Tahun 2025	20
Tabel 12. Capaian IKU 07 Triwulan I Tahun 2025	28
Tabel 13. Capaian IKU 08 Triwulan I Tahun 2025	30
Tabel 14. Capaian IKK 09 Triwulan I Tahun 2025	31
Tabel 15. Tabel Jenjang Jabatan	33
Tabel 16. Tabel Kompetensi	33
Tabel 17. Pemetaan Komponen Kinerja	34
Tabel 18. Nama dan Nilai Hukuman Disiplin	34
Tabel 19. Capaian IKK 10 Triwulan I Tahun 2025	35
Tabel 20. Capaian IKK 11 Triwulan I Tahun 2025	36
Tabel 21. Capaian IKU 12 Triwulan I Tahun 2025	37
Tabel 22. Capaian IKU 13 Triwulan I Tahun 2025	38
Tabel 23. Capaian IKU 14 Triwulan I Tahun 2025	39
Tabel 24. Capaian IKK 15 Triwulan I Tahun 2025	41
Tabel 25. Realisasi Pendapatan dan Belanja	42



DAFTAR GAMBAR

Gambar 1. Status indeks capaian IKU	8
Gambar 2. Dashboard NPSS Balai KIPM Surabaya I Tahun 2024	9
Gambar 3. Pelaporan Hasil Pengawasan Tahun 2025	37
Gambar 4. Rekapitulasi Hasil Pengawasan pada Aplikasi SIDAK	38
Gambar 5. Hasil SKM Triwulan I – 2025	41



RINGKASAN EKSEKUTIF

Pada Triwulan I Tahun 2025, Balai KIPM Surabaya I mempunyai 3 Sasaran Kegiatan (SK) ; 15 Indikator Kinerja yang telah ditetapkan dalam dokumen Penetapan Kinerja Balai KIPM Surabaya I Tahun 2025.

Balai KIPM Surabaya I telah menandatangani Perjanjian Kinerja yang akan ditetapkan dalam satu tahun masa anggaran antara Kepala Badan Pengendalian dan Pengawasan Mutu Hasil Kelautan dan Perikanan pada tanggal 13 Februari 2025.

Target kinerja Balai KIPM Surabaya I pada Tahun 2025 secara keseluruhan tercapai. Uraian target kinerja berdasarkan aplikasi <https://kinerjaku.kkp.go.id> tersebut dapat dilihat pada matriks berikut ini :

NO	INDIKATOR KINERJA UTAMA	SATUAN	POLA HITUNG	FREKUENSI PERHITUNGAN	TARGET				TARGET 2025
					TW I	TW II	TW III	TW IV	
1	Persentase hasil kelautan dan perikanan sektor produksi primer yang memenuhi standar mutu dan keamanan pangan lingkup UPT Balai KIPM Surabaya I	Persentase	Nilai Posisi Akhir	Triwulan	70,00	70,00	70,00	70,00	70,00
2	Persentase hasil kelautan dan perikanan sektor produksi pasca panen yang memenuhi standar mutu dan keamanan pangan lingkup UPT Balai KIPM Surabaya I	Persentase	Nilai Posisi Akhir	Triwulan	70,00	70,00	70,00	70,00	70,00
3	Lokasi Pengawasan Mutu Hasil Perikanan sektor produksi pasca panen lingkup UPT Balai KIPM Surabaya I	lokasi	Nilai Posisi Akhir	Semester	0,00	1,00	0,00	1,00	1,00
4	Rasio ekspor ikan dan hasil perikanan yang diterima oleh negara tujuan ekspor lingkup UPT Balai KIPM Surabaya I	Persentase	Nilai Posisi Akhir	Triwulan	99,00	99,00	99,00	99,00	99,00
5	Nilai kualitas penerapan sistem manajemen mutu laboratorium lingkup UPT Balai KIPM Surabaya I	Nilai	Nilai Posisi Akhir	Triwulan	0,00	0,00	0,00	75,00	75,00
6	Nilai kualitas penerapan sistem manajemen mutu lembaga inspeksi lingkup UPT Balai KIPM Surabaya I	Nilai	Nilai Posisi Akhir	Triwulan	0,00	0,00	0,00	75,00	75,00
7	Indikator kinerja pelaksanaan anggaran (IKPA) lingkup UPT Balai KIPM Surabaya I	Nilai	Nilai Posisi Akhir	Semester	0,00	85,00	0,00	92,00	92,00

8	Nilai Kinerja Perencanaan Anggaran lingkup UPT Balai KIPM Surabaya I	Nilai	Nilai Posisi Akhir	Tahun	0,00	0,00	0,00	71,50	71,50
9	Presentase Penyelesaian Temuan BPK lingkup UPT Balai KIPM Surabaya I	Persentase	Nilai Posisi Akhir	Tahun	0,00	0,00	0,00	100,00	100,00
10	Indeks Profesionalitas ASN lingkup UPT Balai KIPM Surabaya I	Indeks	Nilai Posisi Akhir	Semester	0,00	81,00	0,00	87,00	87,00
11	Nilai penilaian mandiri SAKIP lingkup UPT Balai KIPM Surabaya I	Nilai	Nilai Posisi Akhir	Tahun	0,00	0,00	0,00	86,00	86,00
12	Persentase rekomendasi hasil pengawasan yang dimanfaatkan untuk perbaikan kinerja lingkup UPT Balai KIPM Surabaya I	Persentase	Nilai Posisi Akhir	Triwulan	85,00	85,00	85,00	85,00	85,00
13	Persentase rencana umum pengadaan PBJ yang diumumkan pada SIRUP lingkup UPT Balai KIPM Surabaya I	Persentase	Nilai Posisi Akhir	Triwulan	76,00	76,00	76,00	76,00	76,00
14	Nilai minimal yang dipersyaratkan untuk pembangunan unit kerja berpredikat Menuju Wilayah Bebas dari Korupsi lingkup UPT Balai KIPM Surabaya I	Nilai	Nilai Posisi Akhir	Tahun	0,00	0,00	0,00	75,00	75,00
15	Survey Kepuasan Masyarakat lingkup UPT Balai KIPM Surabaya I	Nilai	Nilai Posisi Akhir	Triwulan	88,00	88,00	88,00	88,00	88,00

Tabel 1 : Target Kinerja Balai KIPM Surabaya I Tahun 2025

NO	INDIKATOR KINERJA UTAMA	SATUAN	POLA HITUNG	FREKUENSI PERHITUNGAN	TW I	
					TARGET	CAPAIAN
1	Persentase hasil kelautan dan perikanan sektor produksi primer yang memenuhi standar mutu dan keamanan pangan lingkup UPT Balai KIPM Surabaya I	Persentase	Nilai Posisi Akhir	Triwulan	70,00	91,60
2	Persentase hasil kelautan dan perikanan sektor produksi pasca panen yang memenuhi standar mutu dan keamanan pangan lingkup UPT Balai KIPM Surabaya I	Persentase	Nilai Posisi Akhir	Triwulan	70,00	92,60
3	Lokasi Pengawasan Mutu Hasil Perikanan sektor produksi pasca panen lingkup UPT Balai KIPM Surabaya I	lokasi	Nilai Posisi Akhir	Semester	0,00	0,00
4	Rasio ekspor ikan dan hasil perikanan yang diterima oleh negara tujuan ekspor lingkup UPT Balai KIPM Surabaya I	Persentase	Nilai Posisi Akhir	Triwulan	99,00	100,00
5	Nilai kualitas penerapan sistem manajemen mutu laboratorium lingkup UPT Balai KIPM Surabaya I	Nilai	Nilai Posisi Akhir	Triwulan	0,00	0,00



6	Nilai kualitas penerapan sistem manajemen mutu lembaga inspeksi lingkup UPT Balai KIPM Surabaya I	Nilai	Nilai Posisi Akhir	Triwulan	0,00	0,00
7	Indikator kinerja pelaksanaan anggaran (IKPA) lingkup UPT Balai KIPM Surabaya I	Nilai	Nilai Posisi Akhir	Semester	0,00	0,00
8	Nilai Kinerja Perencanaan Anggaran lingkup UPT Balai KIPM Surabaya I	Nilai	Nilai Posisi Akhir	Tahun	0,00	0,00
9	Presentase Penyelesaian Temuan BPK lingkup UPT Balai KIPM Surabaya I	Persentase	Nilai Posisi Akhir	Tahun	0,00	0,00
10	Indeks Profesionalitas ASN lingkup UPT Balai KIPM Surabaya I	Indeks	Nilai Posisi Akhir	Semester	0,00	0,00
11	Nilai penilaian mandiri SAKIP lingkup UPT Balai KIPM Surabaya I	Nilai	Nilai Posisi Akhir	Tahun	0,00	0,00
12	Persentase rekomendasi hasil pengawasan yang dimanfaatkan untuk perbaikan kinerja lingkup UPT Balai KIPM Surabaya I	Persentase	Nilai Posisi Akhir	Triwulan	85,00	100,00
13	Persentase rencana umum pengadaan PBJ yang diumumkan pada SIRUP lingkup UPT Balai KIPM Surabaya I	Persentase	Nilai Posisi Akhir	Triwulan	76,00	100,00
14	Nilai minimal yang dipersyaratkan untuk pembangunan unit kerja berpredikat Menuju Wilayah Bebas dari Korupsi lingkup UPT Balai KIPM Surabaya I	Nilai	Nilai Posisi Akhir	Tahun	0,00	0,00
15	Survey Kepuasan Masyarakat lingkup UPT Balai KIPM Surabaya I	Nilai	Nilai Posisi Akhir	Triwulan	88,00	89,43

Tabel 2 : Target dan Capaian Kinerja TW I Balai KIPM Surabaya I Tahun 2025

Berdasarkan uraian di atas, disimpulkan bahwa seluruh target IKK maupun IKU di Balai KIPM Surabaya I Tahun 2025 telah berhasil dicapai. Dari 15 IKU yang targetnya telah ditetapkan sesuai PK Tahun 2025, secara keseluruhan pencapaiannya memenuhi bahkan melebihi target. Keberhasilan pencapaian tersebut akan diupayakan untuk dipertahankan serta terus ditingkatkan di tahun yang akan datang.

Dengan disusunnya Laporan Kinerja Balai KIPM Surabaya I Tahun 2025 ini diharapkan dapat memberikan informasi secara transparan kepada seluruh pihak yang terkait dengan tugas dan fungsi Balai KIPM Surabaya I, target kinerja yang akan dicapai serta capaian kinerja yang sudah dilaksanakan selama tahun 2025. Hal ini akan menjadi tolak ukur serta umpan balik dalam rangka peningkatan kinerja Balai KIPM Surabaya I pada periode-periode selanjutnya.

Realisasi Kinerja Keuangan Balai KIPM Surabaya I Triwulan I Tahun 2025 sebesar Rp. 5.006.196.066,- atau 21,03% dari Pagu Anggaran senilai Rp. 23.801.197.000,-. Rendahnya capaian realisasi keuangan tersebut akibat adanya blokir anggaran dalam rangka efisiensi belanja



negara sesuai Instruksi Presiden Nomor 1 Tahun 2025. Balai KIPM Surabaya I mendapatkan nilai blokir senilai Rp. 3.845.771.000,- atau sebesar 16,15% terhadap pagu anggaran.

Hal tersebut cukup berdampak pada kinerja pelaksanaan anggaran, mengingat blokir dilakukan pada anggaran kegiatan perjalanan dinas, kegiatan operasional perkantoran dan kegiatan non-operasional yang merupakan target efisiensi belanja negara.



BAB I

PENDAHULUAN

1.1. LATAR BELAKANG

Salah satu asas penyelenggaraan good governance adalah asas akuntabilitas yang menentukan bahwa setiap kegiatan dan hasil akhir dari kegiatan penyelenggara negara harus dapat dipertanggungjawabkan kepada masyarakat atau rakyat sebagai pemegang kedaulatan tertinggi negara sesuai dengan ketentuan perundang-undangan yang berlaku. Akuntabilitas tersebut salah satunya diwujudkan dalam bentuk penyusunan laporan kinerja.

Dasar pelaksanaan kegiatan tahun 2025, mengacu kepada Sistem Akuntabilitas Kinerja Instansi Pemerintah (SAKIP), yang terdiri dari kebijakan yang telah ditetapkan dalam Peraturan Presiden Republik Indonesia Nomor 60 Tahun 2015 tentang Rencana Kerja Pemerintah Tahun 2015 dan Permen KP Nomor 8 Tahun 2016 tentang Rencana Kerja Kementerian Kelautan dan Perikanan 2016 serta Peraturan Menteri Kelautan dan Perikanan Nomor. 54/PERMEN- KP/2017 tentang Organisasi dan Tata Kerja Kementerian Kelautan dan Perikanan yang merupakan salah satu Unit Pelaksana Teknis Kementerian Kelautan dan Perikanan yang mempunyai tugas menyelenggarakan pengendalian mutu dan keamanan hasil perikanan.

Laporan kinerja disusun sebagai salah satu bentuk pertanggungjawaban Balai KIPM Surabaya I dalam melaksanakan tugas dan fungsi pada tahun 2025 untuk mencapai visi dan misi Balai KIPM Surabaya I. Di samping itu, juga sebagai alat kendali dan pemacu peningkatan kinerja setiap satuan kerja di lingkungan Balai KIPM Surabaya I serta sarana untuk mendapatkan masukan bagi stakeholder demi perbaikan kinerja Balai KIPM Surabaya I.

Selain untuk memenuhi prinsip akuntabilitas. Laporan Kinerja tersebut juga merupakan amanat Peraturan Pemerintah Nomor 8 tahun 2006 tentang Pelaporan Keuangan dan Kinerja Instansi Pemerintah dan Peraturan Presiden Nomor 29 Tahun 2014 tentang Sistem Akuntabilitas Kinerja Instansi Pemerintah dan Peraturan Menteri Pendayagunaan Aparatur Negara dan Reformasi Birokrasi Nomor 53 Tahun 2014 Tentang Petunjuk Teknis Perjanjian Kinerja, Pelaporan Kinerja dan Tata Cara Reviu atas Laporan Kinerja Instansi Pemerintah.



1.2. MAKSUD DAN TUJUAN

Laporan Kinerja merupakan proses pemantauan pelaksanaan kinerja dilingkungan Balai KIPM Surabaya I pada setiap triwulan yang bertujuan untuk memastikan dan mengendalikan keserasian pelaksanaan program dan kegiatan sesuai dengan perencanaan tujuan dan sasaran yang tertuang dalam visi dan misi Balai KIPM Surabaya I yang telah ditetapkan sebelumnya. Pemantauan atas kinerja dan program dilaksanakan secara berkelanjutan dan berkala secara periodik. Dengan demikian, proses pelaksanaan program dan kegiatan tetap dapat berjalan baik sesuai rencana ataupun dapat diambil suatu tindakan perbaikan untuk mengatasi adanya penyimpangan yang terjadi terhadap capaian kinerja.

1.3. TUGAS, FUNGSI DAN STRUKTUR ORGANISASI

Struktur Organisasi Sesuai Kepmen KP No. 43 Tahun 2023 tentang Susunan organisasi Balai KIPM Surabaya I, terdiri atas:

1. Tim Kerja Pengendalian Kesehatan Ikan, Mutu, dan Keamanan Hasil Perikanan;
2. Tim Kerja Pengawasan Kesehatan Ikan, Mutu, dan Keamanan Hasil Perikanan;
3. Tim Kerja Penerapan Standar dan Metode Uji Kesehatan Ikan, Mutu, dan Keamanan Hasil Perikanan; dan
4. Tim Kerja Dukungan Manajerial.

Cakupan wilayah kerja Balai KIPM Surabaya I sesuai dengan Peraturan Menteri Kelautan dan Perikanan RI Nomor 92 /PERMEN - KP/2020, meliputi : 1. Kabupaten Sidoarjo 2. Kota Batu 3. Kabupaten Kediri 4. Kabupaten Pasuruan 5. Kabupaten Lumajang 6. Kabupaten Probolinggo 7. Kabupaten Trenggalek 8. Kota Probolinggo 9. Kota Pasuruan 10. Kota Kediri 11. Kabupaten Nganjuk 12. Kabupaten Ngawi 13. Kabupaten Pacitan 14. Kota Madiun 15. Kota Malang 16. Kabupaten Magetan 17. Kabupaten Ponorogo 18. Kabupaten Bondowoso 19. Kabupaten Madiun 20. Kabupaten Malang 21. Kabupaten Tulungagung 22. Kota Blitar 23. Kabupaten Blitar 24. Kabupaten Banyuwangi 25. Kabupaten Situbondo 26. Kabupaten Jember.



1.4. STRATEGI ORGANISASI

Aspek strategis organisasi merupakan penjabaran lebih detail dari tujuan Balai KIPM Surabaya I dengan indikator dan target yang terukur. Aspek strategis tersebut dijabarkan melalui Sasaran Kegiatan Balai KIPM Surabaya I tahun 2025 adalah sebagai berikut :

Sasaran Kegiatan 1 : Terselenggaranya Pengendalian dan Pengawasan Mutu Hasil Kelautan Perikanan

Meningkatkan ekspor produk perikanan dengan pengendalian dan pengawasan mutu produk hasil kelautan dan perikanan mulai dari hulu sampai hilir, sejak ikan ditangkap sampai diekspor ke negara tujuan. Penjaminan ketertelusuran (traceability) produk, sehingga apabila terjadi masalah / penolakan mudah untuk menelusuri dan mengambil tindakan perbaikan.

Upaya menjamin keberterimaan produk perikanan di Negara tujuan dilakukan melalui kegiatan Sertifikasi Cara penanganan Ikan yang Baik (CPIB) di Suplier, melakukan Sertifikasi Hazard Analysis Critical Control Point (HACCP) di Unit Pengolahan Ikan (UPI), melakukan inspeksi pada UPI yang menerapkan sistem traceability, dan melakukan surveilen pada UPI terhadap konsistensi penerapan sistem jaminan mutu dan keamanan hasil perikanan, sehingga produk perikanan yang diekspor diterima di negara tujuan ekspor.

Sasaran Kegiatan 2 : Terselenggaranya Pengendalian sistem jaminan mutu dan keamanan hasil kelautan dan perikanan yang konsisten sesuai standar

Peningkatan ekspor hasil kelautan dan perikanan selain melalui pengendalian dan pengawasan mutu produk hasil kelautan dan perikanan, juga dilakukan melalui peningkatan pelayanan kepada pelaku usaha, sehingga pelaku usaha merasa puas terhadap pelayanan yang diberikan, menindaklanjuti setiap keluhan maupun permasalahan yang dihadapi pelaku usaha, melakukan verifikasi pengendalian sistem jaminan mutu di bidang budidaya dan penangkapan.

Sasaran Kegiatan 3 : Tata Kelola Pemerintahan yang efektif, lincah dan akuntabel dalam bidang Pengendalian dan Pengawasan Mutu Hasil Kelautan dan Perikanan

Melaksanakan pengelolaan organisasi yang bersih, efektif dan terpercaya melalui penyediaan data dan informasi yang baik, benar dan akurat, peningkatan kompetensi sumberdaya manusia aparatur, kelengkapan sarana dan prasarana penunjang kegiatan.



1.5. SISTEMATIKA DAN PENYAJIAN

Sistematika dan penyajian laporan kinerja Balai KIPM Surabaya I Tahun 2024 merujuk pada aturan dan ketentuan yang berlaku seperti dalam Permenpan RB Nomor 53 Tahun 2014 tentang Petunjuk Teknis Perjanjian Kinerja, Pelaporan Kinerja dan Tata Cara Reviu Atas Laporan Kinerja Instansi Pemerintah, sebagai berikut:

- a) **Bab I – Pendahuluan,**
menyajikan penjelasan umum organisasi, dengan penekanan kepada aspek strategis organisasi serta permasalahan utama (*strategic issued*) yang sedang dihadapi organisasi;
- b) **Bab II – Perencanaan Kinerja,**
Menguraikan ringkasan/ikhtisar perjanjian kinerja tahun yang bersangkutan;
- c) **Bab III – Akuntabilitas Kinerja,**
menjelaskan capaian kinerja organisasi untuk setiap pernyataan kinerja sesuai dengan hasil pengukuran kinerja organisasi yang digunakan untuk mewujudkan kinerja organisasi sesuai dengan dokumen Perjanjian Kinerja;
- d) **Bab IV – Penutup,**
menjelaskan simpulan umum atas capaian kinerja organisasi serta langkah di masa mendatang yang akan dilakukan organisasi untuk meningkatkan kinerjanya;
- e) **Lampiran-lampiran,**
memuat Penetapan Kinerja Balai KIPM Surabaya I Tahun 2021 dan hal-hal lainnya.



BAB II

PERENCANAAN DAN PERJANJIAN KINERJA

2.1. VISI DAN MISI

Sesuai dengan mandat yang diberikan kepada Badan Pengendalian dan Pengawasan Mutu Hasil Kelautan dan Perikanan yang selaras dengan visi KKP 2020- 2024 adalah mendukung Terwujudnya Masyarakat Kelautan dan Perikanan yang Sejahtera dan Sumber Daya Kelautan dan Perikanan yang Berkelanjutan.

2.2. INDIKATOR DAN TARGET KINERJA

Sasaran merupakan hasil yang akan dicapai secara nyata oleh instansi pemerintah dalam rumusan yang lebih spesifik, terukur, dalam kurun waktu yang lebih pendek dari tujuan. Dalam sasaran telah ditetapkan indikator sasaran sebagai ukuran tingkat keberhasilan pencapaian sasaran untuk diwujudkan pada tahun bersangkutan. Setiap indikator sasaran disertai rencana tingkat capaian (target) masing-masing. Sasaran diupayakan untuk dapat dicapai dalam kurun waktu tertentu secara berkesinambungan sejalan dengan tujuan yang ditetapkan dalam rencana strategis . Dengan demikian, setiap tujuan yang ditetapkan memiliki indikator yang terukur.

Peta Strategi adalah suatu *dashboard* yang memetakan sasaran strategi organisasi dalam suatu kerangka hubungan sebab akibat yang menggambarkan keseluruhan perjalanan strategi organisasi. Dari Peta Strategi tersebut, dijabarkan indikator dan target kinerja yang akan dicapai Balai KIPM Surabaya I pada Tahun 2025, sebagaimana tertuang dalam Perjanjian Kinerja Balai KIPM Surabaya I.

Penyusunan Perjanjian Kinerja ditujukan sebagai bentuk transparansi atas akuntabilitas dan kinerja, serta sebagai dasar penilaian keberhasilan atau kegagalan pencapaian tujuan dan sasaran organisasi. Perjanjian kinerja ini merupakan pelaksanaan Peraturan Presiden RI Nomor 29 Tahun 2014 tentang Sistem Akuntabilitas Kinerja Instansi Pemerintah dan sesuai dengan Peraturan Menteri Pendayagunaan Aparatur Negara dan Reformasi Birokrasi Nomor 53 Tahun 2014 tentang Petunjuk Teknis Perjanjian Kinerja, Pelaporan Kinerja dan Tata Cara Reviu atas Laporan Kinerja Instansi Pemerintah serta

Keputusan Kepala BKIPM Nomor: 62/KEP-BKIPM/2018 tentang Pedoman Pengelolaan Kinerja di Lingkungan BKIPM – KKP.

Ikhtisar Perjanjian Kinerja Balai KIPM Surabaya I Tahun 2024 diuraikan seperti pada Tabel 3 berikut ini :

SASARAN KEGIATAN	NO	INDIKATOR KINERJA KEGIATAN	TARGET 2025
Terselenggaranya Pengendalian dan Pengawasan Mutu Hasil Kelautan Perikanan	1	Persentase hasil kelautan dan perikanan sektor produksi primer yang memenuhi standar mutu dan keamanan pangan lingkup UPT Balai KIPM Surabaya I (%)	70,00
	2	Persentase hasil kelautan dan perikanan sektor produksi pasca panen yang memenuhi standar mutu dan keamanan pangan lingkup UPT Balai KIPM Surabaya I (%)	70,00
	3	Lokasi Pengawasan Mutu Hasil Perikanan sektor produksi pasca panen lingkup UPT Balai KIPM Surabaya I (lokasi)	1,00
	4	Rasio ekspor ikan dan hasil perikanan yang diterima oleh negara tujuan ekspor lingkup UPT Balai KIPM Surabaya I (%)	99,00
Terselenggaranya Pengendalian sistem jaminan mutu dan keamanan hasil kelautan dan perikanan yang konsisten sesuai standar	5	Nilai kualitas penerapan sistem manajemen mutu laboratorium lingkup UPT Balai KIPM Surabaya I (Nilai)	75,00
	6	Nilai kualitas penerapan sistem manajemen mutu lembaga inspeksi lingkup UPT Balai KIPM Surabaya I (Nilai)	75,00
Tata Kelola Pemerintahan yang efektif, lincah dan akuntabel dalam bidang Pengendalian dan Pengawasan Mutu Hasil Kelautan dan Perikanan	7	Indikator kinerja pelaksanaan anggaran (IKPA) lingkup UPT Balai KIPM Surabaya I (Nilai)	92,00
	8	Nilai Kinerja Perencanaan Anggaran lingkup UPT Balai KIPM Surabaya I (Nilai)	71,50
	9	Persentase Penyelesaian Temuan BPK lingkup UPT Balai KIPM Surabaya I (%)	100,00
	10	Indeks Profesionalitas ASN lingkup UPT Balai KIPM Surabaya I (Indeks)	87,00
	11	Nilai penilaian mandiri SAKIP lingkup UPT Balai KIPM Surabaya I (Nilai)	86,00
	12	Persentase rekomendasi hasil pengawasan yang dimanfaatkan untuk perbaikan kinerja lingkup UPT Balai KIPM Surabaya I (%)	85,00
	13	Persentase rencana umum pengadaan PBJ yang diumumkan pada SIRUP lingkup UPT Balai KIPM Surabaya I (%)	76,00
	14	Nilai minimal yang dipersyaratkan untuk pembangunan unit kerja berpredikat Menuju Wilayah Bebas dari Korupsi lingkup UPT Balai KIPM Surabaya I (Nilai)	75,00
	15	Survey Kepuasan Masyarakat lingkup UPT Balai KIPM Surabaya I (Nilai)	88,00

Tabel 3. Perjanjian Kinerja Balai KIPM Surabaya I Tahun 2024

Jumlah Anggaran Tahun 2025 adalah sebesar Rp 23.801.197.000, -

No	Kegiatan	Anggaran (Rp)
1	Dukungan Manajemen Internal Lingkup Badan Pengendalian dan Pengawasan Mutu Hasil Kelautan dan Perikanan	22.954.197.000
2	Manajemen Mutu	197.000.000
3	Pengendalian dan Pengawasan Mutu Hasil Kelautan dan Perikanan	650.000.000
Total Anggaran Balai KIPM Surabaya I Tahun 2025		23.801.197.000

Tabel 4. Anggaran Kegiatan Balai KIPM Surabaya I Tahun Anggaran 2025

2.3. PENGUKURAN KINERJA

Nilai Pencapaian Sasaran Strategis (NPSS) diperoleh melalui serangkaian penghitungan dengan menggunakan data target dan realisasi IKU yang tersedia. Dengan membandingkan antara data target dan realisasi IKU, akan diperoleh indeks capaian IKU. Penghitungan indeks capaian IKU perlu memperhitungkan jenis polarisasi IKU yang berlaku, yaitu *maximize*, *minimize*, dan *stabilize*.

Ketentuan penetapan indeks capaian IKU adalah:

1. Angka maksimum adalah 120;
2. Angka minimum adalah <50;
3. Formula penghitungan indeks capaian IKU untuk setiap jenis polarisasi adalah berbeda, sebagaimana penjelasan berikut:

a. Polarisasi *Maximize*

Pada jenis polarisasi ini, kriteria nilai terbaik pencapaian IKU adalah realisasi lebih tinggi dari target, dengan formula:

$$\text{Indeks Capaian IKU} = \text{Realisasi} / \text{Target} \times 100\%$$

b. Polarisasi *Minimize*

Pada jenis polarisasi ini, kriteria nilai terbaik pencapaian IKU adalah realisasi yang lebih kecil dari target, dengan formula :

$$\text{Indeks Capaian IKU} = \{1 + (1 - \text{Realisasi} / \text{Target})\} \times 100\%$$

c. Polarisasi *Stabilize*

Pada jenis polarisasi ini, kriteria nilai terbaik pencapaian IKU adalah realisasi yang berada dalam suatu rentang tertentu dibandingkan target.

4. Status indeks capaian IKU adalah sebagai berikut:

Warna	Keterangan
Istimewa	nilai 110 - 120
Baik	nilai 90 - <110
Cukup	nilai 70 - <90
Kurang	nilai 50 - <70
Sangat Kurang	untuk nilai <50
Belum ada penilaian	

Gambar 1. Status indeks capaian IKU

BAB III

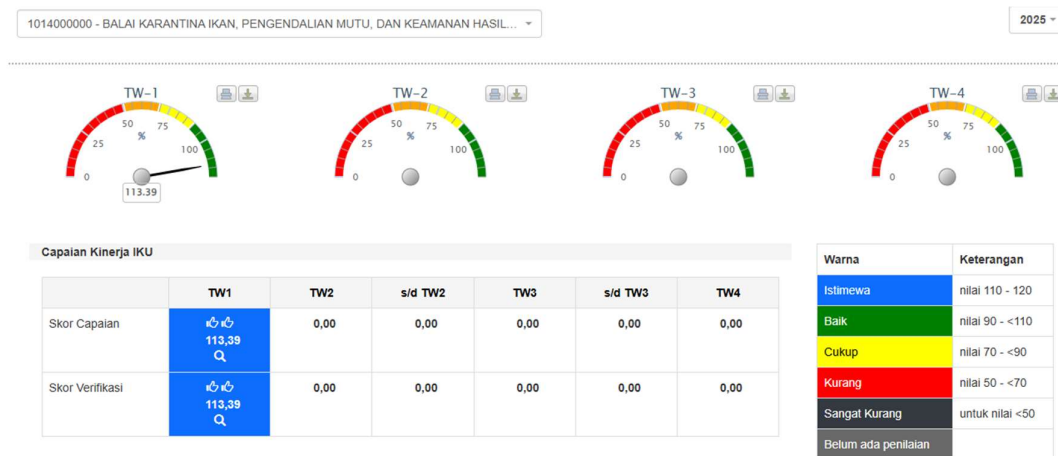
AKUNTABILITAS

KINERJA

3.1. CAPAIAN KINERJA

Capaian kinerja Balai KIPM Surabaya I pada Triwulan I Tahun 2025 sudah cukup baik, hal ini ditandai dengan capaian Nilai Rata-rata Pencapaian Sasaran Strategis (NPSS) sebesar 113,39% (Istimewa). NPSS merupakan gambaran nilai kinerja suatu organisasi secara keseluruhan.

Capaian kinerja Balai KIPM Surabaya I pada Triwulan I Tahun 2025 seperti pada Gambar berikut ini :



Gambar 2 : Dashboard NPSS Balai KIPM Surabaya I Tahun 2025

3.2. ANALISIS DAN EVALUASI

Analisis mendalam (Elaborasi) capaian kinerja Balai KIPM Surabaya I berdasarkan sasaran kegiatan secara lebih detil menurut indikator kerjanya serta dibandingkan dengan target triwulan dan tahunan dijelaskan sebagai berikut :

NO	INDIKATOR KINERJA UTAMA	SATUAN	POLA HITUNG	FREKUENSI PERHITUNGAN	TW I	
					TARGET	CAPAIAN
1	Persentase hasil kelautan dan perikanan sektor produksi primer yang memenuhi standar mutu dan keamanan pangan lingkup UPT Balai KIPM Surabaya I	Persentase	Nilai Posisi Akhir	Triwulan	70,00	91,60

2	Persentase hasil kelautan dan perikanan sektor produksi pasca panen yang memenuhi standar mutu dan keamanan pangan lingkup UPT Balai KIPM Surabaya I	Persentase	Nilai Posisi Akhir	Triwulan	70,00	92,60
3	Lokasi Pengawasan Mutu Hasil Perikanan sektor produksi pasca panen lingkup UPT Balai KIPM Surabaya I	lokasi	Nilai Posisi Akhir	Semester	0,00	0,00
4	Rasio ekspor ikan dan hasil perikanan yang diterima oleh negara tujuan ekspor lingkup UPT Balai KIPM Surabaya I	Persentase	Nilai Posisi Akhir	Triwulan	99,00	100,00
5	Nilai kualitas penerapan sistem manajemen mutu laboratorium lingkup UPT Balai KIPM Surabaya I	Nilai	Nilai Posisi Akhir	Triwulan	0,00	0,00
6	Nilai kualitas penerapan sistem manajemen mutu lembaga inspeksi lingkup UPT Balai KIPM Surabaya I	Nilai	Nilai Posisi Akhir	Triwulan	0,00	0,00
7	Indikator kinerja pelaksanaan anggaran (IKPA) lingkup UPT Balai KIPM Surabaya I	Nilai	Nilai Posisi Akhir	Semester	0,00	0,00
8	Nilai Kinerja Perencanaan Anggaran lingkup UPT Balai KIPM Surabaya I	Nilai	Nilai Posisi Akhir	Tahun	0,00	0,00
9	Persentase Penyelesaian Temuan BPK lingkup UPT Balai KIPM Surabaya I	Persentase	Nilai Posisi Akhir	Tahun	0,00	0,00
10	Indeks Profesionalitas ASN lingkup UPT Balai KIPM Surabaya I	Indeks	Nilai Posisi Akhir	Semester	0,00	0,00
11	Nilai penilaian mandiri SAKIP lingkup UPT Balai KIPM Surabaya I	Nilai	Nilai Posisi Akhir	Tahun	0,00	0,00
12	Persentase rekomendasi hasil pengawasan yang dimanfaatkan untuk perbaikan kinerja lingkup UPT Balai KIPM Surabaya I	Persentase	Nilai Posisi Akhir	Triwulan	85,00	100,00
13	Persentase rencana umum pengadaan PBJ yang diumumkan pada SIRUP lingkup UPT Balai KIPM Surabaya I	Persentase	Nilai Posisi Akhir	Triwulan	76,00	100,00
14	Nilai minimal yang dipersyaratkan untuk pembangunan unit kerja berpredikat Menuju Wilayah Bebas dari Korupsi lingkup UPT Balai KIPM Surabaya I	Nilai	Nilai Posisi Akhir	Tahun	0,00	0,00
15	Survey Kepuasan Masyarakat lingkup UPT Balai KIPM Surabaya I	Nilai	Nilai Posisi Akhir	Triwulan	88,00	89,43

Tabel 5. Capaian Kinerja Balai KIPM Surabaya I Triwulan I Tahun 2025

Berdasarkan uraian di atas, disimpulkan bahwa seluruh target IKK maupun IKU di Balai KIPM Surabaya I Triwulan I Tahun 2024 telah berhasil dicapai. Dari 15 IKU yang targetnya telah ditetapkan sesuai PK, secara keseluruhan pencapaiannya memenuhi

bahkan melebihi target. Keberhasilan pencapaian tersebut akan diupayakan untuk dipertahankan serta terus ditingkatkan di tahun yang akan datang.

Indikator kinerja yang ditetapkan untuk mengukur keberhasilan sasaran kegiatan Pengendalian dan pengawasan mutu Hasil Kelautan Perikanan adalah (1). Persentase hasil kelautan dan perikanan sektor produksi primer yang memenuhi standar mutu dan keamanan pangan lingkup UPT Balai KIPM Surabaya I; (2). Persentase hasil kelautan dan perikanan sektor produksi pasca panen yang memenuhi standar mutu dan keamanan pangan lingkup UPT Balai KIPM Surabaya I; (3). Lokasi Pengawasan Mutu Hasil Perikanan sektor produksi pasca panen lingkup UPT Balai KIPM Surabaya I; (4). Rasio ekspor ikan dan hasil perikanan yang diterima oleh negara tujuan ekspor lingkup UPT Balai KIPM Surabaya I.

IKK 01

Persentase hasil kelautan dan perikanan sektor produksi primer yang memenuhi standar mutu dan keamanan pangan lingkup UPT Balai KIPM Surabaya I

Definisi :

- Presentase Hasil Kelautan dan Perikanan Sektor primer yang memenuhi Standar Mutu dan Keamanan Pangan adalah ukuran dalam menilai seberapa besar volume atau jumlah produk hasil kelautan dan perikanan sektor produksi primer perikanan budidaya meliputi CBIB,CPIB,CPPIB,CPOIB, CDOIB dan perikanan tangkap meliputi CPIB di kapal yang telah sesuai dengan standar, kriteria keamanan pangan yang ditetapkan oleh Otoritas Kompeten.
- Sistem Jaminan Mutu dan Keamanan Hasil Kelautan dan Perikanan adalah upaya pencegahan dan pengendalian yang harus diperhatikan dan dilakukan sejak pra produksi sampai dengan pemasaran untuk menghasilkan hasil kelautan dan perikanan yang bermutu dan aman bagi kesehatan manusia. Standar Mutu dan Keamanan Pangan Hasil Kelautan dan Perikanan dicapai melalui penerapan Sistem Jaminan Mutu dan Keamanan Hasil Perikanan.
- Sektor produksi perikanan primer merujuk kepada kegiatan yang berfokus pada pengambilan dan pengelolaan sumberdaya hayati perairan yang meliputi penangkapan ikan, budidaya dan pengumpulan hasil laut lainnya.
- Standar Mutu dan Keamanan Pangan Hasil Kelautan dan Perikanan mengacu kepada:
 1. Standar Nasional Indonesia (SNI)
 2. Standar lainnya yang dipersyaratkan perdagangan dalam negeri atau luar negeri sesuai ketentuan yang berlaku

- Output kegiatan berupa rekomendasi yang diberikan dari hasil inspeksi dalam sistem OSS maupun secara manual.

Formula :

$$\%X = \frac{A+B+C+D+E+F}{xn} \times 100\%$$

%X = Persentase hasil kelautan dan perikanan sektor produksi primer

E = Persentase Unit Usaha menerapkan CPOIB yang memenuhi standar mutu dan keamanan pangan

F = Persentase Unit Usaha menerapkan CPIB Kapal

A = Persentase Unit Usaha yang menerapkan CBIB

xn = Jumlah dari unsur pembentuk (6)*

B = Persentase Unit menerapkan CPIB

C = Persentase Unit Usaha yang menerapkan CPPIB

D = Persentase Unit Usaha menerapkan CPOIB

**) Komponen pembentuk yang dihitung berdasarkan karakteristik sertifikasi jaminan mutu sektor produksi primer yg ada UPT*

SK1.1	Terselenggaranya Pengendalian dan Pengawasan Mutu Hasil Kelautan Perikanan									
IK 01	Persentase hasil kelautan dan perikanan sektor produksi primer yang memenuhi standar mutu dan keamanan pangan lingkup UPT Balai KIPM Surabaya I (%)									
REALISASI TW. I					TAHUN 2025					
					Target 2025	TW. I	Capaian TW. I	% Capaian thd Target		
2020	2021	2022	2023	2024				Tahunan	TW. I	
-	-	-	-	-	70	70	91.60	70%	130.86	

Tabel 6: Capaian IKK 01 Triwulan I Tahun 2025

Rincian capaian IKK adalah sebagai berikut :

1. Persentase Unit Usaha yang menerapkan CBIB = $\frac{\text{Sertifikat terbit}}{\text{Permohonan yang lengkap}} \times 100\%$
 $= \frac{3}{4} \times 100\%$
 $= 75\%$
2. Persentase Unit Usaha yang menerapkan CPOIB = $\frac{\text{Sertifikat terbit}}{\text{Permohonan yang lengkap}} \times 100\%$
 $= \frac{1}{1} \times 100\%$
 $= 100\%$
3. Persentase Unit Usaha yang menerapkan CDOIB = $\frac{\text{Sertifikat terbit}}{\text{Permohonan yang lengkap}} \times 100\%$
 $= \frac{1}{1} \times 100\%$
 $= 100\%$

Pada akhir Triwulan I 2025 terealisasi 91.6% dari permohonan sertifikasi sektor produksi primer yang memenuhi standar mutu dan keamanan pangan lingkup UPT dan telah terbit 5 sertifikat sektor produksi primer.


Pada Triwulan I Tahun 2025 telah terealisasi 5 sertifikat sektor produksi primer atau persentase hasil kelautan dan perikanan sektor produksi primer yang memenuhi standar mutu dan keamanan pangan lingkup UPT mencapai 91.6% yang meliputi Sertifikasi CBIB, CPOIB, dan CDOIB. Untuk sertifikasi CBIB tidak tercapai 100% karena 1 unit budidaya dari pemohon dalam siklus pengeringan yang tidak memungkinkan dilaksanakan kegiatan inspeksi.

IKK 02

Persentase hasil kelautan dan perikanan sektor produksi pasca panen yang memenuhi standar mutu dan keamanan pangan lingkup UPT Balai KIPM Surabaya I

Definisi :

- Presentase Hasil Kelautan dan Perikanan Sektor Pasca Panen yang memenuhi Standar Mutu dan Keamanan Pangan adalah ukuran dalam menilai seberapa besar volume atau jumlah produk hasil kelautan dan perikanan sektor Produksi Pasca Panen meliputi: PMMT/HACCP dan Sertifikat Kelayakan Pengolahan (SKP) yang telah sesuai dengan standar, kriteria keamanan pangan yang ditetapkan oleh Otoritas Kompeten.
- Sistem Jaminan Mutu dan Keamanan Hasil Kelautan dan Perikanan adalah upaya pencegahan dan pengendalian yang harus diperhatikan dan dilakukan sejak pra produksi sampai dengan pemasaran untuk menghasilkan hasil kelautan dan perikanan yang bermutu dan aman bagi kesehatan manusia. Standar Mutu dan Keamanan Pangan



Hasil Kelautan dan Perikanan dicapai melalui penerapan Sistem Jaminan Mutu dan Keamanan Hasil Perikanan.

- Sektor produksi Pasca Panen merujuk kepada rangkaian kegiatan yang dilakukan setelah ikan atau hasil perikanan ditangkap dengan tujuan untuk meningkatkan nilai, menjaga kualitas, memperpanjang umur simpan produk perikanan yang meliputi Penanganan, Pengolahan, Distribusi, hingga pemasaran produk perikanan.
- Standar Mutu dan Keamanan Pangan Hasil Kelautan dan Perikanan mengacu kepada:
 1. Standar Nasional Indonesia (SNI);
 2. Standar Internasional (Codex Alimentarius);
 3. Standar lainnya yang dipersyaratkan perdagangan dalam negeri atau luar negeri sesuai ketentuan yang berlaku.
- Sertifikat Penerapan PMMT/HACCP dan SKP yang diterbitkan berdasarkan ruang lingkup produk, jenis olahan ikan, unit proses, dan/atau potensi bahaya (hazard) yang berbeda yang ditangani dan/atau diolah.

Formula :

$$\%X = \frac{A+B}{xn} \times 100\%$$

%X = Persentase hasil kelautan dan perikanan sektor pasca panen yang memenuhi standar mutu dan keamanan pangan

A = Presentase Penerbitan Sertifikat Hazard Analysis Critical Control Point (HACCP) ruang lingkup produk

B = Persentase SKP yang diterbitkan di Unit Pengolahan Ikan skala UMKM dan menengah besar yang menerapkan GMPSSOP

xn = Jumlah dari unsur pembentuk (2)

****) Komponen pembentuk yang dihitung berdasarkan karakteristik sertifikasi jaminan mutu sektor pasca panen yg ada UPT***

SK1.1	Terselenggaranya Pengendalian dan Pengawasan Mutu Hasil Kelautan Perikanan									
IK 02	Persentase hasil kelautan dan perikanan sektor produksi pasca panen yang memenuhi standar mutu dan keamanan pangan lingkup UPT Balai KIPM Surabaya I (%)									
REALISASI TW. I					TAHUN 2025					
					Target 2025	TW. I	Capaian TW. I	% Capaian thd Target		
2020	2021	2022	2023	2024				Tahunan	TW. I	
-	-	-	-	-	70	70	92.60	132.29	132.29	

Tabel 7: Capaian IKK 02 Triwulan I Tahun 2025

Rincian capaian IKK adalah sebagai berikut :

Pada periode Triwulan I Tahun 2025 tercapai realisasi sertifikasi SKP sebanyak **153 produk** dengan target **160 produk** dan sertifikasi HACCP terealisasi Sertifikat HACCP sebanyak **112 produk** dengan target **125 produk**, jadi persentase sertifikasi sektor pasca panen Triwulan I tahun 2025 adalah:

$$\text{HACCP} = \frac{112}{125} \times 100\% = 89,6\%$$

$$\text{SKP} = \frac{153}{160} \times 100\% = 95,6\%$$

$$\%X = \frac{89,6+92,6}{2} \times 100\% = 92,6\%$$

Sesuai Formula Perhitungan bahwa pada akhir Triwulan I Tahun 2025 sektor produksi pasca panen yang memenuhi standar mutu dan keamanan pangan lingkup UPT Balai KIPM Surabaya I telah tercapai 92,6%.

Yang menjadi akar masalah pada IKK ini adalah ada kekuatiran sertifikasi pasca panen tidak sesuai dengan target yang diperintahkan kepada Balai KIPM Surabaya I karena pengajuan sertifikasi berasal dari Pelaku Usaha.

Rekomendasi rencana aksi triwulan berikutnya yaitu melakukan sertifikasi sektor Pasca Panen sesuai regulasi dan selalu memantau antara target dan realisasi sertifikasi agar tercapai sesuai Perjanjian Kinerja (PK).

IKK 03 Lokasi Pengawasan Mutu Hasil Perikanan sektor produksi pasca panen lingkup UPT Balai KIPM Surabaya I

Definisi :

- Pengawasan Mutu dan Keamanan Hasil Perikanan Domestik dilakukan sebagai implementasi dari terbitnya Inpres 01 Tahun 2017 tentang Gerakan Masyarakat Hidup Sehat.
- Lokasi dari kegiatan Pengawasan ini adalah Kab/Kota yang konsumsi ikannya tinggi dengan lokus adalah Pasar moderen, Pasar Tradisional, Supplier, TPI/PPI yang produk ikannya dikonsumsi oleh masyarakat lokal/domestik.
- Bentuk pengawasannya adalah penilaian sarana prasarana dan pengujian sampel produk perikanan dengan parameter uji Organoleptik, mikrobiologi, kimia dan bahan berbahaya (formalin) dan parameter uji lain yang diperlukan.

Cara pengukuran :

Menghitung jumlah kab/kota yang menjadi lokasi pengawasan mutu dan keamanan hasil perikanan domestik

SK1.1	Terselenggaranya Pengendalian dan Pengawasan Mutu Hasil Kelautan Perikanan									
IK 03	Lokasi Pengawasan Mutu Hasil Perikanan sektor produksi pasca panen lingkup UPT Balai KIPM Surabaya I (lokasi)									
REALISASI TW. I					TAHUN 2025					
					Target 2025	TW. I	Capaian TW. I	% Capaian thd Target		
			Tahunan	TW. I						
2020	2021	2022	2023	2024	1	0	0	0%	0	

Tabel 8: Capaian IKK 03 Triwulan I Tahun 2025

IKK 04 Rasio ekspor ikan dan hasil perikanan yang diterima oleh negara tujuan ekspor lingkup UPT Balai KIPM Surabaya I

Rasio ekspor ikan dan hasil perikanan yang diterima oleh negara tujuan ekspor merujuk pada perbandingan antara jumlah ikan dan hasil perikanan yang disertifikasi (jumlah HC yang terbit) dan volume yang diekspor ke pasar internasional dan penolakan terhadap produk ikan dan hasil perikanan oleh negara tujuan ekspor (HC yang ditolak oleh

negara tujuan ekspor). Pengiriman ikan dan hasil perikanan yang diekspor telah memenuhi persyaratan mutu dan keamanan hasil perikanan serta tidak dilakukan penolakan oleh negara tujuan ekspor. Rasio ini penting untuk memahami bagaimana sektor perikanan memberikan kontribusi terhadap perekonomian khususnya perdagangan internasional.

Sertifikat Kesehatan (Health Certificate) adalah sertifikat yang menyatakan bahwa ikan dan hasil perikanan telah memenuhi persyaratan mutu dan keamanan untuk konsumsi manusia dan Bukti pengiriman hasil perikanan yang telah memenuhi persyaratan adalah diterimanya Sertifikat Mutu dan Keamanan Hasil Kelautan dan Perikanan.

$$x = \frac{A - B}{A}$$

x = Rasio ekspor ikan dan hasil perikanan yang diterima oleh negara tujuan ekspor (%)

A = HC yang diterbitkan oleh BPPMHKP

B = Jumlah HC yang ditolak oleh negara tujuan

(Notifikasi Penolakan kasus/penolakan HC mutu dilampirkan)

SK1.1	Terselenggaranya Pengendalian dan Pengawasan Mutu Hasil Kelautan Perikanan									
IK 04	Rasio ekspor ikan dan hasil perikanan yang diterima oleh negara tujuan ekspor lingkup UPT Balai KIPM Surabaya I (%)									
REALISASI TW. I					TAHUN 2025					
					Target 2025	TW. I	Capaian TW. I	% Capaian thd Target		
2020	2021	2022	2023	2024				Tahunan	TW. I	
-	-	-	-	-	99	99	100	101.01	101.01	

Tabel 9: Capaian IKK 04 Triwulan I Tahun 2025

Pada Tahun 2025 telah terealisasi penerbitan HC/SMKHP sebanyak 4.616 sertifikat , sedangkan SMKHP/HC yang tertolak dari negara tujuan ekspor negara mitra tidak ada.

Rekomendasi rencana aksi pada triwulan berikutnya adalah dengan melakukan sertifikasi sektor Pasca Panen sesuai regulasi dan selalu memantau antara target dan realisasi sertifikasi agar tercapai sesuai Perjanjian Kinerja (PK)

Definisi :

- ISO/IEC 17025 merupakan sebuah standar pada laboratorium pengujian dan laboratorium kalibrasi yang digunakan sebagai acuan untuk mendapatkan pengakuan formal (akreditasi) sebagai laboratorium penguji yang kompeten dan menjadi dasar saling pengakuan terhadap validitas data hasil pengujian baik didalam maupun luar negeri
- Tingkat pemenuhan penerapan sistem manajemen mutu laboratorium penguji di laboratorium *official control*
- Penerapan Sistem Manajemen Mutu ISO 17025 yang dinilai melingkupi:
 1. Ruang Lingkup;
 2. Acuan Normatif;
 3. Persyaratan Umum;
 4. Persyaratan Struktural;
 5. Persyaratan Sumber Daya;
 6. Persyaratan Proses;
 7. Persyaratan Sistem Manajemen

Nilai pemenuhan penerapan sistem manajemen mutu laboratorium penguji dan Lembaga inspeksi merupakan hasil penilaian dari evaluasi terhadap laboratorium dalam mematuhi standar mutu yang berlaku yang mengacu pada ISO/IEC 17025 dan ISO/IEC 17020 dan dinyatakan dalam bentuk presentase berdasarkan Tingkat kesesuaian terhadap kriteria yang telah ditetapkan dalam standar tersebut. Skor tinggi menunjukkan bahwa laboratorium telah memenuhi atau mendekati pemenuhan terhadap standar sistem manajemen mutu, sedangkan skor rendah menunjukkan adanya kelemahan dalam penerapan sistem manajemen mutu yang perlu diperbaiki.

ISO/IEC 17025 merupakan sebuah standar pada laboratorium pengujian dan laboratorium kalibrasi yang digunakan sebagai acuan untuk mendapatkan pengakuan formal (akreditasi) sebagai laboratorium penguji yang kompeten dan menjadi dasar saling pengakuan terhadap validitas data hasil pengujian baik didalam maupun luar negeri

ISO/IEC 17020 adalah standar yang mengatur persyaratan untuk Lembaga Inspeksi yang melakukan inspeksi teknis dan non teknis, standar ini bertujuan memastikan bahwa Lembaga inspeksi menjalankan proses inspeksi yang konsisten, objektif dan akurat sesuai dengan standar yang ditetapkan.

$$\bar{X} = \frac{x_1 + x_2 + x_3 + \dots + x_n}{n}$$

Rata-rata nilai tingkat pemenuhan klausa dalam ISO 17025 yang terverifikasi

\bar{X} = Rata rata

$x_1 + x_2 + x_3 + \dots + x_n$ = Nilai tingkat pemenuhan ke - 1, 2, 3, .., n

n = banyaknya nilai tingkat pemenuhan

SK2.1	Terselenggaranya Pengendalian sistem jaminan mutu dan keamanan hasil kelautan dan perikanan yang konsisten sesuai standar									
IK 05	Nilai kualitas penerapan sistem manajemen mutu laboratorium lingkup UPT Balai KIPM Surabaya I (Nilai)									
REALISASI TW. I					TAHUN 2025					
					Target 2025	TW. I	Capaian TW. I	% Capaian thd Target		
Tahunan	TW. I									
2020	2021	2022	2023	2024	75	0	0	0%	0	

Tabel 10: Capaian IKK 05 Triwulan I Tahun 2025

IKK 06 Nilai kualitas penerapan sistem manajemen mutu lembaga inspeksi lingkup UPT Balai KIPM Surabaya I

Definisi :

- ISO/IEC 17020 adalah standar yang mengatur persyaratan untuk Lembaga Inspeksi yang melakukan inspeksi teknis dan non teknis, standar ini bertujuan memastikan bahwa Lembaga inspeksi menjalankan proses inspeksi yang konsisten, objektif dan akurat sesuai dengan standar yang ditetapkan.
- Nilai kualitas penerapan Iso/IEC 17020 diperoleh dari nilai rata-rata penerapan sistem manajemen mutu Lembaga inspeksi (ISO 17020).
- Penerapan Sistem Manajemen Mutu ISO 17020 yang dinilai melingkupi:
 1. Persyaratan Umum
 2. Persyaratan Struktural
 3. Persyaratan Sumberdaya
 4. Persyaratan Proses
 5. Persyaratan Sistem Manajemen

Cara Pengukuran :

$$\bar{X} = \frac{x_1 + x_2 + x_3 + \dots + x_n}{n}$$

Rata – rata nilai tingkat pemenuhan klausa dalam ISO 17020 yang terverifikasi

$$\bar{X} = \text{Rata rata}$$

$x_1 + x_2 + x_3 + \dots + x_n$ = Nilai tingkat pemenuhan ke - 1, 2, 3, .., n

n = Banyaknya nilai tingkat pemenuhan

SK2.2	Terselenggaranya Pengendalian sistem jaminan mutu dan keamanan hasil kelautan dan perikanan yang konsisten sesuai standar									
IK 06	Nilai kualitas penerapan sistem manajemen mutu lembaga inspeksi lingkup UPT Balai KIPM Surabaya I (Nilai)									
REALISASI TW. I					TAHUN 2025					
					Target 2025	TW. I	Capaian TW. I	% Capaian thd Target		
2020	2021	2022	2023	2024				Tahunan	TW. I	
-	-	-	-	-	75	0	0	0%	0	

Tabel 11: Capaian IKK 06 Triwulan I Tahun 2025

Indikator kinerja yang ditetapkan untuk mengukur keberhasilan sasaran kegiatan Tata Kelola Pemerintahan yang efektif, lincah dan akuntabel dalam bidang Pengendalian dan Pengawasan Mutu Hasil Kelautan dan Perikanan adalah (1). Indikator kinerja pelaksanaan anggaran (IKPA) lingkup UPT Balai KIPM Surabaya; (2). Nilai Kinerja Perencanaan Anggaran lingkup UPT Balai KIPM Surabaya I; (3). Presentase Penyelesaian Temuan BPK lingkup UPT Balai KIPM Surabaya I; (4). Indeks Profesionalitas ASN lingkup UPT Balai KIPM Surabaya I; (5). Nilai penilaian mandiri SAKIP lingkup UPT Balai KIPM Surabaya I; (6). Persentase rekomendasi hasil pengawasan yang dimanfaatkan untuk perbaikan kinerja lingkup UPT Balai KIPM Surabaya I; (7). Persentase rencana umum pengadaan PBJ yang diumumkan pada SIRUP lingkup UPT Balai KIPM Surabaya I; (8). Nilai minimal yang dipersyaratkan untuk pembangunan unit kerja berpredikat Menuju Wilayah Bebas dari Korupsi lingkup UPT Balai KIPM Surabaya I; (9). Survey Kepuasan Masyarakat lingkup UPT Balai KIPM Surabaya I.

IKK 07 Nilai indikator kinerja pelaksanaan anggaran (IKPA) lingkup UPT Balai KIPM Surabaya I

IKPA adalah indikator yang telah ditetapkan oleh Kementerian Keuangan untuk mengukur kualitas kinerja pelaksanaan anggaran belanja Kementerian Negara/Lembaga dari sisi kesesuaian terhadap perencanaan, efektivitas pelaksanaan anggaran, efisiensi pelaksanaan anggaran, dan kepatuhan terhadap regulasi.

Nilai ini diperoleh dari data input dan output lingkup Balai KIPM Surabaya I didalam aplikasi OMSPAN Kementerian Keuangan. Cara menghitung IKPA dengan menggunakan Peraturan Menteri Keuangan No. 195/PMK.05/2018 tentang Monev Pelaksanaan Anggaran Belanja K/L. Evaluasi kinerja pelaksanaan anggaran sebagaimana dimaksud pada ayat (1) huruf a Permenkeu 195/2018 diwujudkan dalam bentuk pengukuran kualitas kinerja menggunakan IKPA.


Indikator Kinerja Pelaksanaan Anggaran (IKPA) merupakan suatu ukuran kuantitatif yang mencerminkan aspek teknis dan administratif dan tata kelola pelaksanaan anggaran yang dilakukan oleh satker K/L. IKPA dapat dijadikan alat managerial untuk mendukung ketercapaian output (*output delivery*) atas penggunaan anggaran pemerintah secara tepat waktu dan tepat sasaran. Pengukuran capaian IKPA dilakukan atas penilaian dari berbagai aspek yaitu :

1. Revisi DIPA
 - a. Jenis revisi anggaran yang diperhitungkan adalah revisi dalam kewenangan pagu tetap (tidak masuk adalah revisi dalam kewenangan pagu berubah dan revisi administratif);
 - b. Frekuensi revisi hanya diperkenankan 1 kali dalam rentang triwulanan. Apabila dalam satu triwulan akan ada 2 kali revisi, maka revisi yang kedua agar diajukan pada triwulan berikutnya.

Rencana aksi yang dilakukan pada aspek Revisi DIPA, antara lain:

- Untuk mempertahankan capaian ini, maka Balai KIPM Surabaya I berusaha sangat selektif dalam melakukan pergeseran anggaran dalam revisi DIPA (pagu tetap) serta mengupayakan frekuensi revisi sebanyak 1 kali dalam 1 Triwulan.

2. Deviasi Halaman III DIPA
 - a. Halaman III DIPA memuat Rencana Penarikan Dana (RPD) per bulan



sepanjang tahun anggaran berjalan atas pelaksanaan anggaran yang dilakukan pada suatusatker;

- b. Validitas dan keakuratan RPD pada Halaman III DIPA sangat penting untuk menjaga likuiditas Kas;
- c. Negara guna memenuhi kebutuhan penyediaan dana bagi pencairan anggaran atas suatu DIPA;
- d. Keakuratan Deviasi Halaman III pada IKPA dihitung untuk rencana yang dieksekusi sampai dengan bulan November tahun anggaran berjalan.

Rencana aksi yang dilakukan pada aspek Deviasi Halaman III DIPA, antara lain:

- Untuk meningkatkan nilai capaian pada indikator ini, Balai KIPM Surabaya I melakukan penyesuaian rencana kegiatan dan realisasi anggaran dengan mengajukan revisi administratif penyesuaian Halaman III DIPA ke Kanwil DJPb pada triwulan berjalan,
- Lebih disiplin dalam melaksanakan kegiatan dan pencairan dananya serta menjadikan RPD pada Halaman III DIPA sebagai plafon pencairan dana bulanan secara internal di Balai KIPM Surabaya I.

3. Pengelolaan UP

- a. SPM GUP merupakan sarana pertanggungjawaban belanja atas penggunaan UP pada Bendahara Pengeluaran;
- b. Jenis UP yang diperhitungkan dalam IKPA adalah UP Tunai (tidak termasuk UP yang menggunakan Kartu Kredit Pemerintah);
- c. Pertanggungjawaban UP tepat waktu sangat penting agar belanja dapat segera dibebankan pada DIPA satker masing-masing sebagai realisasi anggaran.


Rencana aksi yang dilakukan pada aspek Pengelolaan UP, antara lain:


- Memperhatikan periode pengajuan SPM GUP dari SP2D U/GUP terakhir paling lambat dalam rentang 30 hari kalender dan tidak menambah frekuensi SPM GUP yang terlambat.

4. LPJ Bendahara

- a. LPJ Bendahara Pengeluaran merupakan sarana pertanggung jawaban atas uang yang dikelolanya;
- b. LPJ dibuat oleh bendahara setiap bulan dan disampaikan paling lambat tanggal 10 bulan berikutnya atau hari kerja sebelumnya jika tanggal 10 adalah hari libur kepada KPPN;

Penyampaian LPJ dilakukan dengan menu upload pada Aplikasi SPRINT,





dan dihitung sejak Satker pertama kali melakukan upload tersebut.

Rencana aksi yang dilakukan pada aspek LPJ Bendahara, antara lain:

- Meningkatkan kedisiplinan, ketertiban dan ketepatan waktu penyampaian LPJ sebelum tanggal 10 bulan berikutnya serta memastikan data LPJ telah terverifikasi oleh KPPN pada aplikasi SPRINT.

5. Penyampaian Data Kontrak

- a. Kontrak yang dihitung pada IKPA merupakan kontrak dengan nilai diatas Rp 200 Juta (bukan hasil pengadaan langsung menurut batasan Perpres No. 16/2018 tentang Pengadaan Barang/Jasa Pemerintah;
- b. ADK kontrak maksimal disampaikan ke KPPN 5 hari kerja sejak tanggal tanda tangan kontrak sampai dengan tanggal penyampaian/konversi di KPPN.

Rencana aksi yang dilakukan pada aspek Penyampaian Data Kontrak, antara lain:

- Meningkatkan kedisiplinan, ketertiban dan ketepatan waktu penyampaian data kontrak sebelum 5 hari kerja setelah ditanda tangani dan dipastikan verifikasi kebenaran data kontraknya (*approval*) oleh KPPN.

6. Penyelesaian Tagihan


- a. Indikator ini diukur berdasarkan ketepatan waktu penyelesaian tagihan kontraktual (SPM LS Kontraktual Non-Belanja Pegawai) yang ADK nya telah disampaikan ke KPPN (dengan nilai kontrak diatas Rp 200 Juta);
- b. Penyelesaian tagihan dihitung dengan ketentuan selambat- lambatnya selama 17 hari kerja setelah BAST/BAPP, satker telah diterbitkan SPM tagihan dimaksud ke KPPN.

Rencana aksi yang dilakukan pada aspek Penyelesaian Tagihan, antara lain:

- Meningkatkan kedisiplinan, ketertiban dan ketepatan waktu penyelesaian tagihan kontraktual (LS Non-Belanja Pegawai) paling lambat dalam 17 hari kerja setelah BAST ditanda-tangani sudah diajukan SPM nya ke KPPN,
- Lebih teliti, lengkap dan akurat dalam pengisian uraian pada SPM terutama untuk tanggal dan nomor BAST/BAPP.

7. Penyerapan Anggaran

- a. Indikator ini dihitung dari pemenuhan realisasi anggaran secara proporsi penyerapan anggaran pada setiap triwulan: Triwulan II



(15%), Triwulan III (40%), (60%), dan (90%).

- b. Pagu anggaran pembagi diperhitungkan sebagai pagu efektif, dimana pagu anggaran DIPA dikurangi dengan pagu yang masih diblokir.

Rencana aksi yang dilakukan pada aspek Penyerapan Anggaran, antara lain:

- Senantiasa memperhatikan progress penyerapan anggaran secara proporsional dari pagu DIPA efektif,
- Memperbaiki perencanaan dan eksekusi kegiatan secara relevan dan terjadwal, tidak menumpuk pencairan anggaran pada akhir tahun.

8. Retur SP2D

- a. Indikator ini dihitung dari rasio SP2D yang diretur dengan jumlah SP2D total yang telah terbit.

- b. Semakin sedikit SP2D yang diretur, maka indikator ini semakin bagus.

Rencana aksi yang dilakukan pada aspek Retur SP2D, antara lain:

- Meningkatkan ketelitian dalam memproses dokumen pembayaran dalam SPM terutama kebenaran dan keakuratan nama dan nomor rekening bank pihak ketiga/penerima pembayaran,
- Aktif berkoordinasi dengan KPPN tidak lebih dari 7 hari kerja untuk melakukan penyelesaian apabila terjadi retur SP2D.

9. Perencanaan Kas

- a. Indikator ini dihitung dari rasio ketepatan waktu penyampaian renkas/RPD Harian yang disampaikan ke KPPN untuk jenis transaksi besar (> Rp 1 Miliar).


- b. Renkas tepat waktu akan mendukung terwujudnya likuiditas Kas Negara yang terencana dan terkendali.

Rencana aksi yang dilakukan pada aspek Perencanaan Kas, antara lain:

- Meningkatkan kedisiplinan, ketertiban dan ketepatan waktu penyampaian Renkas (RPD Harian) untuk transaksi pencairan dana dalam kategori besar (> Rp 1 Milyar) yang memerlukan penyampaian Renkas dengan tidak lebih dari 5 hari kerja sejak tanggal APS pada aplikasi SAS sampai dengan pengajuan SPM ke KPPN.

10. Pengembalian/ Kesalahan SPM

- a. Indikator ini dihitung dari besaran/ jumlah SPM yang terdapat kesalahan secara substantif dan dikembalikan oleh KPPN.

- b. Pengembalian SPM secara substantif biasanya disebabkan oleh kesalahan pengisian data supplier, sehingga SPM harus diperbaiki oleh
- 



Satker.

- c. Pengembalian SPM berpotensi menyebabkan tagihan tidak dapat dibayarkan secara tepatwaktu.

Rencana aksi yang dilakukan pada aspek Pengembalian/Kesalahan SPM, antara lain:

- Melakukan Monev Pelaksanaan Anggaran Belanja terhadap capaian nilai IKPA Balai KIPM Surabaya I.

11. Pagu Minus

- a. Pagu Minus dihitung akhir tahun untuk sesuai jenis belanja sampai dengan level 6 digit/akun.
- b. Pagu minus dapat terjadi akibat kekurangan anggaran maupun karena pergeseran akun (revisi POK) yang belum dilakukan penyamaan data/revisi ke KanwilDJPb.

12. Dispensasi SPM

- a. Dispensasi SPM dihitung berdasarkan jumlah SPM yang terlambat disampaikan melewati batas-batas akhir SPM pada akhir tahun anggaran.
- b. Dikenakan penalti nilai sesuai dengan rentang SPM yang mendapat dispensasi.


DEFINISI :

Indikator yang ditetapkan oleh Kementerian Keuangan untuk mengukur kualitas kinerja pelaksanaan anggaran belanja Kementerian Negara/Lembaga atas kualitas implementasi perencanaan anggaran, kualitas pelaksanaan anggaran, dan kualitas hasil pelaksanaan anggaran dengan memperhatikan 8 Indikator Kinerja Pelaksanaan Anggaran.

Kategori Capaian Indikator Kinerja Pelaksanaan Anggaran dibagi menjadi 4 (empat), antara lain :

- a. Sangat Baik, apabila nilai IKPA ≥ 95 ;
- b. Baik, apabila $89 \leq$ nilai IKPA > 95 ;
- c. Cukup, apabila $70 \leq$ nilai IKPA < 89 ; atau
- d. Kurang, apabila nilai IKPA > 70

CARA PENGUKURAN :

1. Revisi DIPA – Bobot Penilaian 10%
 - ✓ Indikator revisi DIPA dihitung berdasarkan frekuensi revisi DIPA dalam hal kewenangan pagu tetap yang dilakukan satker dalam satu triwulan dimana frekuensi revisi 1x dalam satu triwulan (tidak kumulatif)
- 

- ✓ Revisi kewenangna IKPA, revisi refocusing yang menjadi kebijakan pemerintah dikecualikan dalam perhitungan
- ✓ Semakin rendah frekuensi revisi DIPA, maka capaian indikator revisi DIPA semakin baik

$$IKPA Rev = IKPA Rev = \frac{\sum_{i=1}^n RRev n}{n}$$

2. Devisiasi RDP (Halaman III DIPA) – Bobot Penilaian 10%

- ✓ Indikator Deviasi Halaman III DIPA dihitung berdasarkan rata-rata kesesuaian antara realisasi anggaran terhadap rencana penarikan dana (RDP) per jenis belanja setiap bulan
- ✓ Nilai RDP dikunci setiap awal triwulan dengan batas pemutakhiran RPD sampai dengan 10 hari kerja pertama setiap triwulan khusus triwulan 1 batas akhir pemutakhiran 10 hari kerja bulan Februari
- ✓ Semakin rendah deviasi antara realisasi dengan RPD, maka nilai capaian indikator deviasi halaman III DIPA Semakin baik

3. Penyerapan Anggaran – Bobot Penilaian 20%

- ✓ Indikator penyerapan anggaran dihitung berdasarkan rata-rata nilai kinerja penyerapan anggaran pada setiap triwulan
- ✓ Nilai kinerja penyerapan anggaran pada setiap triwulan dihitung berdasarkan rasio antara Tingkat penyerapan anggaran terhadap target penyerapan anggaran pada setiap triwulan
- ✓ Semakin tinggi penyerapan anggaran dan melampaui target, semakin baik Target triwulan dihitung dengan :

$$TA_n = TPBPeg + TPBBar + TPBMod$$

Target per jenis belanja dihitung dengan :

$$TPBelPeg_n = Pagu BPeg \times Target BPeg Tw ke - n$$

$$TPBelBar_n = Pagu BBar \times Target BBar Tw ke - n$$

$$TPBelMod_n = Pagu BMod \times Target BMod Tw ke - n$$

Nilai Kinerja Penyerapan Anggaran Triwulanan :

$$NKPA_n = \frac{(PAn)}{(TPn)} \times 100$$

Dispensasi SPM – Bobot Penilaian 5%

- ✓ Dispensasi SPM dihitung berdasarkan rasio antara jumlah SPM yang mendapatkan dispensasi keterlambatan pengajuan SPM melebihi batas waktu yang ditentukan terhadap jumlah SPM yang disampaikan ke KPPN dan telah diterbitkan SP2D-nya pada triwulan IV,
- ✓ Nilai IKPA diberikan secara bertingkat sesuai dengan kategori rasio Dispensasi SPM sebagaimana berikut:

Kategori Nilai	Nilai	Dispensasi SPM yang terbit (Permil)*
Kategori 1	100	0,00 (tidak ada dispensasi SPM)
Kategori 2	95	0,01 – 0,099
Kategori 3	92	0,1 – 0,99
Kategori 4	85	1 – 4,99
Kategori 5	82	>= 5,00

- ✓ Rasio Dispensasi (permil)

$$RDSPM = \left(\frac{SPM \text{ Dispensasi}}{SPM \text{ Tw IV}} \right) \times 1000$$

Capaian Output – Bobot Penilaian 25%

- ✓ Capaian Output (CO) dihitung berdasarkan nilai komposit antara Nilai Kinerja (1) Komponen ketepatan waktu (30%), dan (2) komponen Capaian RO (70%)
- ✓ Komponen ketepatan waktu dihitung dari jumlah poin yang dihitung dari ketepatan waktu pelaporan capaian output paling lambat 5 hari kerja pada bulan berikutnya

$$NK \text{ ROKW} = \frac{\sum_{i=1}^n \text{ROKW}}{n}$$

- ✓ Komponen capaian RO dihitung berdasarkan rasio antara capaian atau realisasi RO terhadap target capaian RO. Target capaian RO triwulan I sampai dengan triwulan III berdasarkan target PCRO sama dengan target penyerapan anggaran, sedangkan target triwulan IV sama dengan target RO pada DIPA
- ✓ RO yang dihitung nilai kinerjanya adalah RO yang Terkonfirmasi

$$NK - CRO = \left(\frac{\sum_{i=1}^n \text{Capaian RO}}{\text{Target RO}} \right) \times 100$$

- ✓ Nilai Indikator Capaian Output

$$IKPA - CRO = (NK - ROKW \times 30\%) + (NKCRO \times 70\%)$$

SK3.1	Tata Kelola Pemerintahan yang efektif, lincah dan akuntabel dalam bidang Pengendalian dan Pengawasan Mutu Hasil Kelautan dan Perikanan									
IK 07	Indikator kinerja pelaksanaan anggaran (IKPA) lingkup UPT Balai KIPM Surabaya I (Nilai)									
REALISASI TW. I					TAHUN 2025					
					Target 2025	TW. I	Capaian TW. I	% Capaian thd Target		
2020	2021	2022	2023	2024				Tahunan	TW. I	
-	-	-	-	-	92	0	0	0	0	0

Tabel 12: Capaian IKU 07 Triwulan I Tahun 2025

IKK 08 Nilai Kinerja Perencanaan Kinerja Anggaran lingkup UPT Balai KIPM Surabaya I

DEFINISI

- Nilai Kinerja Anggaran adalah nilai yang dihasilkan atas kinerja perencanaan anggaran untuk tahun anggaran yang telah selesai untuk menyusun rekomendasi dalam rangka peningkatan kualitas perencanaan anggaran. Pengukuran dan evaluasi kinerja anggaran yang dilakukan oleh Kementerian Keuangan dan Kementerian Negara/Lembaga atas perencanaan anggaran melalui aplikasi MONEV Kemenkeu. Berdasarkan KMK Nomor 466 Tahun 2023 tentang Pedoman Teknis Pelaksanaan Pengendalian dan Pemantauan serta Evaluasi Kinerja Anggaran Terhadap Perencanaan Anggaran. Nilai Kinerja Anggaran dinilai berdasarkan aspek Efektivitas dan Efisiensi yang dihitung dengan menjumlahkan hasil perkalian capaian setiap indikator dengan bobot pada masing-masing indikator.
- Target Akhir Tahun Anggaran 2024 Level 0 (K/L) 82,00 Kategori Nilai Kinerja Anggaran dibagi menjadi 5 (lima), antara lain:
 1. Sangat Baik, apabila NKA > 90;
 2. Baik, apabila NKA >80 – 90;
 3. Cukup, apabila NKA >60 – 80;
 4. Kurang, apabila NKA >50 – 60;
 5. Sangat Kurang, apabila NKA ≤ 50

Cara Perhitungan:

NKA Unit Eselon I

NKA Unit Eselon I, didapatkan dengan menjumlahkan hasil perkalian Capaian Indikator Kinerja Program, Nilai Efektivitas Satker dan Nilai Efisiensi Satker dengan bobot masing-masing indikator. Adapun bobot setiap indikator Kinerja Anggaran Tingkat Unit Eselon I sebagai berikut:

Variabel	Uraian	Bobot
Efektivitas (75)	1. Capaian Indikator Kinerja Program	30
	2. Nilai Efektivitas Satker	45
Efisiensi (25)	1. Nilai Efisiensi Satker	25

a. Efektivitas

1) Capaian Indikator Kinerja Program

$$CIKP = \left(\left(\sum_{i=1}^n \frac{RIKP_i}{TIKP_i} \times \frac{1}{n} \right) \times 100\% \right)$$

Keterangan :

- CIKSS : Capaian Indikator Kinerja Sasaran Strategis Kementerian/Lembaga
- RIKSS_i : Realisasi Indikator Kinerja Sasaran Strategis i
- TIKSS_i : Target Indikator Kinerja Sasaran Strategis i
- n : Jumlah Indikator Kinerja Sasaran Strategis

2) Nilai Efektivitas Satker

$$NEf\ Satker = \left(\left(\sum_{i=1}^n \frac{RVRO_i}{TVRO_i} \times \frac{1}{n} \right) \times 100\% \right)$$

Keterangan :

- NEf Satker : Nilai Efektivitas Satker
- RVRO_i : Realisasi Volume RO i
- TVRO_i : Target Volume RO i
- n : Jumlah RO seluruh Satker

b. Efisiensi

$$NE\ Satker = (40\% \times \text{Penggunaan SBK}) + (60\% \times \text{Efisiensi SBK})$$

Formula Perhitungan NKA Unit Eselon I adalah sebagai berikut:

$$NKA\ UEI = (CIKP \times W_{CIKP}) + (NEf_{satker} \times WNEf_{satker}) + (NE_{Satker} \times WNE_{satker})$$

Keterangan:

- NKA UEI : Nilai Kinerja Anggaran Unit Eselon I
- CIKP : Capaian Indikator Kinerja Program
- NEf_{satker} : Nilai Efektivitas Satker
- NE_{Satker} : Nilai Efisiensi Satker
- W_{CIKP} : Bobot Capaian Indikator Kinerja Program
- WNEf_{satker} : Bobot Nilai Efektivitas Satker
- WNE_{satker} : Bobot Nilai Efisiensi Satker

SK3.1	Tata Kelola Pemerintahan yang efektif, lincah dan akuntabel dalam bidang Pengendalian dan Pengawasan Mutu Hasil Kelautan dan Perikanan									
IK 08	Nilai Kinerja Perencanaan Anggaran lingkup UPT Balai KIPM Surabaya I (Nilai)									
REALISASI TW. I					TAHUN 2025					
					Target 2025	TW. I	Capaian TW. I	% Capaian thd Target		
Tahunan	TW. I									
2020	2021	2022	2023	2024						
-	-	-	-	-	71.50	0	0	0	0	0

Tabel 13: Capaian IKU 08 Triwulan I Tahun 2025

Rencana aksi yang telah dilakukan untuk meningkatkan capaian indikator kinerja ini adalah akan melaksanakan monitoring dan evaluasi realisasi capaian nilai kinerja setiap bulannya, serta melakukan kerja sama dengan para penanggung jawab kegiatan agar memberikan laporan capaian kinerja anggaran secara tepat waktu.

IKK 09 Persentase penyelesaian temuan BPK lingkup Balai KIPM Surabaya I

DEFINISI :

Nilai temuan atas laporan keuangan yang ditampilkan dalam Laporan Hasil Pemeriksaan (LHP) BPK atas LK BPPMHKP merupakan pernyataan professional pemeriksa mengenai kewajaran informasi keuangan yang disajikan dalam laporan keuangan yang didasarkan pada empat kriteria yakni kesesuaian dengan standar akuntansi pemerintah, kecukupan pengungkapan (*adequate disclosure*), kepatuhan terhadap peraturan perundang-undangan, dan efektifitas sistem pengendalian intern

Nilai temuan atas Laporan Keuangan yang ditampilkan dalam Laporan Hasil Pemeriksaan (LHP) BPK atas Laporan Keuangan Balai KIPM Surabaya I merupakan pernyataan professional pemeriksa mengenai kewajaran informasi keuangan yang disajikan dalam Laporan Keuangan yang didasarkan pada 4 kriteria, yakni (1) Kesesuaian dengan Standar Akuntansi Pemerintah , (2) Kecukupan pengungkapan (*adequate disclosure*), (3) Kepatuhan terhadap peraturan perundang-undangan , dan (4) Efektifitas sistem pengendalian intern.

Tujuan dari ditetapkannya IKK ini adalah untuk mendukung tercapainya pengelolaan anggaran dan kegiatan yang efektif, efisien dan akuntabel. Tahun 2024 capaian

yang ditargetkan adalah tidak lebih dari 1 %, capaian ini akan bisa dinilai apabila sudah dilakukan audit eksternal pada tahun yang sudah berjalan.

CARA PENGUKURAN :

$$\frac{\text{Jumlah Rekomendasi BPK lingkup UPT..... yang ditindaklanjuti}}{\text{Jumlah Total Rekomendasi BPK lingkup UPT}} \times 100\%$$

Mengingat periode pengukuran indikator kinerja ini adalah tahunan, maka nilai target dan capaian IKK Batas Tertinggi Nilai Temuan LHP BPK Atas LK Lingkup BKIPM Lingkup Balai KIPM Surabaya I pada Triwulan I Tahun 2025 belum dapat ditetapkan atau masih Nihil.


SK3.1	Tata Kelola Pemerintahan yang efektif, lincah dan akuntabel dalam bidang Pengendalian dan Pengawasan Mutu Hasil Kelautan dan Perikanan								
IKK 09	Presentase Penyelesaian Temuan BPK lingkup UPT Balai KIPM Surabaya I (%)								
REALISASI TW. I					TAHUN 2025				
					Target 2025	TW. I	Capaian TW. I	% Capaian thd Target	
2020	2021	2022	2023	2024				Tahunan	TW. I
-	-	-	-	-	100	0	0	0	0

Tabel 14: Capaian IKK 09 Triwulan I Tahun 2025

Sementara rencana aksi untuk menunjang kinerja yang cepat dan transparan yang telah dilakukan melalui penyusunan dan penyajian Laporan Keuangan yang tepat waktu dan mengacu pada Standar Akuntansi Pemerintah (SAP) yang ditetapkan dengan Peraturan Pemerintah Nomor 71 Tahun 2010 tentang Standar Akuntansi Pemerintah (SAP).

IKK 10 Indeks Profesionalitas ASN Lingkup UPT BKIPM Lingkup UPT Balai KIPM Surabaya I

Profesionalitas adalah kualitas para anggota profesi terhadap profesinya serta derajat pengetahuan dan keahlian yang mereka miliki untuk melakukan tugas-tugasnya. Indeks Profesionalitas (IP) ASN adalah ukuran statistik yang menggambarkan kualitas ASN berdasarkan kesesuaian kualifikasi, kompetensi, kinerja dan kedisiplinan pegawai ASN dalam melaksanakan tugas jabatan (Permen PAN dan RB No. 38 Tahun 2018). Nilai IP ASN BKIPM merupakan gambaran kualitas profesionalitas ASN BKIPM yang diukur setiap tahun oleh



Biro SDMA, Sekretariat Jenderal dengan mengacu pada Peraturan Menteri PAN dan RB No. 38 Tahun 2018 tentang Peraturan IP ASN.

Berdasarkan Peraturan Badan Kepegawaian Negara RI Nomor 8 Tahun 2019 tentang Pedoman Tata Cara dan Pelaksanaan Pengukuran IP ASN, IP ASN adalah suatu instrumen yang digunakan untuk mengukur secara kuantitatif tingkat profesionalitas ASN yang hasilnya dapat digunakan sebagai dasar penilaian dan evaluasi dalam upaya pengembangan profesionalisme ASN. IKU ini merupakan indikator baru di tahun 2019 penyempurnaan dari Indeks kompetensi dan integritas sehingga nilainya tidak dapat dibandingkan dengan nilai pada tahun sebelumnya.

Untuk menghitung indeks profesionalitas ASN ini, pengolahan data diambil dari database kepegawaian SIMPEG Online KKP dengan menggunakan rumus sebagai berikut:

1. Nilai diukur setiap tahun dengan menggunakan 4 (empat) dimensi, meliputi:
 - a. Kualifikasi
 - b. Kompetensi
 - c. Kinerja
 - d. Disiplin
2. Kualifikasi diukur dari indikator riwayat Pendidikan formal terakhir yang telah dicapai, meliputi:
 - a. Pendidikan S-3 (Strata-Tiga)
 - b. Pendidikan S-2 (Strata-Dua)
 - c. Pendidikan S-1 (Strata-Satu)/ D-4 (Diploma-Empat)
 - d. Pendidikan D-3 (Diploma-Tiga)/ SM (Sarjana Muda)
 - e. Pendidikan D-1 (Diploma-Satu)/D-2 (Diploma-Dua)/ SLTA Sederajat
 - f. Pendidikan di bawah SLTA

Dengan formula sebagai berikut:

Jenjang Jabatan	Pendidikan yang diperoleh					
	S3	S2	S1/D-IV	D-III	D-II/DI/SLTA/Sederajat	Dibawah SLTA
Jabatan Pimpinan Tinggi	25	23	20	15	10	5
Jabatan Administrator	25	23	20	15	10	5
Jabatan Pegawai	25	23	21	20	15	10
Jabatan Pelaksana	25	23	22	21	20	15
Jabatan Fungsional (keterampilan)	25	23	22	21	20	15
Jabatan Fungsional (keahlian)	25	23	20	15	10	5

Tabel 15: Tabel Jenjang Jabatan

3. Kompetensi diukur dari indikator riwayat pengembangan kompetensi yang telah dilaksanakan yang meliputi: Diklat Kepemimpinan, Diklat Fungsional/Diklat Teknis, Diklat 20 Jam Pelajaran (JP) satu tahun terakhir dan Seminar/ Workshop/ Konferensi/ Setara satu tahun terakhir dengan formula sebagai berikut:

Nilai	Nama Kompetensi **)	Nilai Kompetensi sesuai Jabatan		
		Kompetensi Struktural	Kompetensi Jabfung	Kompetensi Staf
	Diklat Struktural	15	-	-
1	Pernah ikut Diklat PIM pada levelnya	15	-	-
0	Tidak pernah ikut Diklat PIM pada levelnya	0	-	-
	Diklat Fungsional	-	15	-
1	Pernah ikut Diklat Fungsional	-	15	-
0	Tidak pernah ikut Diklat Fungsional	-	0	-
	Diklat 20 JP	15	15	22,5
1	Pernah ikut Diklat 20 JP dalam tahun terakhir	15	15	22,5
0	Tidak Pernah ikut Diklat 20 JP dalam tahun terakhir	0	0	0
	Seminar	10	10	17,5
1	Pernah ikut Seminar	10	10	17,5
0	Tidak pernah ikut Seminar	0	0	0
	Total Mengikuti Kompetensi	40	40	40

Tabel 16: Tabel Kompetensi

4. Kinerja diukur dari indikator penilaian prestasi kerja PNS, yang meliputi a. Sasaran Kerja Pegawai (SKP) dan b. Perilaku Kerja, dengan formula sebagai berikut:

No	Kuadran Kinerja	Pemetaan Nilai Komponen Kinerja
1	Sangat Baik	30
2	Baik	25
3	Butuh Perbaikan	20
4	Kurang	15
5	Sangat Kurang	10

Tabel 17: Pemetaan Komponen Kinerja

5. Disiplin diukur dari indikator riwayat penjatuhan hukuman disiplin yang pernah dialami yang meliputi: a. Tidak pernah dijatuhi hukuman disiplin, dan b. Pernah dijatuhi hukuman disiplin (ringan, sedang, berat), dengan formula sebagai berikut:

Nilai	Nama Hukuman Disiplin	Nilai Disiplin
O	Tidak pernah mendapatkan hukuman disiplin	5
R	Pernah mendapatkan hukuman disiplin tingkat ringan	3
S	Pernah mendapatkan hukuman disiplin tingkat sedang	2
B	Pernah mendapatkan hukuman disiplin tingkat berat	1

Tabel 18: Nama dan Nilai Hukuman Disiplin

6. Sumber data pengukuran Indeks Profesionalitas ASN dapat diperoleh dari beberapa sumber yang tervalidasi meliputi:
- Kualifikasi, dihitung dari kondisi tingkat Pendidikan terakhir dari pegawai dengan ketentuan sesuai SK Pangkat Terakhir atau SK Pencantuman Gelar yang sudah di Update pada aplikasi SIMPEG Online KKP.
 - Kompetensi, diolah datanya dari aplikasi SIMPEG Online KKP dengan ketentuan sebagai berikut:
 - Perhitungan nilai DIKLAT PIM, Diklat Fungsional/Teknis, Diklat 20 JP dan seminar diwajibkan sesuai tingkat jabatannya
 - Pejabat Struktural wajib sudah melaksanakan Diklat PIM sesuai dengan level terakhirnya, Diklat 20 JP dan Seminar dalam satu tahun terakhir dengan total bobot yaitu 40.

SK3.1	Tata Kelola Pemerintahan yang efektif, lincah dan akuntabel dalam bidang Pengendalian dan Pengawasan Mutu Hasil Kelautan dan Perikanan									
IKK 10	Indeks Profesionalitas ASN lingkup UPT Balai KIPM Surabaya I (Indeks)									
REALISASI TW. I					TAHUN 2025					
					Target 2025	TW. I	Capaian TW. I	% Capaian thd Target		
Tahunan	TW. I									
2020	2021	2022	2023	2024						
-	-	-	-	-	87	0	0	0	0	0

Tabel 19: Capaian IKK 10 Triwulan I Tahun 2025

Rencana aksi yang telah dilaksanakan dalam rangka meningkatkan IP ASN Lingkup Balai KIPM Surabaya I, antara lain dengan melakukan koordinasi dengan Sekretariat BKIPM dalam rangka penyelenggaraan pendidikan/pelatihan (Bimtek) 20 JP dan/atau Webinar bagi ASN di Tahun 2025 serta menghimbau kepada seluruh ASN lingkup Balai KIPM Surabaya I untuk secara rutin mengupload data sertifikat Pelatihan/Bimtek yang telah diperoleh.

IKK 11 Nilai Penilaian Mandiri SAKIP Lingkup UPT Balai KIPM Surabaya I

Akuntabilitas Kinerja Instansi Pemerintah (AKIP) adalah suatu kondisi dimana instansi pemerintah telah merubah orientasinya dari yang biasanya berorientasi kepada anggaran (input) atau kegiatan (output) semata menjadi berorientasi kepada hasil atau outcome.

Nilai PM SAKIP Level II dihitung berdasarkan PermenPAN-RB Nomor 88 Tahun 2021 tentang Pedoman Evaluasi atas Implementasi SAKIP. Terdapat 4 aspek penilaian di dalam evaluasi atas implementasi SAKIP, yakni perencanaan kinerja (30%), pengukuran kinerja (30%), pelaporan kinerja (15%), dan evaluasi kinerja (25%). Nilai PM SAKIP Level II merupakan ukuran perkembangan implementasi SAKIP di lingkungan BPPMHKP.

CARA PENGUKURAN :

Nilai PM SAKIP Level II adalah nilai yang dikeluarkan dari hasil Inspektorat Mitra dari Unit Eselon I

**Apabila penilaian tidak dilakukan oleh Inspektorat Jenderal Mitra, maka nilai SAKIP Level II diperoleh melalui Penilaian Mandiri SAKIP oleh Sekretariat BPPMHKP*

SK3.1	Tata Kelola Pemerintahan yang efektif, lincah dan akuntabel dalam bidang Pengendalian dan Pengawasan Mutu Hasil Kelautan dan Perikanan									
IKK 11	Nilai penilaian mandiri SAKIP lingkup UPT Balai KIPM Surabaya I (Nilai)									
REALISASI TW. I					TAHUN 2025					
					Target 2025	TW. I	Capaian TW. I	% Capaian thd Target		
2020	2021	2022	2023	2024				Tahunan	TW. I	
-	-	-	-		86	0	0	0	0	

Tabel 20: Capaian IKK 11 Triwulan I Tahun 2025

IKU 12 **Persentase rekomendasi hasil pengawasan yang dimanfaatkan untuk perbaikan kinerja lingkup UPT Balai KIPM Surabaya I**

Persentase jumlah rekomendasi hasil pengawasan yang dimanfaatkan untuk perbaikan kinerja lingkup Balai KIPM Surabaya I adalah jumlah rekomendasi hasil pengawasan Inspektorat Jenderal (Itjen) kepada BKIPM berdasarkan LHP (terbatas pada LHP Audit, Reviu dan Evaluasi baik bentuk surat maupun Bab) yang terbit pada Triwulan II s.d. Triwulan IV Tahun 2024 yang telah ditindaklanjuti (berstatus proses dan/atau tuntas) oleh Balai KIPM Surabaya I yang menjadi objek pengawasan.

Pengukuran IKU Rekomendasi Hasil Pengawasan yang Dimanfaatkan Untuk Perbaikan Kinerja Lingkup Balai KIPM Surabaya I menggunakan rumus, sebagai berikut:

$$\frac{\sum N_t}{\sum N} \times 100\%$$

Keterangan :

$\sum N_t$: Jumlah rekomendasi dari LHP Itjen KKP yang telah ditindak lanjuti oleh Balai KIPM Surabaya I,

$\sum N$: Jumlah rekomendasi dari LHP Itjen KKP yang diberikan kepada Balai KIPM Surabaya I.

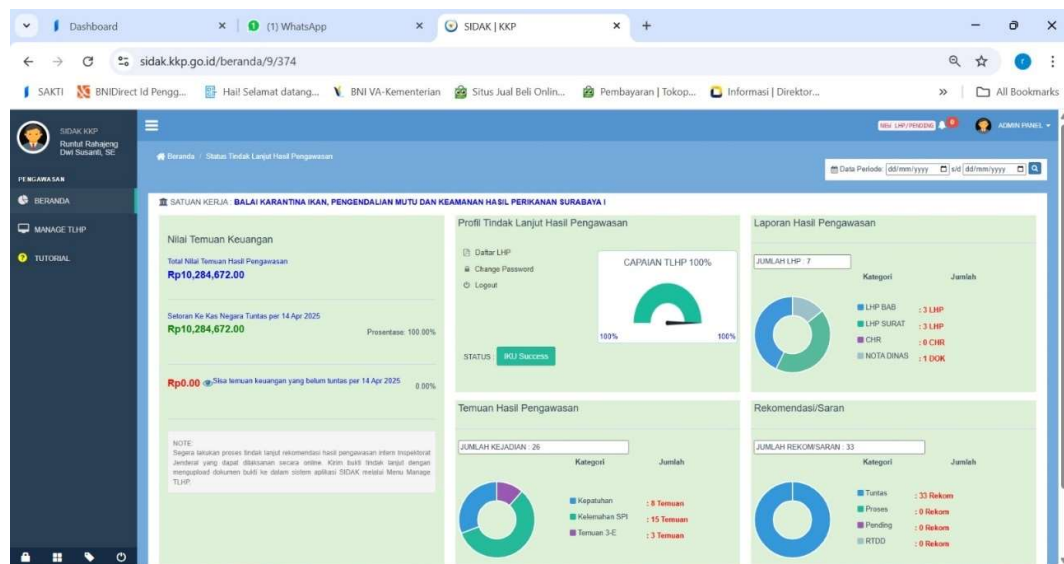
Pengukuran IKU Rekomendasi Hasil Pengawasan yang Dimanfaatkan Untuk Perbaikan Kinerja Lingkup Balai KIPM Surabaya I dilakukan secara triwulanan dengan target kumulatif tahunan sebesar 85%.

Pada triwulan I tahun 2025, rekomendasi hasil pengawasan telah tuntas ditindak lanjuti sehingga capaian persentase rekomendasi hasil pengawasan yang dimanfaatkan untuk perbaikan kinerja Balai KIPM Surabaya I adalah sebesar 100%.

SK3.1	Tata Kelola Pemerintahan yang efektif, lincah dan akuntabel dalam bidang Pengendalian dan Pengawasan Mutu Hasil Kelautan dan Perikanan								
IK 12	Persentase rekomendasi hasil pengawasan yang dimanfaatkan untuk perbaikan kinerja lingkup UPT Balai KIPM Surabaya I (%)								
REALISASI TW. I					TAHUN 2025				
					Target 2025	TW. I	Capaian TW. I	% Capaian thd Target	
2020	2021	2022	2023	2024				Tahunan	TW. I
-	100%	100%	100%	100%	85%	85%	100%	117.65%	117.65%

Tabel 21: Capaian IKU 12 Triwulan I Tahun 2025

Berikut hasil pelaporan hasil pengawasan melalui aplikasi SIDAK :



Gambar 3: Pelaporan Hasil Pengawasan Tahun 2025

ID	Unit Kerja	Jenis Pengawasan	Nomor LRP	Tanggal Register	Objek Pengawasan	STATUS	Aksi
3314	BALAI KARANTINA RAKN PENGENDALIAN MUTU DAN KEAMANAN HASIL PERIKANAN SURABAYA I	Evaluasi	B.2318TJ.4HP.438X0204	2024-08-17	Hasil Evaluasi Kinerja Penyelenggaraan Pelayanan Publik pada Balai PPKMSP Surabaya I	TUNTAS	Q Detail
2304	BALAI KARANTINA RAKN PENGENDALIAN MUTU DAN KEAMANAN HASIL PERIKANAN SURABAYA I	Evaluasi	T.212FTJ.4HP.4709X0204	2024-08-19	Hasil Evaluasi PMPSP TA 2023 dan TA 2024 pada Balai PPKMSP Surabaya I	TUNTAS	Q Detail
2101	BALAI KARANTINA RAKN PENGENDALIAN MUTU DAN KEAMANAN HASIL PERIKANAN SURABAYA I	Evaluasi	B.2148TJ.4HP.4709X0202	2022-08-15	Hasil Evaluasi Pemenuhan Pagu Badan Pajak TA 2021-2022 pada Balai Karantina Ikan, Pengendalian Mutu, dan Keamanan Hasil Perikanan Surabaya I	TUNTAS	Q Detail
1404	BALAI KARANTINA RAKN PENGENDALIAN MUTU DAN KEAMANAN HASIL PERIKANAN SURABAYA I	Evaluasi	5003IT.JHP.440V0201	2021-07-23	Hasil Evaluasi dan Implementasi Sistem Akuntabilitas Kinerja Instansi Pemerintah (SAKIP) pada Balai Karantina Ikan, Pengendalian Mutu dan Keamanan Hasil Perikanan (Balai KIPM) Surabaya I Tahun 2021	TUNTAS	Q Detail
1391	BALAI KARANTINA RAKN PENGENDALIAN MUTU DAN KEAMANAN HASIL PERIKANAN SURABAYA I	Audit	5003IT.JHP.120V0201	2021-07-06	Audit Kinerja pada BKPM Surabaya I TA 2020-2021	TUNTAS	Q Detail
885	BALAI KARANTINA RAKN PENGENDALIAN MUTU DAN KEAMANAN HASIL PERIKANAN SURABAYA I	Pemeriksaan	88.3.1.TJ.24HP.850R0200	2020-03-18	Pemeriksaan Wilayah Bebas dari Korupsi (WBWB) dan Wilayah Bebas dari Menyalah (WBDM) pada Balai Karantina Ikan dan Pengendalian Mutu, Balai KIPM Surabaya I	TUNTAS	Q Detail
349	BALAI KARANTINA RAKN PENGENDALIAN MUTU DAN KEAMANAN HASIL PERIKANAN SURABAYA I	Evaluasi	5.437JHP.818X02019	2019-06-04	Hasil Uji Substansi Kegiatan Prioritas Tahun 2019-2019 di Provinsi Jawa Timur	TUNTAS	Q Detail

Gambar 4: Rekapitulasi Hasil Pengawasan pada Aplikasi SIDAK

IKK 13 Persentase rencana umum pengadaan PBJ yang diumumkan pada SIRUP lingkup UPT Balai KIPM Surabaya I

RUP terumumkan Triwulan I Tahun 2025 pada SIRUP merupakan nilai setelah adanya kebijakan efisiensi oleh pemerintah pusat. Nilai pagu yang diumumkan dalam SIRUP harus disesuaikan dengan pagu yang tidak mendapatkan bintang atau blokir. Dikarenakan nilai pagu terumumkan pada SIRUP tidak ada selisih dengan pagu RKAKL pasca efisiensi, sehingga tercapai nilai Triwulan I Tahun 2025 sebesar 100%.

SK3.1	Tata Kelola Pemerintahan yang efektif, lincah dan akuntabel dalam bidang Pengendalian dan Pengawasan Mutu Hasil Kelautan dan Perikanan									
IK 13	Persentase rencana umum pengadaan PBJ yang diumumkan pada SIRUP lingkup UPT Balai KIPM Surabaya I (%)									
REALISASI TW. I					TAHUN 2025					
					Target 2025	TW. I	Capaian TW. I	% Capaian thd Target		
2020	2021	2022	2023	2024				Tahunan	TW. I	
-	-	-	-		76	76	100	131.58%	131.58%	

Tabel 22: Capaian IKU 13 Triwulan I Tahun 2025

IKK 14 Nilai minimal yang dipersyaratkan untuk pembangunan unit kerja berpredikat Menuju Wilayah Bebas dari Korupsi lingkup UPT Balai KIPM Surabaya I

WBK adalah sebutan atau predikat yang diberikan kepada suatu unit kerja yang memenuhi syarat indikator hasil WBK dan memperoleh hasil penilaian indikator proses diatas 75 pada Zona Integritas (ZI) yang telah memperoleh opini Wajar Tanpa Pengecualian (WTP) dari BPK atas laporan keuangannya, Unit yang diarahkan berpredikat WBK diusulkan oleh Pimpinan Unit Kerja Eselon I dengan persetujuan MKP.

SK3.1	Tata Kelola Pemerintahan yang efektif, lincah dan akuntabel dalam bidang Pengendalian dan Pengawasan Mutu Hasil Kelautan dan Perikanan									
IK 14	Nilai minimal yang dipersyaratkan untuk pembangunan unit kerja berpredikat Menuju Wilayah Bebas dari Korupsi lingkup UPT Balai KIPM Surabaya I (Nilai)									
REALISASI TW. I					TAHUN 2025					
					Target 2025	TW. I	Capaian TW. I	% Capaian thd Target		
2020	2021	2022	2023	2024				Tahunan	TW. I	
-	-	-	-	-	75	0	0	0	0	

Tabel 23: Capaian IKU 14 Triwulan I Tahun 2025

IKK 15 Survey Kepuasan Masyarakat lingkup UPT Balai KIPM Surabaya I

Pelayanan publik merupakan hal yang tidak terlepas dari peran Aparatur Negara dalam memberikan pelayanan kepada masyarakat. Seringkali pelayanan publik yang dilakukan oleh Unit Pelayanan Publik dirasakan masih kurang maksimal oleh masyarakat. Berbagai kelemahan yang berakibat kurangnya kepercayaan masyarakat terhadap pemerintah menjadi permasalahan yang harus ditanggapi serius. Fungsi utama pemerintah sebagai pelayan masyarakat harus dapat dirasakan langsung manfaatnya oleh masyarakat dan pemerintah perlu berupaya untuk meningkatkan kualitas berbagai pelayanan publik, sehingga masyarakat dapat merasakan kehadiran dan kepedulian pemerintah. Dengan diberlakukannya Undang-Undang Nomor 25 Tahun 2009 tentang Pelayanan Publik, diamanatkan bahwa Pemerintah wajib meningkatkan kualitas dan menjamin penyediaan pelayanan publik sesuai dengan asas-asas umum pemerintahan yang baik serta untuk memberikan perlindungan bagi setiap warga negara dan penduduk dari penyalahgunaan

wewenang dalam penyelenggaraan pelayanan publik yang berkaitan dengan kebutuhan dasar masyarakat.

Guna mengetahui IKM atas penyelenggaraan pelayanan publik di Balai KIPM Surabaya I, maka diselenggarakan Survei Kepuasan Masyarakat (SKM) atas pelayanan publik di Balai KIPM Surabaya I secara periodik empat kali dalam setahun. Survei ini dimaksudkan juga sebagai implementasi pelaksanaan Quality Management System (QMS) SNI ISO Integrasi 17020 : 2012, 9001: 2015, dan 17025 : 2017 Balai KIPM Surabaya I.

SKM Triwulan IV Tahun 2024 di Balai KIPM Surabaya I dilaksanakan mulai tanggal 3 - 17 Desember 2024 sesuai Surat Kepala Balai KIPM Surabaya I Nomor: B.4523/BKIPM.SBY.I/KI.120/XII/2024 Tanggal 2 Desember 2024 Tentang Pemberitahuan Pelaksanaan SKM Triwulan IV Tahun 2024.

Pengguna layanan Balai KIPM Surabaya I sampai dengan Triwulan IV - 2024, terdiri dari Pengguna layanan HC Ekspor dan Uji Laboratorium Kesehatan Ikan. Total pengguna layanan Balai KIPM Surabaya I yang masih aktif sampai dengan Triwulan IV - 2024 adalah sejumlah 112 unit usaha (UPI). Jumlah tersebut selanjutnya digunakan sebagai kerangka sampel (populasi) dari SKM Triwulan IV Tahun 2024. Dalam rangka penentuan besarnya jumlah sampel yang akan diambil pada survei ini menggunakan tabel sampel dari Krejcie and Morgan atau dihitung dengan menggunakan rumus, sebagai berikut:

$$S = \frac{\lambda^2 \cdot N \cdot P(1-P)}{d^2(N-1) + \lambda^2 \cdot P \cdot (1-P)}$$

dimana: S = jumlah sampel

λ^2 = Nilai Chi Square tabel = 3,841, dimana df = taraf kesalahan bisa 1% dan α = 5% atau 0,05

P = Perkiraan proporsi populasi (Jika tidak diketahui maka

P = 0.5 atau populasi menyebar normal)

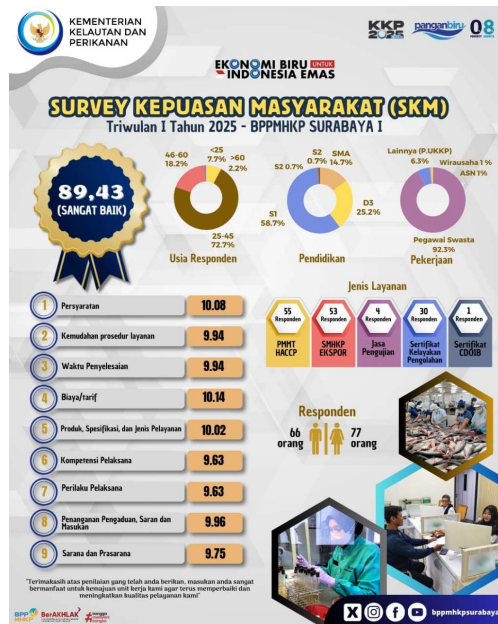
N = Jumlah populasi d = Tingkat toleransi kesalahan = 0,05

Dalam survei ini digunakan taraf kesalahan sebesar 5% (0,05). Dari tabel Krejcie and Morgan diperoleh ukuran sampel yang representatif dengan tingkat kepercayaan 95% terhadap populasi adalah sekurang-kurangnya 86 responden.

Selanjutnya untuk pemilihan Responden survei dilakukan dengan menggunakan metode Sampel Acak (Random Sampling) dimana responden survei diambil dari populasi yang dilakukan secara acak tanpa memperhatikan strata yang ada dalam populasi itu (Sugiyono, 2017).

SK3.1	Tata Kelola Pemerintahan yang efektif, lincah dan akuntabel dalam bidang Pengendalian dan Pengawasan Mutu Hasil Kelautan dan Perikanan								
IK 15	Survey Kepuasan Masyarakat lingkup UPTBalai KIPM Surabaya I (Nilai)								
REALISASI TW. I					TAHUN 2025				
					Target 2025	TW. I	Capaian TW. I	% Capaian thd Target	
Tahunan	TW. I								
2020	2021	2022	2023	2024					
-	-	89,21	89,69	88,16	88	88	89.43	101,63%	101,63%

Tabel 24: Capaian IKK 15 Triwulan I Tahun 2025



Gambar 5 : Hasil SKM Triwulan I - 2025

3.3 REALISASI ANGGARAN

Realisasi pendapatan dan penyerapan anggaran Balai KIPM Surabaya I selama Triwulan I Tahun 2025 disajikan pada Tabel 21.

URAIAN	ANGGARAN / PAGU (Rp)	REALISASI (Rp)	%
PENDAPATAN			
PNBP	7,175,010,000	7,159,810,000	6,92%
JUMLAH PNBP	9,230,350,000	638,540,000	
BELANJA			
BELANJA PEGAWAI	14.722.997.000	3.512.612.515	23,86%
BELANJA BARANG	9.078.200.000	1.493.583.551	16,45%
BELANJA MODAL	0	0	0
JUMLAH BELANJA	23,801,197,000	5,006,196,066	21,03%

Tabel 25: Realisasi Pendapatan dan Belanja

Realisasi Kinerja Keuangan Triwulan I Balai KIPM Surabaya I Tahun 2025 sebesar Rp. 5,006,196,066,- atau 21,03% dari Pagu Anggaran senilai Rp. 23,801,197,000,-. Realisasi tersebut masih dibawah target dari Sekretariat BPPMHKP. Tidak tercapainya realisasi kinerja keuangan ini dipengaruhi oleh beberapa faktor.



BAB IV PENUTUP



4.1 KESIMPULAN

Laporan Kinerja (LKj) Triwulan I Balai KIPM Surabaya I Tahun 2025 menyajikan perkembangan capaian sasaran strategis Balai KIPM Surabaya I selama Triwulan I Tahun 2025 yang tercermin dalam capaian IKU/IKK. Dalam laporan ini dilakukan perbandingan antara capaian IKU/IKK tersebut terhadap target triwulanan dan target tahunan sebagai bahan analisis dan evaluasi lebih lanjut untuk menilai keberhasilan dalam perencanaan program dan kegiatan Balai KIPM Surabaya I.

Berdasarkan hasil analisis terhadap capaian IKU Triwulan I Balai KIPM Surabaya I Tahun 2025 dapat disimpulkan bahwa secara umum Nilai rata-rata Pencapaian Sasaran Strategis (NPSS) sebesar 113,39% (kategori Istimewa).

4.2 REKOMENDASI

Berdasarkan hasil evaluasi kinerja Triwulan I Balai KIPM Surabaya I Tahun 2025, terdapat beberapa hal yang perlu diperhatikan dan ditindaklanjuti, antara lain:

- Penanggungjawab kegiatan (IK/IKU) beserta Sub Koordinator agar lebih cermat dalam menentukan target dan capaian per triwulan sehingga peluang terjadinya anomali dan persentase capaian dibawah 100% dapat diminimalisir.
- Tim Manajemen Kinerja Balai KIPM Surabaya I agar lebih cermat dan teliti dalam menyusun Manual IKU, Rincian Target, Rencana Aksi, dan dokumen-dokumen pendukung Laporan Kinerja lainnya.

Semoga Laporan Kinerja Triwulan I Tahun 2025 ini dapat menjadi menjadi sarana pertanggungjawaban kinerja Kepala Balai KIPM Surabaya I kepada Kepala BPPMHKP, serta dapat menjadi bahan pertimbangan dalam pengambilan kebijakan, baik perencanaan, monitoring dan evaluasi ke depan.



LAMPIRAN



**LAPORAN CAPAIAN INDIKATOR KINERJA KEGIATAN
BALAI KIPM SURABAYA I**

NAMA IKK	Persentase hasil kelautan dan perikanan sektor produksi primer yang memenuhi standar mutu dan keamanan pangan lingkup UPT Balai KIPM Surabaya I (%)
PERIODE	Triwulan I Tahun 2025
DEFINISI	<ul style="list-style-type: none"> ▪ Presentase Hasil Kelautan dan Perikanan Sektor primer yang memenuhi Standar Mutu dan Keamanan Pangan adalah ukuran dalam menilai seberapa besar volume atau jumlah produk hasil kelautan dan perikanan sektor produksi primer perikanan budidaya meliputi CBIB, CPIB, CPPIB, CPOIB, CDOIB dan perikanan tangkap meliputi CPIB di kapal yang telah sesuai dengan standar, kriteria keamanan pangan yang ditetapkan oleh Otoritas Kompeten. ▪ Sektor produksi perikanan primer merujuk kepada kegiatan yang berfokus pada pengambilan dan pengelolaan sumberdaya hayati perairan yang meliputi penangkapan ikan, budidaya dan pengumpulan hasil laut lainnya. ▪ Standar Mutu dan Keamanan Pangan Hasil Kelautan dan Perikanan mengacu kepada: <ol style="list-style-type: none"> 1. Standar Nasional Indonesia (SNI) 2. Standar lainnya yang dipersyaratkan perdagangan dalam negeri atau luar negeri sesuai ketentuan yang berlaku ▪ Output kegiatan berupa sertifikasi yang diberikan dari hasil inspeksi dalam sistem OSS maupun secara manual
FORMULA PERHITUNGAN	<div style="border: 1px solid black; padding: 10px; width: fit-content; margin: 0 auto;"> $%X = \frac{A+B}{xn} \times 100\%$ </div> <p>%X = Persentase hasil kelautan dan perikanan sektor produksi primer E = Persentase Unit Usaha menerapkan CPOIB yang memenuhi standar mutu dan keamanan pangan F = Persentase Unit Usaha menerapkan CPIB Kapal A = Persentase Unit Usaha yang menerapkan CBIB B = Persentase Unit Usaha menerapkan CPIB C = Persentase Unit Usaha yang menerapkan CPPIB D = Persentase Unit Usaha menerapkan CPOIB xn = Jumlah dari unsur pembentuk (6)* *) Komponen pembentuk yang dihitung berdasarkan karakteristik sertifikasi jaminan mutu sektor produksi primer yg ada UPT</p>
TARGET IKK	Periode akhir Triwulan ini ditargetkan minimal terealisasi 70% dihitung dari permohonan sertifikasi dari Pelaku Usaha yang masuk ke BPPMHKP dan dinyatakan lengkap yang selanjutnya diinspeksi dan diterbitkan sertifikat.
CAPAIAN IKK	<ol style="list-style-type: none"> 1. Persentase Unit Usaha yang menerapkan CBIB = $\frac{\text{Sertifikat terbit}}{\text{Permohonan yang lengkap}} \times 100\%$ $= \frac{3}{4} \times 100\%$ $= 75\%$ 2. Persentase Unit Usaha yang menerapkan CPOIB = $\frac{\text{Sertifikat terbit}}{\text{Permohonan yang lengkap}} \times 100\%$ $= \frac{1}{1} \times 100\%$ $= 100\%$ 3. Persentase Unit Usaha yang menerapkan CDOIB = $\frac{\text{Sertifikat terbit}}{\text{Permohonan yang lengkap}} \times 100\%$ $= \frac{1}{1} \times 100\%$ $= 100\%$

	Pada akhir Triwulan I 2025 terealisasi 91.6% dari permohonan sertifikasi sektor produksi primer yang memenuhi standar mutu dan keamanan pangan lingkup UPT dan telah terbit 5 sertifikat sektor produksi primer.
PENJELASAN CAPAIAN	Pada Triwulan I Tahun 2025 telah terealisasi 5 sertifikat sektor produksi primer atau persentase hasil kelautan dan perikanan sektor produksi primer yang memenuhi standar mutu dan keamanan pangan lingkup UPT mencapai 91.6% yang meliputi Sertifikasi CBIB, CPOIB, dan CDOIB. Untuk sertifikasi CBIB tidak tercapai 100% karena 1 unit budidaya dari pemohon dalam siklus pengeringan yang tidak memungkinkan dilaksanakan kegiatan inspeksi.



Cara Perhitungan =

$$\%X = \frac{A+B+C+D+E+F}{xn} \times 100\%$$

%X = Persentase hasil kelautan dan perikanan sektor produksi primer

E = Persentase Unit Usaha menerapkan CPOIB yang memenuhi standar mutu dan keamanan pangan

F = Persentase Unit Usaha menerapkan CPIB Kapal

A = Persentase Unit Usaha yang menerapkan CBIB

xn = Jumlah dari unsur pembentuk (6)*

B = Persentase Unit menerapkan CPIB

C = Persentase Unit Usaha yang menerapkan CPPIB

D = Persentase Unit Usaha menerapkan CPOIB

$$\begin{aligned} \%X &= \frac{75+100+100}{3} \times 100\% \\ &= 91.6\% \end{aligned}$$





PEMERINTAH REPUBLIK INDONESIA

PERIZINAN BERUSAHA UNTUK MENUNJANG KEGIATAN USAHA SERTIFIKAT CARA BUDIDAYA IKAN YANG BAIK PB-UMKU: 912010545039900030001

Pemerintah Republik Indonesia menerbitkan Perizinan Berusaha Untuk Menunjang Kegiatan Usaha (PB-UMKU), yang merupakan Sertifikat Cara Budidaya Ikan yang Baik kepada Pelaku Usaha berikut ini:

- | | |
|--|--|
| 1. Nama Pelaku Usaha | : ANTONIUS SUTANTO KURNIA |
| 2. Nomor Induk Berusaha (NIB) | 9120105450399 |
| 3. Alamat Kantor | : DUSUN PELABUHAN, Desa/Kelurahan Agel, Kec. Jangkar, Kab. Situbondo, Provinsi Jawa Timur
Kode Pos: |
| 4. Status Penanaman Modal | : Penanaman Modal Dalam Negeri (PMDN) |
| 5. Kode Klasifikasi Baku Lapangan Usaha Indonesia (KBLI) | : 03254 - Pembesaran Crustacea Air Payau (merupakan konversi 03254 - PEMBESARAN CRUSTACEA AIR PAYAU, mengacu kepada Peraturan Kepala BPS No.19 tahun 2017) |
| 6. Lokasi Usaha | : Dusun Pelabuhan Desa/Kelurahan Agel, Kec. Jangkar, Kab. Situbondo, Provinsi Jawa Timur
Kode Pos: 68372 |

Telah Memenuhi Persyaratan:

1. Persyaratan Izin Lainnya
*Mohon dicantumkan jenis dokumen yang diunggah pada baris catatan di bawah
2. NIB
3. Data unit pembenihan ikan
4. Gambar layout bangunan dan petakan unit pembenihan ikan
5. Struktur organisasi dan uraian tugas
6. Standar operasional prosedur dan formulir pencatatan pembenihan ikan

Lampiran Perizinan Berusaha Untuk Menunjang Kegiatan Usaha ini memuat data teknis yang merupakan bagian tidak terpisahkan dari dokumen ini. Pelaku Usaha tersebut di atas wajib menjalankan kegiatan usahanya sesuai dengan ketentuan perundang-undangan yang berlaku.

Diterbitkan tanggal: 16 Januari 2025

a.n. Menteri Kelautan dan Perikanan
Menteri Investasi dan Hilirisasi/
Kepala Badan Koordinasi Penanaman Modal,



Ditandatangani secara elektronik

Dicetak tanggal: 16 Januari 2025

1. Dokumen ini diterbitkan sistem OSS berdasarkan data dari Pelaku Usaha, tersimpan dalam sistem OSS, yang menjadi tanggung jawab Pelaku Usaha.
2. Dalam hal terjadi kekeliruan isi dokumen ini akan dilakukan perbaikan sebagaimana mestinya.
3. Dokumen ini telah ditandatangani secara elektronik menggunakan sertifikat elektronik yang diterbitkan oleh BSR-E-BSSN.
4. Data lengkap Perizinan Berusaha dapat diperoleh melalui sistem OSS menggunakan hak akses.





PEMERINTAH REPUBLIK INDONESIA

PERIZINAN BERUSAHA UNTUK MENUNJANG KEGIATAN USAHA SERTIFIKAT CARA BUDIDAYA IKAN YANG BAIK LAMPIRAN PB-UMKU: 912010545039900030001

Lampiran berikut memuat data teknis Sertifikat Cara Budidaya Ikan yang Baik

Berdasarkan Peraturan Menteri Kelautan dan Perikanan Nomor 10 Tahun 2021 Tentang Standar Kegiatan Usaha dan Produk Pada Penyelenggaraan Perizinan Berusaha Berbasis Resiko sektor Kelautan dan Perikanan, menetapkan bahwa:

- | | | |
|---------------------------------|---|--|
| 1. Nomor Referensi Teknis | : | ID-CBIB-P-35-250003 |
| 2. Alamat Tempat Budi Daya Ikan | : | Dusun Pelabuhan |
| 3. Komoditas | : | Udang vannamei (<i>Litopenaeus vannamei</i>) |
| 4. Masa Berlaku Sertifikat | : | 4 (empat) tahun sejak diterbitkan |
| 5. Grade | : | Baik |

Produsen Budi Daya Ikan ini telah menerapkan dan memenuhi persyaratan Cara Budidaya Ikan yang Baik (CBIB) sesuai dengan ketentuan peraturan perundang-undangan

Lampiran Perizinan Berusaha Untuk Menunjang Kegiatan Usaha ini memuat data teknis yang merupakan bagian tidak terpisahkan dari dokumen ini. Pelaku Usaha tersebut di atas wajib menjalankan kegiatan usahanya sesuai dengan ketentuan peraturan perundang-undangan yang berlaku.



PEMERINTAH REPUBLIK INDONESIA

PERIZINAN BERUSAHA UNTUK MENUNJANG KEGIATAN USAHA SERTIFIKAT CARA BUDIDAYA IKAN YANG BAIK PB-UMKU: 211024002384400010001

Pemerintah Republik Indonesia menerbitkan Perizinan Berusaha Untuk Menunjang Kegiatan Usaha (PB-UMKU), yang merupakan Sertifikat Cara Budidaya Ikan yang Baik kepada Pelaku Usaha berikut ini:

- | | |
|---|--|
| 1. Nama Pelaku Usaha | : VERY YUDIAWANTO |
| 2. Nomor Induk Berusaha (NIB) | 2110240023844 |
| 3. Alamat Kantor | : DUSUN SUKOREJO, Desa/Kelurahan Karangsono, Kec. Kanigoro, Kab. Blitar, Provinsi Jawa Timur
Kode Pos: |
| 4. Status Penanaman Modal | : Penanaman Modal Dalam Negeri (PMDN) |
| 5. Kode Klasifikasi Baku Lapangan Usaha : 03221 - Pembesaran Ikan Air Tawar Di Kolam Indonesia (KBLI) | |
| 6. Lokasi Usaha | : DUSUN SUKOREJO Desa/Kelurahan Karangsono, Kec. Kanigoro, Kab. Blitar, Provinsi Jawa Timur
Kode Pos: 66171 |

Telah Memenuhi Persyaratan:

1. Persyaratan Izin Lainnya
*Mohon dicantumkan jenis dokumen yang diunggah pada baris catatan di bawah
2. NIB
3. Data unit pembenihan ikan
4. Gambar layout bangunan dan petakan unit pembenihan ikan
5. Struktur organisasi dan uraian tugas
6. Standar operasional prosedur dan formulir pencatatan pembenihan ikan

Lampiran Perizinan Berusaha Untuk Menunjang Kegiatan Usaha ini memuat data teknis yang merupakan bagian tidak terpisahkan dari dokumen ini. Pelaku Usaha tersebut di atas wajib menjalankan kegiatan usahanya sesuai dengan ketentuan perundang-undangan yang berlaku.

Diterbitkan tanggal: 28 Februari 2025

a.n. Menteri Kelautan dan Perikanan
Menteri Investasi dan Hilirisasi/
Kepala Badan Koordinasi Penanaman Modal,



Ditandatangani secara elektronik

Dicetak tanggal: 28 Februari 2025

1. Dokumen ini diterbitkan sistem OSS berdasarkan data dari Pelaku Usaha, tersimpan dalam sistem OSS, yang menjadi tanggung jawab Pelaku Usaha.
2. Dalam hal terjadi kekeliruan isi dokumen ini akan dilakukan perbaikan sebagaimana mestinya.
3. Dokumen ini telah ditandatangani secara elektronik menggunakan sertifikat elektronik yang diterbitkan oleh BSR-E-BSSN.
4. Data lengkap Perizinan Berusaha dapat diperoleh melalui sistem OSS menggunakan hak akses.





PEMERINTAH REPUBLIK INDONESIA

PERIZINAN BERUSAHA UNTUK MENUNJANG KEGIATAN USAHA SERTIFIKAT CARA BUDIDAYA IKAN YANG BAIK LAMPIRAN PB-UMKU: 211024002384400010001

Lampiran berikut memuat data teknis Sertifikat Cara Budidaya Ikan yang Baik

Berdasarkan Peraturan Menteri Kelautan dan Perikanan Nomor 10 Tahun 2021 Tentang Standar Kegiatan Usaha dan Produk Pada Penyelenggaraan Perizinan Berusaha Berbasis Resiko sektor Kelautan dan Perikanan, menetapkan bahwa:

- | | | |
|---------------------------------|---|-----------------------------------|
| 1. Nomor Referensi Teknis | : | ID-CBIB-T-35-250013 |
| 2. Alamat Tempat Budi Daya Ikan | : | DUSUN SUKOREJO |
| 3. Komoditas | : | Lele (<i>Clarias</i> sp.) |
| 4. Masa Berlaku Sertifikat | : | 4 (empat) tahun sejak diterbitkan |
| 5. Grade | : | Baik |

Produsen Budi Daya Ikan ini telah menerapkan dan memenuhi persyaratan Cara Budidaya Ikan yang Baik (CBIB) sesuai dengan ketentuan peraturan perundang-undangan

Lampiran Perizinan Berusaha Untuk Menunjang Kegiatan Usaha ini memuat data teknis yang merupakan bagian tidak terpisahkan dari dokumen ini. Pelaku Usaha tersebut di atas wajib menjalankan kegiatan usahanya sesuai dengan ketentuan peraturan perundang-undangan yang berlaku.



PEMERINTAH REPUBLIK INDONESIA

PERIZINAN BERUSAHA UNTUK MENUNJANG KEGIATAN USAHA SERTIFIKAT CARA BUDIDAYA IKAN YANG BAIK PB-UMKU: 080324000161900030002

Pemerintah Republik Indonesia menerbitkan Perizinan Berusaha Untuk Menunjang Kegiatan Usaha (PB-UMKU), yang merupakan Sertifikat Cara Budidaya Ikan yang Baik kepada Pelaku Usaha berikut ini:

- | | |
|---|--|
| 1. Nama Pelaku Usaha | : PT NHEONS GROUP AQUATIC |
| 2. Nomor Induk Berusaha (NIB) | 0803240001619 |
| 3. Alamat Kantor | : karangsari, Desa/Kelurahan Karangsari, Kec. Rejotangan, Kab. Tulungagung, Provinsi Jawa Timur
Kode Pos: 66293 |
| 4. Status Penanaman Modal | : Penanaman Modal Dalam Negeri (PMDN) |
| 5. Kode Klasifikasi Baku Lapangan Usaha : 03221 - Pembesaran Ikan Air Tawar Di Kolam Indonesia (KBLI) | |
| 6. Lokasi Usaha | : Ds karangsari Desa/Kelurahan Karangsari, Kec. Rejotangan, Kab. Tulungagung, Provinsi Jawa Timur
Kode Pos: 66292 |

Telah Memenuhi Persyaratan:

1. Persyaratan Izin Lainnya
*Mohon dicantumkan jenis dokumen yang diunggah pada baris catatan di bawah
2. NIB
3. Data unit pembenihan ikan
4. Gambar layout bangunan dan petakan unit pembenihan ikan
5. Struktur organisasi dan uraian tugas
6. Standar operasional prosedur dan formulir pencatatan pembenihan ikan

Lampiran Perizinan Berusaha Untuk Menunjang Kegiatan Usaha ini memuat data teknis yang merupakan bagian tidak terpisahkan dari dokumen ini. Pelaku Usaha tersebut di atas wajib menjalankan kegiatan usahanya sesuai dengan ketentuan perundang-undangan yang berlaku.

Diterbitkan tanggal: 10 Maret 2025

a.n. Menteri Kelautan dan Perikanan
Menteri Investasi dan Hilirisasi/
Kepala Badan Koordinasi Penanaman Modal,



Ditandatangani secara elektronik

Dicetak tanggal: 10 Maret 2025

1. Dokumen ini diterbitkan sistem OSS berdasarkan data dari Pelaku Usaha, tersimpan dalam sistem OSS, yang menjadi tanggung jawab Pelaku Usaha.
2. Dalam hal terjadi kekeliruan isi dokumen ini akan dilakukan perbaikan sebagaimana mestinya.
3. Dokumen ini telah ditandatangani secara elektronik menggunakan sertifikat elektronik yang diterbitkan oleh BSR-E-BSSN.
4. Data lengkap Perizinan Berusaha dapat diperoleh melalui sistem OSS menggunakan hak akses.





PEMERINTAH REPUBLIK INDONESIA

PERIZINAN BERUSAHA UNTUK MENUNJANG KEGIATAN USAHA SERTIFIKAT CARA BUDIDAYA IKAN YANG BAIK LAMPIRAN PB-UMKU: 080324000161900030002

Lampiran berikut memuat data teknis Sertifikat Cara Budidaya Ikan yang Baik

Berdasarkan Peraturan Menteri Kelautan dan Perikanan Nomor 10 Tahun 2021 Tentang Standar Kegiatan Usaha dan Produk Pada Penyelenggaraan Perizinan Berusaha Berbasis Resiko sektor Kelautan dan Perikanan, menetapkan bahwa:

- | | | |
|---------------------------------|---|-----------------------------------|
| 1. Nomor Referensi Teknis | : | ID-CBIB-T-35-250024 |
| 2. Alamat Tempat Budi Daya Ikan | : | Ds karangsari |
| 3. Komoditas | : | Ikan Patin (Pangasius sp.) |
| 4. Masa Berlaku Sertifikat | : | 4 (empat) tahun sejak diterbitkan |
| 5. Grade | : | Baik |

Produsen Budi Daya Ikan ini telah menerapkan dan memenuhi persyaratan Cara Budidaya Ikan yang Baik (CBIB) sesuai dengan ketentuan peraturan perundang-undangan

Lampiran Perizinan Berusaha Untuk Menunjang Kegiatan Usaha ini memuat data teknis yang merupakan bagian tidak terpisahkan dari dokumen ini. Pelaku Usaha tersebut di atas wajib menjalankan kegiatan usahanya sesuai dengan ketentuan peraturan perundang-undangan yang berlaku.



PEMERINTAH REPUBLIK INDONESIA

PERIZINAN BERUSAHA UNTUK MENUNJANG KEGIATAN USAHA SERTIFIKAT CARA PEMBUATAN OBAT IKAN YANG BAIK (CPOIB)

PB-UMKU: 812020297037200030025

Pemerintah Republik Indonesia menerbitkan Perizinan Berusaha Untuk Menunjang Kegiatan Usaha (PB-UMKU), yang merupakan Sertifikat Cara Pembuatan Obat Ikan yang Baik (CPOIB) kepada Pelaku Usaha berikut ini:

- | | |
|--|--|
| 1. Nama Pelaku Usaha | : PT INDOSCO DWIJAYASAKTI |
| 2. Nomor Induk Berusaha (NIB) | : 8120202970372 |
| 3. Alamat Kantor | : YKP KENDANG SARI BLOK F/67-A, , Kota Surabaya, Provinsi Jawa Timur
Kode Pos: 60292 |
| 4. Status Penanaman Modal | : Penanaman Modal Dalam Negeri (PMDN) |
| 5. Kode Klasifikasi Baku Lapangan Usaha : 21013 - Industri Produk Farmasi Untuk Hewan Indonesia (KBLI) | |
| 6. Lokasi Usaha | : Pergudangan Sinar Gedangan blok G/37 Desa/Kelurahan Gemurung, Kec. Gedangan, Kab. Sidoarjo, Provinsi Jawa Timur
Kode Pos: 61234 |

Telah Memenuhi Persyaratan:

1. Nomor Induk Berusaha
2. Gambar site plan pabrik dan tata letak (layout) ruangan
3. Formulir data dan persyaratan CPOIB yang telah diisi
4. Surat pernyataan memiliki tenaga profesional yaitu:
 1. dokter hewan atau apoteker sebagai penanggung jawab teknis obat ikan, untuk sediaan biologik, farmasetik, premiks, dan/atau obat alami; atau
 2. dokter hewan atau apoteker atau sarjana perikanan atau sarjana biologi sebagai penanggung jawab teknis obat ikan, untuk sediaan probiotik.

Lampiran Perizinan Berusaha Untuk Menunjang Kegiatan Usaha ini memuat data teknis yang merupakan bagian tidak terpisahkan dari dokumen ini. Pelaku Usaha tersebut di atas wajib menjalankan kegiatan usahanya sesuai dengan ketentuan perundang-undangan yang berlaku.

Diterbitkan tanggal: 26 Maret 2025

**a.n. Menteri Kelautan dan Perikanan
Menteri Investasi dan Hilirisasi/
Kepala Badan Koordinasi Penanaman Modal,**



Ditandatangani secara elektronik

Dicetak tanggal: 26 Maret 2025

1. Dokumen ini diterbitkan sistem OSS berdasarkan data dari Pelaku Usaha, tersimpan dalam sistem OSS, yang menjadi tanggung jawab Pelaku Usaha.
2. Dalam hal terjadi kekeliruan isi dokumen ini akan dilakukan perbaikan sebagaimana mestinya.
3. Dokumen ini telah ditandatangani secara elektronik menggunakan sertifikat elektronik yang diterbitkan oleh BSR-E-BSSN.
4. Data lengkap Perizinan Berusaha dapat diperoleh melalui sistem OSS menggunakan hak akses.





PEMERINTAH REPUBLIK INDONESIA

PERIZINAN BERUSAHA UNTUK MENUNJANG KEGIATAN USAHA SERTIFIKAT CARA PEMBUATAN OBAT IKAN YANG BAIK (CPOIB) LAMPIRAN PB-UMKU: 812020297037200030025

Lampiran berikut memuat data teknis Sertifikat Cara Pembuatan Obat Ikan yang Baik (CPOIB)

Berdasarkan Peraturan Menteri Kelautan dan Perikanan Nomor 10 Tahun 2021 Tentang Standar Kegiatan Usaha dan Produk Pada Penyelenggaraan Perizinan Berusaha Berbasis Resiko sektor Kelautan dan Perikanan, menetapkan bahwa:

- | | | |
|----------------------------|---|--------------------------------------|
| 1. Nomor Referensi Teknis | : | ID-CPOIB-Pb-35-250015 |
| 2. Jenis Sediaan Obat Ikan | : | Probiotik |
| 3. Kategori | : | P3 (Pengawasan 3 kali dalam 5 Tahun) |
| 4. Masa Berlaku Sertifikat | : | 5 (lima) tahun sejak diterbitkan |

Produsen Obat Ikan ini telah menerapkan dan memenuhi persyaratan Cara Pembuatan Obat Ikan yang Baik (CPOIB) sesuai dengan ketentuan peraturan perundang-undangan

Lampiran Perizinan Berusaha Untuk Menunjang Kegiatan Usaha ini memuat data teknis yang merupakan bagian tidak terpisahkan dari dokumen ini. Pelaku Usaha tersebut di atas wajib menjalankan kegiatan usahanya sesuai dengan ketentuan peraturan perundang-undangan yang berlaku.



PEMERINTAH REPUBLIK INDONESIA

PERIZINAN BERUSAHA UNTUK MENUNJANG KEGIATAN USAHA SERTIFIKAT CARA DISTRIBUSI OBAT IKAN YANG BAIK (CDOIB)

PB-UMKU: 812010684056201600001

Pemerintah Republik Indonesia menerbitkan Perizinan Berusaha Untuk Menunjang Kegiatan Usaha (PB-UMKU), yang merupakan Sertifikat Cara Distribusi Obat Ikan yang Baik (CDOIB) kepada Pelaku Usaha berikut ini:

- | | |
|--|---|
| 1. Nama Pelaku Usaha | : PT BINA SAN PRIMA |
| 2. Nomor Induk Berusaha (NIB) | : 8120106840562 |
| 3. Alamat Kantor | : JL. Tamansari No. 12, Desa/Kelurahan Taman Sari, Kec. Bandung Wetan, Kota Bandung, Provinsi Jawa Barat
Kode Pos: 40116 |
| 4. Status Penanaman Modal | : Penanaman Modal Dalam Negeri (PMDN) |
| 5. Kode Klasifikasi Baku Lapangan Usaha Indonesia (KBLI) | : 46444 - Perdagangan Besar Obat Farmasi Untuk Hewan |
| 6. Lokasi Usaha | : Jl. Letjen Sutoyo No. 138 Desa/Kelurahan Kranjingan, Kec. Sumpalsari, Kab. Jember, Provinsi Jawa Timur
Kode Pos: 68122 |

Telah Memenuhi Persyaratan:

1. Nomor Induk Berusaha
2. Gambar site plan gudang dan tata letak (layout) ruangan
3. Memiliki sarana pengangkutan yang layak dan memadai sesuai jenis sediaan obat ikan
4. Formulir data dan persyaratan CDOIB yang telah diisi
5. Personil pernah mendapatkan pelatihan CDOIB atau surat pernyataan memahami prinsip-prinsip CDOIB
6. Untuk distributor memiliki tenaga profesional

Lampiran Perizinan Berusaha Untuk Menunjang Kegiatan Usaha ini memuat data teknis yang merupakan bagian tidak terpisahkan dari dokumen ini. Pelaku Usaha tersebut di atas wajib menjalankan kegiatan usahanya sesuai dengan ketentuan perundang-undangan yang berlaku.

Diterbitkan tanggal: 26 Maret 2025

**a.n. Menteri Kelautan dan Perikanan
Menteri Investasi dan Hilirisasi/
Kepala Badan Koordinasi Penanaman Modal,**



Ditandatangani secara elektronik

Dicetak tanggal: 26 Maret 2025

1. Dokumen ini diterbitkan sistem OSS berdasarkan data dari Pelaku Usaha, tersimpan dalam sistem OSS, yang menjadi tanggung jawab Pelaku Usaha.
2. Dalam hal terjadi kekeliruan isi dokumen ini akan dilakukan perbaikan sebagaimana mestinya.
3. Dokumen ini telah ditandatangani secara elektronik menggunakan sertifikat elektronik yang diterbitkan oleh BSR-E-BSSN.
4. Data lengkap Perizinan Berusaha dapat diperoleh melalui sistem OSS menggunakan hak akses.





PEMERINTAH REPUBLIK INDONESIA

PERIZINAN BERUSAHA UNTUK MENUNJANG KEGIATAN USAHA SERTIFIKAT CARA DISTRIBUSI OBAT IKAN YANG BAIK (CDOIB)

LAMPIRAN PB-UMKU: 812010684056201600001

Lampiran berikut memuat data teknis Sertifikat Cara Distribusi Obat Ikan yang Baik (CDOIB)

Berdasarkan Peraturan Menteri Kelautan dan Perikanan Nomor 10 Tahun 2021 Tentang Standar Kegiatan Usaha dan Produk Pada Penyelenggaraan Perizinan Berusaha Berbasis Resiko sektor Kelautan dan Perikanan, menetapkan bahwa:

1. Nomor Referensi Teknis : ID-CDOIB-35-250004
2. Kategori : P1 (Pengawasan 1 kali dalam 5 Tahun)
3. Masa Berlaku Sertifikat : 5 (lima) tahun sejak diterbitkan

Fasilitas Distribusi Obat Ikan ini telah menerapkan dan memenuhi persyaratan Cara Distribusi Obat Ikan yang Baik (CDOIB) sesuai dengan ketentuan peraturan perundang-undangan

Lampiran Perizinan Berusaha Untuk Menunjang Kegiatan Usaha ini memuat data teknis yang merupakan bagian tidak terpisahkan dari dokumen ini. Pelaku Usaha tersebut di atas wajib menjalankan kegiatan usahanya sesuai dengan ketentuan peraturan perundang-undangan yang berlaku.



KEMENTERIAN KELAUTAN DAN PERIKANAN
BADAN PENGENDALIAN DAN PENGAWASAN MUTU
HASIL KELAUTAN DAN PERIKANAN

JALAN MEDAN MERDEKA TIMUR NOMOR 16 JAKARTA 10110
 TELEPON (021) 3519070, FAKSIMILE (021) 3890527 KOTAK POS 4130 JKP 10041
 LAMAN www.kkp.go.id SURAT ELEKTRONIK set.bppmhkp@kkp.go.id

Laporan Capaian Indikator Kinerja
Sertifikasi Hazard Analysis and Critical Control Point (HACCP)
Ruang Lingkup Produk pada UPI

Nama Unit Kerja : Tim Kerja Inspeksi Sistem Mutu Pascapanen, Pusat Mutu Pascapanen

Periode Laporan : B03 – 2025 (TRIWULAN I 2025)

Uraian IKU	Target											
	B01	B02	B03	B04	B05	B06	B07	B08	B09	B10	B11	B12
Sertifikasi Hazard Analysis and Critical Control Point (HACCP) Ruang Lingkup Produk pada UPI	130	360	410	350	250	300	200	300	300	360	200	240
	Realisasi											
	B01	B02	B03	B04	B05	B06	B07	B08	B09	B10	B11	B12
	147	319	481									

Uraian Capaian Indikator:

Capaian indikator diukur dengan menghitung jumlah sertifikat penerapan PMMT/HACCP yang diterbitkan berdasarkan hasil inspeksi di UPI sebanyak 947 sertifikat. Rincian realisasi IKU sampai dengan bulan Triwulan I 2025 sebagai berikut:

No	Uraian	Satuan	Target 2025	Target TW I	Capaian TW I	% Capaian terhadap Target TW I 2025
1	Sertifikasi Hazard Analysis and Critical Control Point (HACCP) Ruang Lingkup Produk pada UPI, dengan rincian sebagai berikut:	Sertifikat	3.000	900	947	105,22%
A	Bulan Januari (B01)	Sertifikat	-	130	147	113,08%
B	Bulan Februari (B02)	Sertifikat	-	360	319	88,62%
C	Bulan Maret (B03)	Sertifikat	-	410	481	117,32%
Total Triwulan I 2025		Sertifikat	3.000	900	947	105,22%
% terhadap Target Tahunan						31,57%

DETIL REALISASI PER UPT PERIODE TRIWULAN I TAHUN 2025

No	Nama Satker	Target	Total Sertifikasi Hazard Analysis and Critical Control Point (HACCP) Ruang Lingkup Produk pada UPI	%
1	Balai Besar KIPM Jakarta I	230	87	37,83%
2	Balai Besar KIPM Makassar	390	83	21,28%
3	Balai KIPM Ambon	30	2	6,67%
4	Balai KIPM Balikpapan	15	1	6,67%
5	Balai KIPM Banjarmasin	18	4	22,22%
6	Balai KIPM Denpasar	216	88	40,74%
7	Balai KIPM Entikong	12	0	0,00%
8	Balai KIPM Jakarta II	365	110	30,14%
9	Balai KIPM Jayapura	2	2	100,00%
10	Balai KIPM Lampung	52	16	30,77%
11	Balai KIPM Manado	100	40	40,00%
12	Balai KIPM Mataram	30	0	0,00%
13	Balai KIPM Medan I	40	7	17,50%
14	Balai KIPM Semarang	215	83	38,60%
15	Balai KIPM Surabaya I	410	112	27,32%
16	Balai KIPM Surabaya II	200	104	52,00%
17	Balai KIPM Tanjungpinang	55	10	18,18%
18	Balai KIPM Tarakan	28	4	14,29%
19	Stasiun KIPM Aceh	28	8	28,57%
20	Stasiun KIPM Bandung	18	9	50,00%
21	Stasiun KIPM Batam	10	2	20,00%
22	Stasiun KIPM Bau-Bau	8	0	0,00%
23	Stasiun KIPM Bengkulu	1	1	100,00%
24	Stasiun KIPM Bima	1	0	0,00%
25	Stasiun KIPM Cirebon	50	20	40,00%
26	Stasiun KIPM Gorontalo	6	5	83,33%
27	Stasiun KIPM Jambi	2	0	0,00%
28	Stasiun KIPM Kendari	20	5	25,00%
29	Stasiun KIPM Kupang	45	4	8,89%
30	Stasiun KIPM Luwuk Banggai	11	0	0,00%
31	Stasiun KIPM Mamuju	3	0	0,00%
32	Stasiun KIPM Medan II	175	72	41,14%
33	Stasiun KIPM Merak	14	5	35,71%
34	Stasiun KIPM Merauke	3	1	33,33%

35	Stasiun KIPM Padang	2	3	150,00%
36	Stasiun KIPM Palangkaraya	1	0	0,00%
37	Stasiun KIPM Palembang	4	0	0,00%
38	Stasiun KIPM Palu	6	0	0,00%
39	Stasiun KIPM Pangkalpinang	70	18	25,71%
40	Stasiun KIPM Pekanbaru	8	8	100,00%
41	Stasiun KIPM Pontianak	6	0	0,00%
42	Stasiun KIPM Sorong	20	6	30,00%
43	Stasiun KIPM Tahuna	6	0	0,00%
44	Stasiun KIPM Tanjung Balai Asahan	44	17	38,64%
45	Stasiun KIPM Ternate	20	8	40,00%
46	Stasiun KIPM Yogyakarta	10	2	20,00%
Jumlah		3000	947	31,57%

Sumber: Pusat Mutu Pascapanen

Jakarta, 31 Maret 2025
Penanggungjawab Indikator Kinerja



Agung Santoso

LAPORAN CAPAIAN KINERJA (LCK) BALAI KIPM SURABA YA I TRIWULAN I TAHUN 2025

Nama Kegiatan	Sasaran	:	Pengendalian dan Pengawasan Mutu Hasil Kelautan dan Perikanan
Nama Kinerja	Indikator	:	Persentase hasil kelautan dan perikanan sektor produksi pasca panen yang memenuhi standar mutu dan keamanan pangan lingkup UPT Balai KIPM Surabaya I (%)

T/R	Tahun 2024							Capaian Th.2025	Target Th.2025
	Q1	Q2	Sm.I	Q3	Q4	Sm2	Tahunan		
Target	210	150	360	150	130	280	640		<u>640</u>
Realisasi	265							265	
% Capaian	92,6								

Catatan :

Q1,Q2,Q3,Q4 = Capaian selama Triwulan 1, Tw2, Tw3 dan Tw4

Sm I = Capaian Q1 + Capaian Q2

Sm2 = Capaian Q3 + Capaian Q4

Tahunan = Capaian di akhir tahun 2025

Deskripsi
<ul style="list-style-type: none"> • Sektor produksi Pasca Panen merujuk kepada rangkaian kegiatan yang dilakukan setelah ikan atau hasil perikanan ditangkap dengan tujuan untuk meningkatkan nilai, menjaga kualitas, memperpanjang umur simpan produk perikanan yang meliputi Penanganan, Pengolahan, Distribusi, hingga pemasaran produk perikanan. Sebagai bentuk pengendalian terhadap mutu dan keamanan hasil perikanan maka BPPMHKP selaku Otoritas Kompeten menerbitkan Sertifikat Kelayakan Pengolahan (SKP) dan Sertifikat Penerapan Program Manajemen Mutu Terpadu/Hazard Analysis and Critical Control Point (PMMT/HACCP). berdasarkan Peraturan Menteri Kelautan dan Perikanan Nomor 10 Tahun 2021 tentang Standar Kegiatan Usaha dan Produk Pada Penyelenggaraan Perizinan Berusaha Berbasis Risiko Sektor Kelautan dan Perikanan. • Sertifikasi Kelayakan Pengolahan dan Sertifikat HACCP ruang lingkup produk pada Unit Pengolahan Ikan (UPI) wilayah kerja Unit Pelaksana Teknis (UPT) melalui kegiatan sebagai berikut : <ol style="list-style-type: none"> 1. Kegiatan Inspeksi dan atau Verifikasi Permohonan Sertifikasi SKP yang diajukan oleh Unit Pengolahan Ikan setelah mendapatkan Rekomendasi Kelayakan Pengolahan dari Dinas Perikanan Provinsi/Kabupaten/Kota.

2. Kegiatan Inspeksi Penerapan HACCP. Kegiatan ini ditujukan untuk UPI baru artinya merupakan UPI yang belum memiliki Sertifikat penerapan HACCP, UPI yang sudah mempunyai HACCP tetapi akan menambah Ruang Lingkup produk, UPI yang ingin melakukan perpanjangan Sertifikat Penerapan HACCP

CARA PENGUKURAN

$$\%X = \frac{A+B}{xn} \times 100\%$$

%X = Persentase hasil kelautan dan perikanan sektor pasca panen yang memenuhi standar mutu dan keamanan pangan

A = Presentase Penerbitan Sertifikat Hazard Analysis Critical Control Point (HACCP) ruang lingkup produk

B = Persentase SKP yang diterbitkan di Unit Pengolahan Ikan skala UMKM dan menengah besar

xn = Jumlah dari unsur pembentuk (2)

CAPAIAN IKK

Pada periode Triwulan I Tahun 2025 tercapai realisasi sertifikasi SKP sebanyak **153 produk** dengan target **160 produk** dan sertifikasi HACCP terrealisasi Sertifikat HACCP sebanyak **112 produk** dengan target **125 produk**, jadi persentase sertifikasi sektor pasca panen Triwulan I tahun 2025 adalah:

$$\text{HACCP} = \frac{112}{125} \times 100\% = 89,6\%$$

$$\text{SKP} = \frac{153}{160} \times 100\% = 95,6\%$$

$$\%X = \frac{89,6+92,6}{2} \times 100\% = 92,6\%$$

Sesuai Formula Perhitungan bahwa pada akhir Triwulan I Tahun 2025 sektor produksi pasca panen yang memenuhi standar mutu dan keamanan pangan lingkup UPT Balai KIPM Surabaya I telah tercapai 92,6%.

Sebagai data dukung rekapitulasi penerbitan sertifikasi SKP bersumber dari Database SKP Online dari Pusdatin KKP dan Sertifikasi HACCP dari Aplikasi HACCP Online kami sajikan sebagaimana terlampir.



Akar Masalah (Bila Ada)
Ada kekuatiran sertifikasi pasca panen tidak sesuai dengan target yang diperintahkan kepada Balai KIPM Surabaya I karena pengajuan sertifikasi berasal dari Pelaku Usaha

Rekomendasi rencana aksi triwulan berikutnya	Penanggung Jawab
Melakukan sertifikasi sektor Pasca Panen sesuai regulasi dan selalu memantau antara target dan realisasi sertifikasi agar tercapai sesuai Perjanjian Kinerja (PK)	Ketua Tim Kerja Pengendalian Kesehatan Ikan Mutu dan Keamanan Hasil Perikanan

Surabaya, 8 April 2025
Kepala Balai KIPM Surabaya I



Didik Srinoto

Rekapitulasi Sertifikasi HACCP
Kata Kunci *BERLAKU* *Balai KIPM Surabaya I* .

No	Nama	NPWP	NIB	Alamat	Telp	Fax	Kontak	Status Kontak	No. Ponsel Kontak	Email Kontak	Provinsi	UPT	Tgl Tahap Inspeksi	Tgl Tahap Perbaikan	Produk	Tahapan Proses	Status Produk	Grade	No	No.Sertifikat	Tgl.Terbbit
1	ALTER TRADE INDONESIA, PT	02.116.078.3-057.000	'8120112041423	Jl. Industri No. 72 RT. 08 RW. 03 Desa Sukorejo, Kec. Buduran, Kabupaten Sidoarjo, East Java - Indonesia	(62-31) 8911230	(62-31) 8911231	YUDHY HENDRIYANTO	QUALITY MANAGER	'081331567097	yudhy@atina.co.id	Jawa Timur	Balai KIPM Surabaya I	Inspeksi: 30 JAN 2025; Laporan IM: 30 JAN 2025; Penugasan Timtek: 31 JAN 2025; Rekomendasi Timtek: 04 FEB 2025;	Bts Perbaikan: 28 FEB 2025; Perbaikan: 11 FEB 2025;	Frozen Breaded Shrimp	Receiving, Processing, Freezing, Packing/Labeling, Cold Storing, Stuffing	Perpanjangan	A	1	028/PM/HACCP/PB/02/25	04 FEB 2025
2	ANEKA SUMBER ALAM JAYA, PT	02.081.949.6-624.000	'8120211191565	Jl. Rembang Industri I No.38, Desa Pandean, Kecamatan Rembang, Kabupaten Pasuruan, East Java - Indonesia	0343 740280	0343 740288	KARIMATUN NISAK	QUALITY ASSURANCE	'085707376738	f5hom75@gmail.com	Jawa Timur	Balai KIPM Surabaya I	Inspeksi: 30 JAN 2025; Laporan IM: 31 JAN 2025; Penugasan Timtek: 31 JAN 2025; Rekomendasi Timtek: 04 FEB 2025;	Bts Perbaikan: 28 FEB 2025; Perbaikan: 02 MAR 2025;	Frozen Cooked Snail	Receiving, Preparing, Cooking, Processing, Freezing, Packing/Labeling, Cold Storing, Stuffing	Perpanjangan	B	2	029/PM/HACCP/PB/02/25	04 FEB 2025
3	ANEKA TUNA INDONESIA PANDAAN FACTORY, PT	01.069.501.3-057.000	'9120307462397	Jl. Raya Gunung Gangsir RT 007 RW 009 Desa Nogosan, Kec. Pandaan Kab. Pasuruan, East Java - Indonesia	(62-343) 641563	(62-343) 641564	SUYANTO	PRODUCTION MANAGER	'+628585584116	suyanto@ati.id	Jawa Timur	Balai KIPM Surabaya I	Inspeksi: 07 FEB 2025; Laporan IM: 10 FEB 2025; Penugasan Timtek: 10 FEB 2025; Rekomendasi Timtek: 13 FEB 2025;	Bts Perbaikan: 07 MAR 2025; Perbaikan: 06 MAR 2025;	Canned Tuna	Receiving, Preparing, Seaming, Retorting, Packing/Labeling, Storing, Stuffing	Perpanjangan	A	3	160/PM/HACCP/PL/02/25	14 FEB 2025
															Frozen Tuna	Receiving, Preparing, Packing/Labeling, Cold Storing, Stuffing	Penambahan Ruang Lingkup	B	4	161/PM/HACCP/PB/02/25	14 FEB 2025
4	ANEKA TUNA INDONESIA, PT	01.069.501.3-057.000	'9120307462397	Jl. Raya Surabaya-Malang Km 38, Desa Karangrejo, Kec. Gempol, Kabupaten Pasuruan, East Java - Indonesia	(62-343) 851361	(62-343) 851369	BIRGITTA SANDHI HENDROWATI NUGROHONINGTYAS	QA MANAGER	'085695383633	birgitta@ati.id	Jawa Timur	Balai KIPM Surabaya I	Inspeksi: 18 FEB 2025; Laporan IM: 18 FEB 2025; Penugasan Timtek: 19 FEB 2025; Rekomendasi Timtek: 22 FEB 2025;	Bts Perbaikan: 18 MAR 2025; Perbaikan: 10 MAR 2025;	Canned Salmon	Receiving, Processing, Canning, Sterilizing, Packing/Labeling, Storing, Stuffing	Perpanjangan	A	5	255/PM/HACCP/PL/02/25	22 FEB 2025
															Canned Tuna	Receiving, Processing, Canning, Sterilizing, Packing/Labeling, Storing, Stuffing	Perpanjangan	A	6	256/PM/HACCP/PL/02/25	22 FEB 2025
															Pouched Salmon	Receiving, Preparing, Precooking, Sealing, Retorting, Packing/Labeling, Storing, Stuffing	Perpanjangan	A	7	257/PM/HACCP/PL/02/25	22 FEB 2025
															Pouched Tuna	Receiving, Preparing, Sterilizing, Packing/Labeling, Storing, Stuffing	Perpanjangan	A	8	258/PM/HACCP/PL/02/25	22 FEB 2025
5	ANUGERAH LIN PERKASA, CV	86.338.885.6-643.000	'8120210022746	Komplek Pergudangan Suncity Bizz Blok A-3, Jl. Arteri Baru Porong, Desa Wunut, Kecamatan Porong, Kabupaten Sidoarjo, East Java - Indonesia	081249852617		RULIANAHAH	MANAGER PRODUKSI	'081703923070	nulysuprpto@gmail.com	Jawa Timur	Balai KIPM Surabaya I	Inspeksi: 20 FEB 2025; Laporan IM: 21 FEB 2025; Penugasan Timtek: 24 FEB 2025; Rekomendasi Timtek: 25 FEB 2025;	Bts Perbaikan: 20 MAR 2025; Perbaikan: 14 MAR 2025;	Dried Seaweed	Receiving, Handling, Drying, Packing/Labeling, Storing, Stuffing	Baru	C	9	286/PM/HACCP/PA/02/25	26 FEB 2025
6	BAHAGIA, PERORANGAN	04.021.168.2-617.000	'9120302102849	Jl. Diponegoro No. 44, Lemah Putro, Sidoarjo, East Java - Indonesia	0318941552		VALDO FLAVIAN	BUSINESS DEVELOPMENT DIRECTOR	'081937800008	valdoflavian@gmail.com	Jawa Timur	Balai KIPM Surabaya I	Inspeksi: 25 MAR 2025; Laporan IM: 25 MAR 2025; Penugasan Timtek: 25 MAR 2025;	Bts Perbaikan: 25 APR 2025; Perbaikan: 25 APR 2025;	Fish Crackers	Receiving, Processing, Drying, Frying, Packing/Labeling, Storing, Stuffing	Baru	C	10	441/PM/HACCP/PA/03/25	26 MAR 2025

												Rekomendasi Timtek: 26 MAR 2025;										
													Shrimp Crackers	Receiving, Processing, Drying, Packing/Labeling, Storing, Stuffing	Baru	C	11	442/PM/HACCP/PK/03/25			26 FEB 2025	
7	BAHARI SEJAHTERA PERTIWI, PT	75.380.853.4-643.000	'8120106880083	Komplek Industri Sinar Buduran III Blok B No. 45-46 Desa Siwalanpanji, Kec. Buduran, Sidoarjo, East Java - Indonesia	(62-31) 99707899	(62-31) 99707899	HENNY	DIREKTUR	'081296330888	henny@bahterafood.com	Jawa Timur	Balai KIPM Surabaya I	Inspeksi: 11 FEB 2025; Laporan IM: 12 FEB 2025; Penugasan Timtek: 12 FEB 2025; Rekomendasi Timtek: 18 FEB 2025; Inspeksi: 10 FEB 2025; Laporan IM: 11 FEB 2025; Penugasan Timtek: 12 FEB 2025; Rekomendasi Timtek: 14 FEB 2025;	Bts Perbaikan: 11 MAR 2025; Perbaikan: 13 FEB 2025; Bts Perbaikan: 10 MAR 2025; Perbaikan: 11 FEB 2025;	Frozen Cephalopods	Receiving, Preparing, Processing, Freezing, Packing/Labeling, Cold Storing, Stuffing	Perpanjangan	A	12	206/PM/HACCP/PB/02/25		18 FEB 2025
													Frozen Demersal Fish	Receiving, Processing, Freezing, Packing/Labeling, Cold Storing, Stuffing	Perpanjangan	A	13	162/PM/HACCP/PB/02/25		14 FEB 2025		
													Frozen Farm Raised Fish	Receiving, Processing, Freezing, Packing/Labeling, Cold Storing, Stuffing	Perpanjangan	A	14	163/PM/HACCP/PB/02/25		14 FEB 2025		
													Frozen Pelagic Fish	Receiving, Processing, Freezing, Packing/Labeling, Cold Storing, Stuffing	Perpanjangan	A	15	164/PM/HACCP/PB/02/25		14 FEB 2025		
													Frozen Shellfish	Receiving, Preparing, Processing, Freezing, Packing/Labeling, Cold Storing, Stuffing	Penambahan Ruang Lingkup	A	16	207/PM/HACCP/PB/02/25		18 FEB 2025		
8	BANDENG OERANG SEJAHTERA, PT	84.040.418.0-622.000	'8120204931393	Jl. Brijen Katamso No. 24, Kel. Kampung Dalem, Kec. Kota, Kota Kediri, East Java - Indonesia	+62.354.687943	+62.354.685660	KARTIKA PANTORO	MANAGER QA	'0811335609999	kpantoro@yahoo.com	Jawa Timur	Balai KIPM Surabaya I	Inspeksi: 27 FEB 2025; Laporan IM: 28 FEB 2025; Penugasan Timtek: 28 FEB 2025; Rekomendasi Timtek: 03 MAR 2025;	Bts Perbaikan: 27 MAR 2025; Perbaikan: 03 MAR 2025;	Frozen Cephalopods	Receiving, Preparing, Processing, Freezing, Packing/Labeling, Cold Storing, Stuffing	Perpanjangan	B	17	039/PM/HACCP/PB/03/25		03 MAR 2025
													Frozen Demersal Fish	Receiving, Preparing, Processing, Freezing, Packing/Labeling, Cold Storing, Stuffing	Perpanjangan	B	18	040/PM/HACCP/PB/03/25		03 MAR 2025		
													Frozen Pelagic Fish	Receiving, Preparing, Processing, Freezing, Packing/Labeling, Cold Storing, Stuffing	Perpanjangan	B	19	041/PM/HACCP/PB/03/25		03 MAR 2025		
													Frozen Shrimp	Receiving, Preparing, Processing, Freezing, Packing/Labeling, Cold Storing, Stuffing	Perpanjangan	B	20	042/PM/HACCP/PB/03/25		03 MAR 2025		
9	BANYUWANGI CANNERY INDONESIA, PT	03.092.630.7-627.000	'8120011281528	Jl. Raya Situbondo Km. 12,5, Desa Ketapangi, Kec. Kalipuro, Kabupaten Banyuwangi,	(62-333) 510039	(62-333) 510039	RIDWANTO DJOJO	MANAGER	'08113531608	ridwan@bci.co.id	Jawa Timur	Balai KIPM Surabaya I	Inspeksi: 17 MAR 2025; Laporan IM: 18 MAR 2025; Penugasan Timtek: 18	Bts Perbaikan: 17 APR 2025; Perbaikan: 27 MAR 2025;	Canned Tuna	Receiving, Processing, Canning, Sterilizing, Packing/Labeling, Storing, Stuffing	Perpanjangan	A	21	336/PM/HACCP/PL/03/25		24 MAR 2025

			East Java - Indonesia								MAR 2025; Rekomendasi Timtek: 24 MAR 2025;			Frozen Cooked Tuna	Receiving, Processing, Cooking, Freezing, Packing/Labeling, Cold Storing, Stuffing	Perpanjangan	A	22	337/PM/HACCP/PB/03/25	24 MAR 2025	
10	BARAMUDA BAHARI, PT	01.718.590.1-651.000	'8120002941581	Desa Wonokoyo Kec. Seji, Pasuruan, East Java - Indonesia	(62-343) 656513	(62-343) 658698	JUNITA DWI LIA H.	QA/QC DIRECTOR	'081333741314	junitalia@baramudabahari.com	Jawa Timur	Balai KIPM Surabaya I	Inspeksi: 13 JAN 2025; Laporan IM: 13 JAN 2025; Penugasan Timtek: 14 JAN 2025; Rekomendasi Timtek: 18 JAN 2025;	Bts Perbaikan: 13 FEB 2025; Perbaikan: 05 FEB 2025;	Frozen Cooked Shrimp	Receiving, Preparing, Cooking, Freezing, Packing/Labeling, Cold Storing, Stuffing	Perpanjangan	B	23	054/PM/HACCP/PB/01/25	18 JAN 2025
11	BESTAGAR PUREINDO INTERNASIONAL, PT	70.630.575.2-652.000	'9120104862723	Dusun Watudakon RT. 11 RW. 07, Desa Kendal Payak, Kec. Pakisaji, Kab. Malang, East Java - Indonesia	03418201440	-	GHEA EKASIWI	MARKETING	'081216711383	gheaekasiwi@gmail.com	Jawa Timur	Balai KIPM Surabaya I	Inspeksi: 21 JAN 2025; Laporan IM: 21 JAN 2025; Penugasan Timtek: 23 JAN 2025; Rekomendasi Timtek: 25 JAN 2025;	Bts Perbaikan: 21 FEB 2025; Perbaikan: 19 FEB 2025;	Agar-Agar Powder	Receiving, Processing, Drying, Milling, Packing/Labeling, Storing	Penambahan Ruang Lingkup	C	24	115/PM/HACCP/PK/01/25	25 JAN 2025
12	BUMI MENARA INTERNUSA - DAMPIT, PT	01.454.019.9-654.002	'8120202990554	Jl. Pahlawan No. 1-3 Dampit Malang, East Java - Indonesia	(62-341) 896985, 896121	(62-341) 896051	MARTHA INDAH	QUALITY ASSURANCE	'	martha.indah@dpt.ptbmi.com	Jawa Timur	Balai KIPM Surabaya I	Inspeksi: 24 JAN 2025; Laporan IM: 24 JAN 2025; Penugasan Timtek: 30 JAN 2025; Rekomendasi Timtek: 04 FEB 2025;	Bts Perbaikan: 24 FEB 2025; Perbaikan: 25 JAN 2025;	Frozen Cooked Shrimp	Receiving, Processing, Cooking, Freezing, Packing/Labeling, Cold Storing, Stuffing	Perpanjangan	A	25	017/PM/HACCP/PB/02/25	04 FEB 2025
13	EDMAR MANDIRI JAYA, PT	03.206.389.3-609.000	'8120205921472	Pergudangan Safe n Lock Blok V 3128-3130, Jl. Lingkar Timur KM. 5,5, Ds. Rangkai Kidul, Kec. Sidoarjo, Kab. Sidoarjo, East Java - Indonesia	(62-31) 8496936	(62-31) 8437268	NICODEMUS HAPSANTO	DIREKTUR	'0811370931	edmarmandirijaya@gmail.com	Jawa Timur	Balai KIPM Surabaya I	Inspeksi: 20 MAR 2025; Laporan IM: 25 MAR 2025; Penugasan Timtek: 25 MAR 2025; Rekomendasi Timtek: 26 MAR 2025; Inspeksi: 21 MAR 2025; Laporan IM: 25 MAR 2025; Penugasan Timtek: 25 MAR 2025; Rekomendasi Timtek: 26 MAR 2025;	Bts Perbaikan: 20 APR 2025; Perbaikan: 10 APR 2025; Bts Perbaikan: 21 APR 2025; Perbaikan: 14 APR 2025;	Frozen Cephalopods	Receiving, Processing, Freezing, Packing/Labeling, Cold Storing, Stuffing	Perpanjangan	A	26	423/PM/HACCP/PB/03/25	26 MAR 2025
															Frozen Demersal Fish	Receiving, Preparing, Processing, Freezing, Packing/Labeling, Cold Storing, Stuffing	Perpanjangan	A	27	424/PM/HACCP/PB/03/25	26 MAR 2025
															Frozen Farm Raised Fish	Receiving, Processing, Freezing, Packing/Labeling, Cold Storing, Stuffing	Perpanjangan	A	28	426/PM/HACCP/PB/03/25	26 MAR 2025
															Frozen Pelagic Fish	Receiving, Preparing, Processing, Freezing, Packing/Labeling, Cold Storing, Stuffing	Perpanjangan	A	29	425/PM/HACCP/PB/03/25	26 MAR 2025
															Frozen Shellfish	Receiving, Processing, Freezing, Packing/Labeling, Cold Storing, Stuffing	Perpanjangan	A	30	427/PM/HACCP/PB/03/25	26 MAR 2025
															Frozen Tuna	Receiving, Processing,	Perpanjangan	A	31	428/PM/HACCP/PB/03/25	26 MAR 2025

14	HONGXIN ALGAE INTERNATIONAL, PT	31.805.411.1-618.000	'9120308441902	Dusun Pesisir Timur RT. 01 RW. 01 Ds. Klatak, Kec. Kendit, Kab. Situbondo, East Java - Indonesia	(62-338)3890300	-	RATNA DEWI FUSINA,SS	HRD MANAGER	*628113497666	Ratna@hongxin.co.id	Jawa Timur	Balai KIPM Surabaya I	Inspeksi: 18 MAR 2025; Laporan IM: 19 MAR 2025; Penugasan Timtek: 19 MAR 2025; Rekomendasi Timtek: 24 MAR 2025;	Bts Perbaikan: 18 APR 2025; Perbaikan: 18 APR 2025;	Alkali Treated Cottonii Chips	Receiving, Processing, Cooking, Drying, Packing/ Labeling, Storing	Penambahan Ruang Lingkup	B	32	351/PM/HACCP/ PK/03/25	24 MAR 2025
15	INDOMAS SETIA JAYA, CV	53.209.951.2-629.000	'1611210041506	RT. 023 RW. 004, Dusun Gares, Desa Tasikmadu, Kecamatan Watulimo, Kabupaten Trenggalek, East Java - Indonesia	081259481800				'081259481800		Jawa Timur	Balai KIPM Surabaya I	Inspeksi: 28 FEB 2025; Laporan IM: 03 MAR 2025; Penugasan Timtek: 03 MAR 2025; Rekomendasi Timtek: 05 MAR 2025;	Bts Perbaikan: 28 MAR 2025; Perbaikan: 28 MAR 2025;	Frozen Demersal Fish	Receiving, Preparing, Processing, Freezing, Packing/Labeling, Cold Storing, Stuffing	Baru	C	33	061/PM/HACCP/ PB/03/25	05 MAR 2025
															Frozen Pelagic Fish	Receiving, Preparing, Processing, Freezing, Packing/Labeling, Cold Storing, Stuffing	Baru	C	34	062/PM/HACCP/ PB/03/25	05 MAR 2025
16	INDONESIA LIFA ALGAE KARAGINAN INTERNATIONAL, PT	73.442.498.9-656.000	'9120401242902	Kp. Bukit Sema No. 105 A, Kelurahan Ardirejo, Kecamatan Panji, Kabupaten Situbondo, East Java - Indonesia	0338 3893210	0	QIU BEICAI	DIREKTUR UTAMA	'081346557058	lifaalgae105@gmail.com	Jawa Timur	Balai KIPM Surabaya I	Inspeksi: 28 FEB 2025; Laporan IM: 03 MAR 2025; Penugasan Timtek: 03 MAR 2025; Rekomendasi Timtek: 08 MAR 2025;	Bts Perbaikan: 28 MAR 2025; Perbaikan: 28 MAR 2025;	Alkali Treated Seaweed	Receiving, Processing, Drying, Packing/Labeling, Storing, Stuffing	Penambahan Ruang Lingkup	B	35	078/PM/HACCP/ PK/03/25	08 MAR 2025
															Refined Carrageenan	Receiving, Processing, Drying, Packing/Labeling, Storing, Stuffing	Perpanjangan	B	36	079/PM/HACCP/ PK/03/25	08 MAR 2025
															Semi Refined Carrageenan	Receiving, Preparing, Packing/Labeling, Cold Storing, Stuffing	Perpanjangan	B	37	080/PM/HACCP/ PK/03/25	08 MAR 2025
17	INDONESIA ALGAE PRIMA, PT	01.686.270.8-657.001	'8120002962955	Jl. Balekambang No. 99 Watugede, Singosari, Malang, East Java-Indonesia	(62-341) 458999	(62-341) 458553	TITO HARI WARSITO	KOORD. PRODUKSI	'0817538253	hariwarsitotito@yahoo.co.id	Jawa Timur	Balai KIPM Surabaya I	Inspeksi: 31 JAN 2025; Laporan IM: 31 JAN 2025; Penugasan Timtek: 03 FEB 2025; Rekomendasi Timtek: 06 FEB 2025;	Bts Perbaikan: 28 FEB 2025; Perbaikan: 18 FEB 2025;	Alkali Treated Cottonii Chips	Receiving, Processing, Packing/Labeling, Cold Storing, Stuffing	Perpanjangan	A	38	032/PM/HACCP/ PK/02/25	06 FEB 2025
18	INTI LAUTAN FAJAR ABADI, PT	03.008.406.5-624.000	'8120216182181	Jl. Wonokoyo I RT. 01 RW. 06, Desa Wonokoyo Kecamatan Beji, Kabupaten Pasuruan, East Java - Indonesia	(62-343) 655999	(62-343) 657772	ALIFIA MEGA BESTARI	QUALITY ASSURANCE SUPERVISOR	'082231998484	qa-div@intanseefood.com	Jawa Timur	Balai KIPM Surabaya I	Inspeksi: 25 FEB 2025; Laporan IM: 26 FEB 2025; Penugasan Timtek: 26 FEB 2025; Rekomendasi Timtek: 03 MAR 2025;	Bts Perbaikan: 25 MAR 2025; Perbaikan: 10 MAR 2025;	Fresh Demersal Fish	Receiving, Processing, Packing/Labeling, Chill Storing, Stuffing	Perpanjangan	A	39	023/PM/HACCP/ PS/03/25	03 MAR 2025
															Frozen Demersal Fish	Receiving, Whole/Filleting, Freezing, Packing/Labeling, Cold Storing, Stuffing	Perpanjangan	A	40	024/PM/HACCP/ PB/03/25	03 MAR 2025
															Frozen Pelagic Fish	Receiving, Preparing, Processing, Freezing, Packing/Labeling, Cold Storing, Stuffing	Perpanjangan	A	41	025/PM/HACCP/ PB/03/25	03 MAR 2025
															Frozen Tuna	Receiving, Processing, Freezing, Packing/Labeling,	Perpanjangan	A	42	026/PM/HACCP/ PB/03/25	03 MAR 2025

19	ISTANA CIPTA SEMBADA, PT	01.830.004.6-651.000	'8120011151568	Desa Laban Asem, Kabat, Banyuwangi, East Java - Indonesia	(62-333) 630200	-	ERMA PUSPARINI	DOCUMENT CONTROL	*62082216727576	dcr.bwi@ics-seafood.com	Jawa Timur	Balai KIPM Surabaya I	Inspeksi: 12 MAR 2025; Laporan IM: 13 MAR 2025; Perbaikan: 20 MAR 2025; Bts Perbaikan: 13 APR 2025; Inspeksi: 13 MAR 2025; Laporan IM: 14 MAR 2025; Perbaikan: 25 MAR 2025; Bts Perbaikan: 25 MAR 2025; Inspeksi: 13 MAR 2025; Laporan IM: 17 MAR 2025; Perbaikan: 20 MAR 2025;	Frozen Cooked Cephalopods	Receiving, Processing, Cooking, Freezing, Packing/Labeling, Cold Storing, Stuffing	Perpanjangan	A	43	257/PM/HACCP/PB/03/25	18 MAR 2025
														Frozen Cooked Shrimp	Receiving, Processing, Cooking, Freezing, Packing/Labeling, Cold Storing, Stuffing	Perpanjangan	A	44	258/PM/HACCP/PB/03/25	18 MAR 2025
														Frozen Demersal Fish	Receiving, Processing, Freezing, Packing/Labeling, Cold Storing, Stuffing	Perpanjangan	A	45	259/PM/HACCP/PB/03/25	18 MAR 2025
														Frozen Farm Raised Fish	Receiving, Processing, Freezing, Packing/Labeling, Cold Storing, Stuffing	Perpanjangan	A	46	260/PM/HACCP/PB/03/25	18 MAR 2025
														Frozen Pelagic Fish	Receiving, Preparing, Freezing, Packing/Labeling, Cold Storing, Stuffing	Perpanjangan	A	47	266/PM/HACCP/PB/03/25	19 MAR 2025
														Frozen Raw Cephalopod	Receiving, Preparing, Freezing, Packing/Labeling, Cold Storing, Stuffing	Perpanjangan	A	48	267/PM/HACCP/PB/03/25	19 MAR 2025
														Frozen Raw Shrimp	Receiving, Preparing, Freezing, Packing/Labeling, Cold Storing, Stuffing	Perpanjangan	A	49	268/PM/HACCP/PB/03/25	19 MAR 2025
														Frozen Value Added Seafood Product	Receiving, Preparing, Processing, Freezing, Packing/Labeling, Cold Storing, Stuffing	Perpanjangan	A	50	269/PM/HACCP/PB/03/25	19 MAR 2025
20	JUNDA EXIM INDONESIA, PT	60.902.557.2-603.000	'2009220101982	Jalan Raya Sawocangkring No. 87 E, Desa Sawocangkring, Kecamatan Wonoayu, Kabupaten Sidoarjo, East Java - Indonesia	085246726818	-	M. ISMAN ZALFIARDI	DIREKTUR	'085246726818	isman.muhammad07@gmail.com	Jawa Timur	Balai KIPM Surabaya I	Inspeksi: 25 FEB 2025; Laporan IM: 26 FEB 2025; Perbaikan: 26 FEB 2025; Bts Perbaikan: 03 MAR 2025;	Dried Sea Cucumber	Receiving, Processing, Drying, Packing/Labeling, Storing, Stuffing	Perpanjangan	B	51	022/PM/HACCP/PK/03/25	03 MAR 2025
21	LOUISIANA FAR EAST, PT	01.083.287.1-651.000	'8120119072991	Jl. Rembang Industri II/36-A, Kawasan Berikat (EPZ) PIER, Desa Pejangkung, Kec. Rembang, Kabupaten Pasuruan, East Java - Indonesia	(62-343) 740174, 740176	(62-343) 740175	MOCH FAISOL	QUALITY ASSURANCE	'085748300396	qc@ptffe.com	Jawa Timur	Balai KIPM Surabaya I	Inspeksi: 20 MAR 2025; Laporan IM: 20 MAR 2025; Perbaikan: 20 APR 2025; Bts Perbaikan: 20 MAR 2025; Inspeksi: 24 MAR 2025; Perbaikan: 28 FEB 2025; Laporan	Frozen Snail Meat	Receiving, Processing, Freezing, Packing/Labeling, Cold Storing, Stuffing	Penambahan Ruang Lingkup	A	52	393/PM/HACCP/PB/03/25	24 MAR 2025

											IM: 20 FEB 2025; Penugasan Timtek: 21 FEB 2025; Rekomendasi Timtek: 26 FEB 2025;										
												Frozen Value Added Seafood & Vegetarian Product	Receiving, Processing, Freezing, Packing/Labeling, Cold Storing, Stuffing	Perpanjangan	A	53	288/PM/HACCP/PB/02/25	26 FEB 2025			
22	MAYA MUNCAR, PT	01.137.423.8-651.000	'8120009890233	Jl. Sampangan No. 22, Desa Kedungrejo, Kec. Muncar, Kab. Banyuwangi, East Java - Indonesia	(62-333) 593463	(62-333) 593305	YOHANES WAHYUDI	QUALITY ASSURANCE	'085258263215	plant.mayamuncar@gmail.com	Jawa Timur	Balai KIPM Surabaya I	Inspeksi: 20 MAR 2025; Laporan IM: 25 MAR 2025; Penugasan Timtek: 25 MAR 2025; Rekomendasi Timtek: 26 MAR 2025;	Bts Perbaikan: 20 APR 2025; Perbaikan: 20 APR 2025;	Canned Sardine and Mackerel	Receiving, Preparing, Pre-cooking, Seaming, Retorting, Packing/Labeling, Storing, Stuffing	Perpanjangan	A	54	421/PM/HACCP/PL/03/25	26 MAR 2025
												Canned Tuna	Receiving, Precooking, Forming, Filling, Seaming, Retorting, Packing/Labeling, Storing, Stuffing	Perpanjangan	A	55	422/PM/HACCP/PL/03/25	26 MAR 2025			
23	NISON INDONESIA, PT	03.209.153.0-604.000	'0302230028015	Jl. Raya Tratas No.19, Desa Kedungringin, Kecamatan Muncar, Kabupaten Banyuwangi, East Java - Indonesia	0333593281	0333593281	JOAAN FAUSI MARUIS	GENERAL MANAGER	'081252266790	joan@nison.co.id	Jawa Timur	Balai KIPM Surabaya I	Inspeksi: 26 FEB 2025; Laporan IM: 27 FEB 2025; Penugasan Timtek: 27 FEB 2025; Rekomendasi Timtek: 03 MAR 2025;	Bts Perbaikan: 26 MAR 2025; Perbaikan: 06 MAR 2025;	Canned Sardine	Receiving, Preparing, Pre-cooking, Seaming, Retorting, Packing/Labeling, Storing, Stuffing	Baru	B	56	035/PM/HACCP/PL/03/25	03 MAR 2025
												Canned Tuna	Receiving, Preparing, Pre-cooking, Seaming, Retorting, Packing/Labeling, Storing, Stuffing	Baru	B	57	036/PM/HACCP/PL/03/25	03 MAR 2025			
24	PANCA MITRA MULTI PERDANA, PT	01.821.663.0-651.000	'8120009802176	Jl. Raya Banyuwangi Km. 10 Desa Landangan, Kec. Kapongan, Kab. Situbondo, East Java - Indonesia	(62-338) 672221, 677622	(62-338) 672347	SUYUD KUSRINTO	DIREKTUR OPERASIONAL	'0811352849	suyudkusrinto@pancamitra.com	Jawa Timur	Balai KIPM Surabaya I	Inspeksi: 03 FEB 2025; Laporan IM: 06 FEB 2025; Penugasan Timtek: 07 FEB 2025; Rekomendasi Timtek: 11 FEB 2025;	Bts Perbaikan: 03 MAR 2025; Perbaikan: 03 MAR 2025;	Frozen Cooked Shrimp	Receiving, Processing, Cooking, Freezing, Packing/Labeling, Cold Storing, Stuffing	Perpanjangan	A	58	077/PM/HACCP/PB/02/25	11 FEB 2025
												Frozen Raw Shrimp	Receiving, Preparing, Processing, Freezing, Packing/Labeling, Cold Storing, Stuffing	Perpanjangan	A	59	078/PM/HACCP/PB/02/25	11 FEB 2025			
25	PHILLIPS SEAFOODS INDONESIA, PT	01.070.707.3-057.000	'8120219101125	Jl. Raya Kemantren Rejo Km 10, Desa Kemantren Rejo, Kec. Rejos, Kabupaten Pasuruan, East Java - Indonesia	(62-343) 481566	(62-343) 482543	RINA HIDAYAT	QA MANAGER	'085697907928	rhidayat@phillipsfoods.com	Jawa Timur	Balai KIPM Surabaya I	Inspeksi: 26 FEB 2025; Laporan IM: 27 FEB 2025; Penugasan Timtek: 28 FEB 2025; Rekomendasi Timtek: 03 MAR 2025;	Bts Perbaikan: 26 MAR 2025; Perbaikan: 26 MAR 2025;	Frozen Value Added Crab	Receiving, Processing, Freezing, Packing/Labeling, Cold Storing, Stuffing	Perpanjangan	B	60	027/PM/HACCP/PB/03/25	03 MAR 2025
												Frozen Value Added Squid	Receiving, Processing, Freezing, Packing/Labeling, Cold Storing, Stuffing	Perpanjangan	B	61	028/PM/HACCP/PB/03/25	03 MAR 2025			
26	S.K. FOODS INDONESIA, PT	01.069.312.5-057.000	'9120008382598	Jl. Berbek Industri I/3, Desa Berbek, Kecamatan Waru, Kabupaten Sidoarjo, East Java - Indonesia	081333673805				'08113695830		Jawa Timur	Balai KIPM Surabaya I	Inspeksi: 19 MAR 2025; Laporan IM: 19 MAR 2025; Penugasan Timtek: 19 MAR 2025; Rekomendasi	Bts Perbaikan: 19 APR 2025; Perbaikan: 25 MAR 2025;	Frozen Shrimp	Receiving, Processing, Freezing, Packing/Labeling, Cold Storing, Stuffing	Baru	B	62	377/PM/HACCP/PB/03/25	24 MAR 2025

27	SAMODRA BERKAH INDONESIA, PT	41.433.739.4-453.000	*1293000210893	Pergudangan Safe n Lock Blok BA1 Kav. 7031, Jl. Veteran KM 5.5, Desa Rangkah Kidul, Kecamatan Sidoarjo, Kabupaten Sidoarjo, East Java - Indonesia	08118868889		AGA MUFTI PRADIPTA	DIREKTUR	'08118868889	08118868889	Jawa Timur	Balai KIPM Surabaya I	Inspeksi: 19 MAR 2025; Laporan IM: 20 MAR 2025; Penugasan Timtek: 25 MAR 2025; Rekomendasi Timtek: 25 MAR 2025;	Bts Perbaikan: 19 APR 2025; Perbaikan: 19 APR 2025;	Frozen Demersal Fish	Receiving, Preparing, Processing, Freezing, Packing/Labeling, Cold Storing, Stuffing	Baru	C	63	394/PM/HACCP/PB/03/25	25 MAR 2025
															Frozen Pelagic Fish	Receiving, Preparing, Processing, Freezing, Packing/Labeling, Cold Storing, Stuffing	Baru	C	64	395/PM/HACCP/PB/03/25	25 MAR 2025
															Frozen Tuna	Receiving, Preparing, Processing, Freezing, Packing/Labeling, Cold Storing, Stuffing	Baru	C	65	396/PM/HACCP/PB/03/25	25 MAR 2025
28	SAMUDRA KENCANA MINA, PT	02.967.929.7-641.000	'8120101902214	Central Square E. 31, Jl. Ahmad Yani 41 -43 Gedangan, Sidoarjo, East Java - Indonesia	(62-31) 8547202	(62-31) 8547196	PRA SUGIRIANTO	DIREKTUR	'0811992244	qc.samudrakencanamina@gmail.com	Jawa Timur	Balai KIPM Surabaya I	Inspeksi: 26 FEB 2025; Laporan IM: 26 FEB 2025; Penugasan Timtek: 27 FEB 2025; Rekomendasi Timtek: 03 MAR 2025;	Bts Perbaikan: 26 MAR 2025; Perbaikan: 03 MAR 2025;	Frozen Cephalopods	Receiving, Preparing, Processing, Freezing, Packing/Labeling, Cold Storing, Stuffing	Perpanjangan	A	66	031/PM/HACCP/PB/03/25	03 MAR 2025
															Frozen Demersal Fish	Receiving, Preparing, Processing, Freezing, Packing/Labeling, Cold Storing, Stuffing	Perpanjangan	A	67	032/PM/HACCP/PB/03/25	03 MAR 2025
															Frozen Farm Raised Fish	Receiving, Preparing, Processing, Freezing, Packing/Labeling, Cold Storing, Stuffing	Perpanjangan	A	68	033/PM/HACCP/PB/03/25	03 MAR 2025
															Frozen Pelagic Fish	Receiving, Preparing, Processing, Freezing, Packing/Labeling, Cold Storing, Stuffing	Perpanjangan	A	69	034/PM/HACCP/PB/03/25	03 MAR 2025
29	SARI LAUT JAYA FOOD PRODUCTS, PT	75.545.429.5-627.000	'8120014043007	Jl. Smpangan B1/A Desa Kedungrejo, Kec. Muncar, Kab. Banyuwangi, East Java - Indonesia	(62-333) 591888	(62-333) 593321	FURIYANTO ANDOYO	PLANT MANAGER	'0333593322	fury@sarilautjaya.com	Jawa Timur	Balai KIPM Surabaya I	Inspeksi: 19 FEB 2025; Laporan IM: 20 FEB 2025; Penugasan Timtek: 20 FEB 2025; Rekomendasi Timtek: 26 FEB 2025;	Bts Perbaikan: 19 MAR 2025; Perbaikan: 19 MAR 2025;	Canned Sardine and Mackerel	Receiving, Preparing, Pre-cooking, Seaming, Retorting, Packing/Labeling, Storing, Stuffing	Perpanjangan	B	70	287/PM/HACCP/PL/02/25	26 FEB 2025
30	SEKAR BUMI TBK PLANT I, PT	01.148.487.0-054.000	'8120008802502	Jalan Raya Tebel, Desa Tebel, Gedangan Sidoarjo, East Java - Indonesia	(62-31) 8951910	(62-31) 8951915	IR, BAMBANG KRISTANTO	PLANT MANAGER	'08113001122	bangkriz@yahoo.com	Jawa Timur	Balai KIPM Surabaya I	Inspeksi: 23 JAN 2025; Laporan IM: 23 JAN 2025; Penugasan Timtek: 24 JAN 2025; Rekomendasi Timtek: 25 JAN 2025;	Bts Perbaikan: 23 FEB 2025; Perbaikan: 07 FEB 2025;	Frozen Froglegs	Receiving, Preparing, Freezing, Packing/Labeling, Cold Storing, Stuffing	Perpanjangan	A	71	124/PM/HACCP/PB/01/25	25 JAN 2025
31	SEKAR BUMI TBK PLANT II, PT	01.148.487.0-054.000	'8120008802502	Jl. Jenggolo II/17, Kel. Pucang, Kec. Sidoarjo, Kabupaten Sidoarjo, East Java - Indonesia	(62-31) 8951910	(62-31) 8951915	TAATI	QA MANAGER	'082334284355	taati@sekarbumi.net	Jawa Timur	Balai KIPM Surabaya I	Inspeksi: 04 FEB 2025; Laporan IM: 04 FEB 2025; Penugasan Timtek: 05 FEB 2025; Rekomendasi Timtek: 07 FEB 2025; Inspeksi: 03 FEB 2025;	Bts Perbaikan: 04 MAR 2025; Perbaikan: 04 MAR 2025; Bts Perbaikan: 03 MAR 2025; Perbaikan:	Frozen Cephalopods	Receiving, Preparing, Freezing, Packing/Labeling, Cold Storing, Stuffing	Perpanjangan	A	72	059/PM/HACCP/PB/02/25	07 FEB 2025

											Laporan IM: 04 FEB 2025; Penugasan Timtek: 05 FEB 2025; Rekomendasi Timtek: 11 FEB 2025;	03 MAR 2025;									
														Frozen Cooked Cephalopods	Receiving, Preparing, Boiling, Freezing, Packing/Labeling, Cold Storing, Stuffing	Perpanjangan	A	73	060/PM/HACCP/PB/02/25	07 FEB 2025	
														Frozen Cooked Shrimp	Receiving, Processing, Cooking, Freezing, Packing/Labeling, Cold Storing, Stuffing	Perpanjangan	A	74	079/PM/HACCP/PB/02/25	11 FEB 2025	
														Frozen Demersal Fish	Receiving, Processing, Freezing, Packing/Labeling, Cold Storing, Stuffing	Perpanjangan	A	75	080/PM/HACCP/PB/02/25	11 FEB 2025	
														Frozen Farm Raised Fish	Receiving, Processing, Freezing, Packing/Labeling, Cold Storing, Stuffing	Perpanjangan	A	76	081/PM/HACCP/PB/02/25	11 FEB 2025	
														Frozen Raw Shrimp	Receiving, Processing, Freezing, Packing/Labeling, Cold Storing, Stuffing	Perpanjangan	A	77	082/PM/HACCP/PB/02/25	11 FEB 2025	
														Frozen Value Added Seafood Product	Receiving, Preparing, Blending, Freezing, Packing/Labeling, Cold Storing, Stuffing	Perpanjangan	A	78	061/PM/HACCP/PB/02/25	07 FEB 2025	
32	SEKAR LAUT TBK, PT	01.140.938.0-054.000	'8120311100056	Jl. Jenggolo II/17, Sidoarjo East Java - Indonesia	(62-31) 8921036, 8921605	(62-31) 8941244	TIMOTIUS DEFRI P.G.	QUALITY CONTROL MANAGER	'081803857860	quality@sekarlaut.id	Jawa Timur	Balai KIPM Surabaya I	Inspeksi: 23 JAN 2025; Laporan IM: 23 JAN 2025; Penugasan Timtek: 24 JAN 2025; Rekomendasi Timtek: 31 JAN 2025; Inspeksi: 06 FEB 2025; Laporan IM: 06 FEB 2025; Penugasan Timtek: 07 FEB 2025; Rekomendasi Timtek: 10 FEB 2025;	Bts Perbaikan: 23 FEB 2025; Perbaikan: 23 FEB 2025; Bts Perbaikan: 06 MAR 2025; Perbaikan: 06 MAR 2025;	Anchovy Chili Paste	Receiving, Processing, Packing/Labeling, Storing, Stuffing	Perpanjangan	A	79	156/PM/HACCP/PL/01/25	31 JAN 2025
														Fish Crackers	Receiving, Preparing, Cooking, Drying, Packing/Labeling, Storing, Stuffing	Naik Grade	A	80	072/PM/HACCP/IPK/02/25	10 FEB 2025	
														Fried Fish Crackers	Receiving, Processing, Drying, Frying, Packing/Labeling, Storing, Stuffing	Naik Grade	A	81	073/PM/HACCP/IPK/02/25	10 FEB 2025	
														Fried Shrimp Crackers	Receiving, Processing, Drying, Frying, Packing/Labeling, Storing, Stuffing	Naik Grade	A	82	074/PM/HACCP/IPK/02/25	10 FEB 2025	
														Shrimp Chili Paste	Receiving, Processing, Packing/Labeling, Storing, Stuffing	Perpanjangan	A	83	157/PM/HACCP/PL/01/25	31 JAN 2025	
														Shrimp Crackers	Receiving, Preparing, Cooking, Drying, Packing/Labeling, Storing, Stuffing	Naik Grade	A	84	075/PM/HACCP/IPK/02/25	10 FEB 2025	

33	SINAR TIRTA, CV	02.825.085.0-604.000	'8120118041591	Jl. Rembang Industri VIII/3 Pier Pasuruan, Desa Pejangkalan, Kec. Rembang, Kabupaten Pasuruan, East Java - Indonesia	(62-343) 6431155	(62-343) 6431155	EDWARD ELGAR LIEMCOLN	QA	'0818508127	cvsinartirta@gmail.com	Jawa Timur	Balai KIPM Surabaya I	Inspeksi: 14 MAR 2025; Laporan IM: 17 MAR 2025; Perbaikan: 25 MAR 2025; Penugasan Timtek: 17 MAR 2025; Rekomendasi Timtek: 24 MAR 2025;	Bts Perbaikan: 14 APR 2025; Perbaikan: 25 MAR 2025;	Frozen Cephalopods	Receiving, Preparing, Processing, Freezing, Packing/Labeling, Cold Storing, Stuffing	Perpanjangan	B	85	289/PM/HACCP/PB/03/25	19 MAR 2025
															Frozen Demersal Fish	Receiving, Preparing, Processing, Freezing, Packing/Labeling, Cold Storing, Stuffing	Perpanjangan	B	86	290/PM/HACCP/PB/03/25	19 MAR 2025
															Frozen Shellfish	Receiving, Preparing, Processing, Freezing, Packing/Labeling, Cold Storing, Stuffing	Perpanjangan	B	87	291/PM/HACCP/PB/03/25	19 MAR 2025
34	SUMBER PANGAN NUSANTARA, PT	01.643.415.0-643.001	'8120205991786	Jl. Raya Buduran No. 355 Sidoarjo, East Java - Indonesia	(62-31) 8961241	(62-31) 8950939	WIYONO PANTORO	PLANT MANAGER	'0318961241	spnmkt@rad.net.id	Jawa Timur	Balai KIPM Surabaya I	Inspeksi: 11 MAR 2025; Laporan IM: 11 MAR 2025; Penugasan Timtek: 12 MAR 2025; Rekomendasi Timtek: 15 MAR 2025; Inspeksi: 12 MAR 2025; Laporan IM: 13 MAR 2025; Penugasan Timtek: 13 MAR 2025; Rekomendasi Timtek: 15 MAR 2025;	Bts Perbaikan: 11 APR 2025; Perbaikan: 19 MAR 2025; Bts Perbaikan: 12 APR 2025; Perbaikan: 19 MAR 2025;	Frozen Demersal Fish	Receiving, Processing, Freezing, Packing/Labeling, Cold Storing, Stuffing	Perpanjangan	A	88	187/PM/HACCP/PB/03/25	15 MAR 2025
															Frozen Farm Raised Fish	Receiving, Processing, Freezing, Packing/Labeling, Cold Storing, Stuffing	Perpanjangan	A	89	188/PM/HACCP/PB/03/25	15 MAR 2025
															Frozen Froglegs	Receiving, Processing, Freezing, Packing/Labeling, Cold Storing, Stuffing	Perpanjangan	A	90	189/PM/HACCP/PB/03/25	15 MAR 2025
															Frozen Pelagic Fish	Receiving, Processing, Freezing, Packing/Labeling, Cold Storing, Stuffing	Perpanjangan	A	91	190/PM/HACCP/PB/03/25	15 MAR 2025
															Frozen Shrimp	Receiving, Preparing, Freezing, Packing/Labeling, Cold Storing, Stuffing	Perpanjangan	A	92	191/PM/HACCP/PB/03/25	15 MAR 2025
35	SURYA ADIKUMALA ABADI, PT	01.438.633.8-641.000	'8120002821618	Jl. Raya Situbondo - Banyuwangi, Km.17, Bangsring, Wongsorejo, Banyuwangi, East Java - Indonesia	(62 - 333) 510677	(62 - 333) 511400	HENDRA SAPUTRA	FACTORY MANAGER	'087883213000	quality@ptsaa.com	Jawa Timur	Balai KIPM Surabaya I	Inspeksi: 25 FEB 2025; Laporan IM: 27 FEB 2025; Penugasan Timtek: 27 FEB 2025; Rekomendasi Timtek: 03 MAR 2025;	Bts Perbaikan: 25 MAR 2025; Perbaikan: 03 MAR 2025;	Frozen Cooked Shrimp	Receiving, Preparing, Processing, Freezing, Packing/Labeling, Cold Storing, Stuffing	Perpanjangan	A	93	020/PM/HACCP/PB/03/25	03 MAR 2025
															Frozen Raw Shrimp	Receiving, Preparing, Freezing, Packing/Labeling, Cold Storing, Stuffing	Perpanjangan	A	94	021/PM/HACCP/PB/03/25	03 MAR 2025
36	SURYA ALAM TUNGGAL, PT	01.233.310.0-643.001	'8120001820245	Jl. Raya Tropodo No. 126, Wanu, Sidoarjo, East	031-8667575	031-8667500	SRI WIDJIASTUTI	FACTORY MANAGER	'081330954422	dcr@pt-sat.com	Jawa Timur	Balai KIPM Surabaya I	Inspeksi: 23 JAN 2025; Laporan IM: 23 JAN 2025;	Bts Perbaikan: 23 FEB 2025; Perbaikan:	Frozen Cooked Shrimp	Receiving, Processing, Cooking, Freezing, Packing/Labeling,	Perpanjangan	A	95	153/PM/HACCP/PB/01/25	31 JAN 2025

			Java - Indonesia									Penugasan Timtek: 24 JAN 2025; Rekomendasi Timtek: 31 JAN 2025;	06 FEB 2025;		Cold Storing, Stuffing									
														Frozen Froglegs	Receiving, Processing, Freezing, Packing/Labeling, Cold Storing, Stuffing	Perpanjangan	A	96	154/PM/HACCP/PB/01/25	31 JAN 2025				
														Frozen Raw Shrimp	Receiving, Processing, Freezing, Packing/Labeling, Cold Storing, Stuffing	Perpanjangan	A	97	155/PM/HACCP/PB/01/25	31 JAN 2025				
37	SURYA INDOALGAS, PT	01.526.655.4-614.000	'8120003822374	Jalan Raya Wonorejo, Desa Jimbaran Wetan, Kec. Wonorejo, Kab. Sidoarjo, East Java - Indonesia	(62-31) 8853174	(62-31) 8853175	UMI FITRIA FEBRIANI	DOCUMENT CONTROL	'082331230097	indoalgasdc@gmail.com	Jawa Timur	Balai KIPM Surabaya I	Inspeksi: 13 FEB 2025; Laporan IM: 18 FEB 2025; Penugasan Timtek: 18 FEB 2025; Rekomendasi Timtek: 22 FEB 2025;	Bts Perbaikan: 13 MAR 2025; Perbaikan: 13 MAR 2025;	Agar-Agar Powder	Receiving, Handling, Drying, Packing/Labeling, Storing, Stuffing	Perpanjangan	B	98	249/PM/HACCP/PK/02/25	22 FEB 2025			
														Alkali Treated Gracilaria	Receiving, Processing, Drying, Packing/Labeling, Storing, Stuffing	Perpanjangan	B	99	250/PM/HACCP/PK/02/25	22 FEB 2025				
														Dried Seaweed	Receiving, Handling, Drying, Packing/Labeling, Storing, Stuffing	Perpanjangan	B	100	251/PM/HACCP/PK/02/25	22 FEB 2025				
38	SURYA INTI ANEKA PANGAN, PT	02.637.999.0-603.000	'8120009991788	Jl. Yos Sudarso No.8, Desa Bulang, Kecamatan Prambon, Kabupaten Sidoarjo, East Java - Indonesia	031-99621777	-	CANDRA SURYA GUNAWAN	DIREKTUR OPERASIONAL	'087851811888	candra@ptsiap.com	Jawa Timur	Balai KIPM Surabaya I	Inspeksi: 10 JAN 2025; Laporan IM: 14 JAN 2025; Penugasan Timtek: 14 JAN 2025; Rekomendasi Timtek: 18 JAN 2025;	Bts Perbaikan: 10 FEB 2025; Perbaikan: 04 FEB 2025;	Fish Crackers	Receiving, Preparing, Cooking, Drying, Packing/Labeling, Storing, Stuffing	Perpanjangan	A	101	049/PM/HACCP/PK/01/25	18 JAN 2025			
														Shrimp Crackers	Receiving, Preparing, Cooking, Drying, Packing/Labeling, Storing, Stuffing	Perpanjangan	A	102	050/PM/HACCP/PK/01/25	18 JAN 2025				
39	TRI MITRA MAKMUR, PT	02.268.035.9-723.000	'8120111021183	Jl. Raya Banyuwangi Dusun Laok Bindung, RT. 02 RW. 03, Ds. Landangan, Kec. Kapongan, Kab. Situbondo, East Java - Indonesia	(62-338) 676551	(62-338) 676551	SUYUD KUSRINTO	DIREKTUR OPERASIONAL	'*62 811-352-849	qa.stb@trimitramakmur.com	Jawa Timur	Balai KIPM Surabaya I	Inspeksi: 17 MAR 2025; Laporan IM: 18 MAR 2025; Penugasan Timtek: 19 MAR 2025; Rekomendasi Timtek: 24 MAR 2025; Inspeksi: 04 FEB 2025; Laporan IM: 05 FEB 2025; Penugasan Timtek: 05 FEB 2025; Rekomendasi Timtek: 11 FEB 2025;	Bts Perbaikan: 17 APR 2025; Perbaikan: 20 MAR 2025; Bts Perbaikan: 04 MAR 2025; Perbaikan: 04 MAR 2025;	Frozen Breaded Shrimp	Receiving, Processing, Freezing, Packing/Labeling, Cold Storing, Stuffing	Perpanjangan	A	103	341/PM/HACCP/PB/03/25	24 MAR 2025			
														Frozen Cooked Shrimp	Receiving, Preparing, Blending, Pre-Cooking, Freezing, Packing/Labeling, Cold Storing, Stuffing	Perpanjangan	A	104	084/PM/HACCP/PB/02/25	11 FEB 2025				
														Frozen Raw Shrimp	Receiving, Preparing, Freezing, Packing/Labeling, Cold Storing, Stuffing	Perpanjangan	A	105	085/PM/HACCP/PB/02/25	11 FEB 2025				
40	WINDUBLAMBANGAN SEJATI, PT	01.465.954.4-651.000	'9120306842306	Jl. Gatot Subroto Km. 5 No. 18, Banyuwangi,	(62 - 333) 423035	-	ARISYA HALDIANITA	DOCUMENT CONTROLLER	'085236580001	riris.fsqa@gmail.com	Jawa Timur	Balai KIPM Surabaya I	Inspeksi: 04 FEB 2025; Laporan IM: 05 FEB	Bts Perbaikan: 04 MAR 2025;	Frozen Cooked Cephalopods	Receiving, Preparing, Cooking, Freezing,	Perpanjangan	A	106	062/PM/HACCP/PB/02/25	07 FEB 2025			

East Java -
Indonesia

2025;
Penugasan
Timtek: 05
FEB 2025;
Rekomendasi
Timtek: 07
FEB 2025;
Inspeksi:
06 FEB 2025;
Laporan
IM: 06 FEB
2025;
Penugasan
Timtek: 07
FEB 2025;
Rekomendasi
Timtek: 07
FEB 2025;

Perbaikan:
14 FEB
2025;
Bts
Perbaikan:
06 MAR
2025;
Perbaikan:
01 MAR
2025;

	Packing/Labeling, Cold Storing, Stuffing					
Frozen Cooked Shrimp	Receiving, Preparating, Cooking, Freezing, Packing/Labeling, Cold Storing, Stuffing	Perpanjangan	A	107	063/PM/HACCP/PB/02/25	07 FEB 2025
Frozen Demersal Fish	Receiving, Whole/Filetting, Freezing, Packing/Labeling, Cold Storing, Stuffing	Perpanjangan	A	108	053/PM/HACCP/PB/02/25	07 FEB 2025
Frozen Pelagic Fish	Receiving, Whole/Filetting, Freezing, Packing/Labeling, Cold Storing, Stuffing	Perpanjangan	A	109	054/PM/HACCP/PB/02/25	07 FEB 2025
Frozen Raw Cephalopod	Receiving, Preparating, Freezing, Packing/Labeling, Cold Storing, Stuffing	Perpanjangan	A	110	064/PM/HACCP/PB/02/25	07 FEB 2025
Frozen Raw Shrimp	Receiving, Preparating, Freezing, Packing/Labeling, Cold Storing, Stuffing	Perpanjangan	A	111	065/PM/HACCP/PB/02/25	07 FEB 2025
Frozen Tuna	Receiving, Preparating, Freezing, Packing/Labeling, Cold Storing, Stuffing	Perpanjangan	A	112	055/PM/HACCP/PB/02/25	07 FEB 2025

**REKAP PENERBITAN SERTIFIKAT SKP BALAI KIPM SURABAYA I
PERIODE JANUARI S.D. MARET 2025**

No.	NAMA UPI	LOKASI (KAB/KOTA)	SKALA USAHA	JENIS PERMOHONAN	NAMA PRODUK	NO. SKP	TGL. TERBIT	MASA BERLAKU S.D.
1	LISA FROZEN	Kabupaten Sidoarjo	Usaha Mikro	baru	Ikan Pelagis Beku (Teri, Baby Tuna, Lemuru, Barakuda, Tongkol, Kembung, Belanak, Salmon, Cakalang, Tenggiri, Kapasan, Wader)	35123/35/SKP/BK/I/2025	03/01/2025	03/01/2027
2	LISA FROZEN	Kabupaten Sidoarjo	Usaha Mikro	baru	Ikan Demersal Beku (Kuniran, Kerapu, Layur, Bawal, Kakap Merah)	35124/35/SKP/BK/I/2025	03/01/2025	03/01/2027
3	LISA FROZEN	Kabupaten Sidoarjo	Usaha Mikro	baru	Udang Beku	35125/35/SKP/BK/I/2025	03/01/2025	03/01/2027
4	LISA FROZEN	Kabupaten Sidoarjo	Usaha Mikro	baru	Ikan Hasil Budidaya Beku	35126/35/SKP/BK/I/2025	03/01/2025	03/01/2027
5	LISA FROZEN	Kabupaten Sidoarjo	Usaha Mikro	baru	Kerang Beku	35127/35/SKP/BK/I/2025	03/01/2025	03/01/2027
6	LISA FROZEN	Kabupaten Sidoarjo	Usaha Mikro	baru	Cephalopoda Beku (Gurita, Cumi-cumi)	35128/35/SKP/BK/I/2025	03/01/2025	03/01/2027
7	LISA FROZEN	Kabupaten Sidoarjo	Usaha Mikro	baru	Bandeng Tanpa Duri	35129/35/SKP/BK/I/2025	03/01/2025	03/01/2027
8	UKM EVAVI JAYA	Kota Madiun	Usaha Mikro	baru	Abon Ikan	35122/35/SKP/LN/I/2025	03/01/2025	03/01/2027
9	PT. ANUGERAH TIGA PERSADA	Kabupaten Tulungagung	Usaha Mikro	baru	Fillet Ikan Beku	35137/35/SKP/BK/I/2025	06/01/2025	06/01/2027
10	UD. DHADEN KURNIA ABADI	Kabupaten Malang	Usaha Mikro	perpanjangan	Fillet Patin Beku	35144/35/SKP/BK/I/2025	07/01/2025	07/01/2027
11	PT. PANGAN SUKSES GEMILANG	Kabupaten Trenggalek	Usaha Mikro	perpanjangan	Fillet Patin Beku	35158/35/SKP/BK/I/2025	09/01/2025	09/01/2027
12	PT. SURYA INDOALGAS	Kabupaten Sidoarjo	Usaha Besar	perpanjangan	Tepung Agar-agar	35160/35/SKP/RD/I/2025	10/01/2025	10/01/2027
13	PT. PLANT III PT. TRI MITRA MAKMUR	Kabupaten Situbondo	Usaha Besar	perpanjangan	Udang Masak Beku	35162/35/SKP/BK/I/2025	10/01/2025	10/01/2027
14	PT. PLANT III PT. TRI MITRA MAKMUR	Kabupaten Situbondo	Usaha Besar	perpanjangan	Udang Mentah Beku	35163/35/SKP/BK/I/2025	10/01/2025	10/01/2027
15	PT. GRAHAMAKMUR CIPTAPRATAMA	Kabupaten Sidoarjo	Usaha Besar	perpanjangan	Udang Mentah Beku	35174/35/SKP/BK/I/2025	10/01/2025	10/01/2027
16	PT. GRAHAMAKMUR CIPTAPRATAMA	Kabupaten Sidoarjo	Usaha Besar	perpanjangan	Udang Rebus Beku	35175/35/SKP/BK/I/2025	10/01/2025	10/01/2027
17	CV. SINAR TIRTA	Kabupaten Pasuruan	Usaha Kecil	perpanjangan	Cephalopoda Beku (Sotong, Cumi Karet, Gurita, Cumi-cumi)	35176/35/SKP/BK/I/2025	10/01/2025	10/01/2027
18	CV. SINAR TIRTA	Kabupaten Pasuruan	Usaha Kecil	perpanjangan	Kerang Beku	35179/35/SKP/BK/I/2025	10/01/2025	10/01/2027
19	CV. SINAR TIRTA	Kabupaten Pasuruan	Usaha Kecil	perpanjangan	Fillet Ikan Beku	35181/35/SKP/BK/I/2025	10/01/2025	10/01/2027
20	BAHAGIA	Kabupaten Sidoarjo	Usaha Kecil	perpanjangan	Kerupuk Udang	35182/35/SKP/LN/I/2025	10/01/2025	10/01/2027
21	PT. AGROMINA WICAKSANA	Kabupaten Sidoarjo	Usaha Kecil	perpanjangan	Telur Ikan Terbang Kering	35173/35/SKP/KR/I/2025	10/01/2025	10/01/2027
22	PT. AGROMINA WICAKSANA	Kabupaten Sidoarjo	-	perpanjangan	Ikan Hasil Budidaya Beku (Lele, Bandeng, Nila)	35166/35/SKP/BK/I/2025	10/01/2025	10/01/2027
23	PT. AGROMINA WICAKSANA	Kabupaten Sidoarjo	-	perpanjangan	Ikan Demersal Beku (Gabus Laut, Gulama, Emperor, Manyung, Kerapu, Gerot-gerot, Kakatua, Kakap Merah, Kurisi)	35167/35/SKP/BK/I/2025	10/01/2025	10/01/2027
24	PT. AGROMINA WICAKSANA	Kabupaten Sidoarjo	Usaha Kecil	perpanjangan	Ikan Pelagis Beku (Barakuda, Kembung, Muroaji, Tenggiri)	35169/35/SKP/BK/I/2025	10/01/2025	10/01/2027
25	PT. AGROMINA WICAKSANA	Kabupaten Sidoarjo	Usaha Kecil	perpanjangan	Cephalopoda Mentah Beku (Sotong, Gurita, Cumi-cumi)	35168/35/SKP/BK/I/2025	10/01/2025	10/01/2027
26	PT. AGROMINA WICAKSANA	Kabupaten Sidoarjo	Usaha Kecil	perpanjangan	Udang Mentah Beku	35172/35/SKP/BK/I/2025	10/01/2025	10/01/2027
27	PT. AGROMINA WICAKSANA	Kabupaten Sidoarjo	Usaha Kecil	perpanjangan	Tuna Beku	35171/35/SKP/BK/I/2025	10/01/2025	10/01/2027

No.	NAMA UPI	LOKASI (KAB/KOTA)	SKALA USAHA	JENIS PERMOHONAN	NAMA PRODUK	NO. SKP	TGL. TERBIT	MASA BERLAKU S.D.
28	PT. AGROMINA WICAKSANA	Kabupaten Sidoarjo	Usaha Kecil	perpanjangan	Telur Ikan Terbang Beku	35170/35/SKP/BK/I/2025	10/01/2025	10/01/2027
29	PT. FISHINDO CITRA SAMUDRA	Kabupaten Sidoarjo	Usaha Menengah	perpanjangan	Ikan Demersal Beku (Kakap Putih, Bawal Hitam, Kerapu Bintik, Lencam, Kerapu, Layur, Bawal, Kakap Merah, Kakap, Kurisi, Ekor Kuning)	35278/35/SKP/BK/I/2025	16/01/2025	16/01/2027
30	PT. FISHINDO CITRA SAMUDRA	Kabupaten Sidoarjo	Usaha Menengah	perpanjangan	Cephalopoda Beku (Sotong, Gurita, Cumi-cumi)	35277/35/SKP/BK/I/2025	16/01/2025	16/01/2027
31	PT. BUMI MENARA INTERNUSA - DAMPIT	Kabupaten Malang	Usaha Besar	perpanjangan	Udang Masak Beku	35329/35/SKP/BK/I/2025	22/01/2025	22/01/2027
32	CV. BINTANG LAUT PUTRA	Kabupaten Pasuruan	Usaha Mikro	baru	Udang Mentah Beku	35340/35/SKP/BK/I/2025	22/01/2025	22/01/2027
33	CV. BINTANG LAUT PUTRA	Kabupaten Pasuruan	Usaha Mikro	baru	Cephalopoda Beku (Sotong, Gurita, Cumi-cumi)	35341/35/SKP/BK/I/2025	22/01/2025	22/01/2027
34	CV. BINTANG LAUT PUTRA	Kabupaten Pasuruan	Usaha Menengah	baru	Ikan Pelagis Beku (Sebelah, Makerel, Malalugis, Marlin, Sarden, Cakalang, Tuna Cakalang)	35337/35/SKP/BK/I/2025	22/01/2025	22/01/2027
35	CV. BINTANG LAUT PUTRA	Kabupaten Pasuruan	Usaha Menengah	baru	Ikan Demersal Beku (Bawal Hitam, Belut Conger, Gulama, Emperor, Kerapu, Sukang, Beloso, Kakap Merah, Jenggot, Seabream, Kakap, Selar Kuning, Ekor Kuning, White Croaker)	35338/35/SKP/BK/I/2025	22/01/2025	22/01/2027
36	CV. BINTANG LAUT PUTRA	Kabupaten Pasuruan	Usaha Menengah	baru	Ikan Beku Hasil Budidaya (Lele, Bandeng, Mujair, Patin, Nila)	35339/35/SKP/BK/I/2025	22/01/2025	22/01/2027
37	PT. ALTER TRADE INDONESIA	Kabupaten Sidoarjo	Usaha Besar	perpanjangan	Udang Berlapis Tepung Beku	35331/35/SKP/BK/I/2025	22/01/2025	22/01/2027
38	PT. SEKAR LAUT, TBK	Kabupaten Sidoarjo	Usaha Mikro	perpanjangan	Sambal Teri	35335/35/SKP/LN/I/2025	22/01/2025	22/01/2027
39	PT. SEKAR LAUT, TBK	Kabupaten Sidoarjo	Usaha Mikro	perpanjangan	Sambal Terasi Udang	35336/35/SKP/LN/I/2025	22/01/2025	22/01/2027
40	PT. SEKAR LAUT, TBK	Kabupaten Sidoarjo	Usaha Menengah	perpanjangan	Kerupuk Ikan, Kerupuk Udang	35333/35/SKP/KR/I/2025	22/01/2025	22/01/2027
41	PT. SEKAR LAUT, TBK	Kabupaten Sidoarjo	Usaha Menengah	perpanjangan	Kerupuk Ikan Goreng, Kerupuk Udang Goreng	35334/35/SKP/KR/I/2025	22/01/2025	22/01/2027
42	PT. ANEKA SUMBER ALAM JAYA	Kabupaten Pasuruan	Usaha Mikro	perpanjangan	Siput Rebus Beku	35330/35/SKP/BK/I/2025	22/01/2025	22/01/2027
43	CV. BIJI SESAWI	Kabupaten Banyuwangi	Usaha Kecil	perpanjangan	Ikan Demersal Beku (Layur)	35343/35/SKP/BK/I/2025	22/01/2025	22/01/2027
44	CV. BIJI SESAWI	Kabupaten Banyuwangi	Usaha Kecil	perpanjangan	Ikan Pelagis Beku (Lemuru, Tongkol, Layang, Kenyar)	35344/35/SKP/BK/I/2025	22/01/2025	22/01/2027
45	CV. BIJI SESAWI	Kabupaten Banyuwangi	Usaha Kecil	perpanjangan	Cephalopoda Beku (Cumi Karet, Cumi-cumi)	35342/35/SKP/BK/I/2025	22/01/2025	22/01/2027
46	PT. AMARTA CARRAGEENAN INDONESIA	Kabupaten Pasuruan	Usaha Besar	baru	Alkali Treated Chips	35391/35/SKP/LN/I/2025	31/01/2025	31/01/2027
47	PT. AMARTA CARRAGEENAN INDONESIA	Kabupaten Pasuruan	Usaha Besar	perpanjangan	Semi Refined Carrageenan	35390/35/SKP/RD/I/2025	31/01/2025	31/01/2027
48	PT. LOUISIANA FAR EAST	Kabupaten Pasuruan	Usaha Menengah	perpanjangan	Seafood Bernilai Tambah Beku dan Produk Vegetarian	35392/35/SKP/BK/I/2025	31/01/2025	31/01/2027
49	PT. INDONESIA LIFA ALGAE KARAGINAN INTERNATIONAL	Kabupaten Situbondo	Usaha Besar	perpanjangan	Semi Refined Carrageenan	35502/35/SKP/RD/II/2025	12/02/2025	12/02/2027
50	CV. JAVA FISH	Kabupaten Sidoarjo	Usaha Mikro	perpanjangan	Ikan Pelagis Segar (Tongkol, Layur, Cakalang, Tenggiri)	35593/35/SKP/SG/II/2025	14/02/2025	14/02/2027
51	CV. JAVA FISH	Kabupaten Sidoarjo	Usaha Mikro	perpanjangan	Udang Segar	35592/35/SKP/SG/II/2025	14/02/2025	14/02/2027
52	CV. JAVA FISH	Kabupaten Sidoarjo	Usaha Mikro	perpanjangan	Udang Kipas Segar	35595/35/SKP/SG/II/2025	14/02/2025	14/02/2027
53	CV. JAVA FISH	Kabupaten Sidoarjo	Usaha Mikro	perpanjangan	Cephalopoda Segar (Sotong, Gurita, Cumi-cumi)	35591/35/SKP/SG/II/2025	14/02/2025	14/02/2027

No.	NAMA UPI	LOKASI (KAB/KOTA)	SKALA USAHA	JENIS PERMOHONAN	NAMA PRODUK	NO. SKP	TGL. TERBIT	MASA BERLAKU S.D.
54	PT. MARINECIPTA AGUNG	Kabupaten Pasuruan	Usaha Besar	perpanjangan	Ikan Pelagis Beku (Alaska Pollock, Hokke, Konosirus, Makerel, Pacific Saury, Sarden, Herring, Horse Mackerel)	35606/35/SKP/BK/II/2025	14/02/2025	14/02/2027
55	PT. MARINECIPTA AGUNG	Kabupaten Pasuruan	Usaha Besar	perpanjangan	Ikan Demersal Beku (Alfonsino, Boarfish, Cardinal)	35603/35/SKP/BK/II/2025	14/02/2025	14/02/2027
56	PT. MARINECIPTA AGUNG	Kabupaten Pasuruan	Usaha Besar	perpanjangan	Salmon Masak Beku	35604/35/SKP/BK/II/2025	14/02/2025	14/02/2027
57	PT. MARINECIPTA AGUNG	Kabupaten Pasuruan	Usaha Besar	perpanjangan	Kerang Beku	35602/35/SKP/BK/II/2025	14/02/2025	14/02/2027
58	PT. MARINECIPTA AGUNG	Kabupaten Pasuruan	Usaha Besar	perpanjangan	Cephalopoda Beku (Baby Yari Ika, Hotaru Ika, Surume Ika)	35601/35/SKP/BK/II/2025	14/02/2025	14/02/2027
59	PT. MARINECIPTA AGUNG	Kabupaten Pasuruan	Usaha Besar	perpanjangan	Sirip Hiu Kering	35605/35/SKP/KR/II/2025	14/02/2025	14/02/2027
60	PT. BUMI MENARA INTERNUSA - DAMPIT	Kabupaten Malang	Usaha Besar	baru	Seafood Bernilai Tambah Mentah Beku	35586/35/SKP/SR/II/2025	14/02/2025	14/02/2027
61	PT. INDO LAUT JAYA	Kabupaten Sidoarjo	Usaha Mikro	perpanjangan	Ikan Demersal Beku (Kakap Putih, Bawal Hitam, Gulama, Lencam, Senangin, Manyung, Kuwe, Kuniran, Kerapu, Layur, Halibut, Jenaha, Kakatua, Bawal, Kakap Merah, Kakap, Baronang, Kurisi, Ekor Kuning, Pasir)	35624/35/SKP/BK/II/2025	14/02/2025	14/02/2027
62	PT. INDO LAUT JAYA	Kabupaten Sidoarjo	Usaha Mikro	perpanjangan	Ikan Pelagis Beku (Bawal Hitam, Tongkol, Terbang, Kuwe, Tembang, Layur, Julung-julung, Kembang, Lemadang, Bawal, Selar, Cakalang, Tenggiri, Kurau, Kuro, Tetengkek, Tuna, Tuna Cakalang, Banyar)	35625/35/SKP/BK/II/2025	14/02/2025	14/02/2027
63	PT. INDO LAUT JAYA	Kabupaten Sidoarjo	Usaha Mikro	perpanjangan	Udang Kipas Beku	35620/35/SKP/BK/II/2025	14/02/2025	14/02/2027
64	PT. INDO LAUT JAYA	Kabupaten Sidoarjo	Usaha Mikro	perpanjangan	Udang Beku	35621/35/SKP/BK/II/2025	14/02/2025	14/02/2027
65	PT. PERUSAHAAN MAKANAN DALAM KALENG MUNCHAR	Kabupaten Banyuwangi	Usaha Kecil	perpanjangan	Sarden Kaleng	35608/35/SKP/KL/II/2025	14/02/2025	14/02/2027
66	PT. INDO LAUT JAYA	Kabupaten Sidoarjo	Usaha Mikro	perpanjangan	Cephalopoda Beku (Sotong, Gurita, Cumi-cumi)	35622/35/SKP/BK/II/2025	14/02/2025	14/02/2027
67	PT. INDO LAUT JAYA	Kabupaten Sidoarjo	Usaha Mikro	perpanjangan	Teripang Segar	35619/35/SKP/SG/II/2025	14/02/2025	14/02/2027
68	PT. MODERN MITRA SEJATI	Kota Pasuruan	Usaha Menengah	baru	Udang Beku	35596/35/SKP/BK/II/2025	14/02/2025	14/02/2027
69	PT. INDO LAUT JAYA	Kabupaten Sidoarjo	Usaha Mikro	perpanjangan	Ikan Demersal Segar (Kakap Putih, Bawal Hitam, Lencam, Senangin, Manyung, Kuwe, Kuniran, Kerapu, Layur, Halibut, Jenaha, Kakatua, Bawal, Kakap Merah, Baronang, Kurisi, Ekor Kuning, Pasir)	35614/35/SKP/SG/II/2025	14/02/2025	14/02/2027
70	PT. MODERN MITRA SEJATI	Kota Pasuruan	Usaha Menengah	baru	Ikan Pelagis Beku (Tongkol, Kembang, Salem, Layang, Cakalang, Tenggiri)	35597/35/SKP/BK/II/2025	14/02/2025	14/02/2027
71	PT. INDO LAUT JAYA	Kabupaten Sidoarjo	Usaha Mikro	perpanjangan	Gelembung Ikan Kering	35615/35/SKP/KR/II/2025	14/02/2025	14/02/2027
72	PT. MODERN MITRA SEJATI	Kota Pasuruan	Usaha Menengah	baru	Ikan Demersal Beku (Kakap Putih, Swanggi, Gulama, Kerapu, Layur, Bawal, Kakap Merah, Kurisi)	35598/35/SKP/BK/II/2025	14/02/2025	14/02/2027
73	PT. INDO LAUT JAYA	Kabupaten Sidoarjo	Usaha Mikro	perpanjangan	Udang Segar	35616/35/SKP/SG/II/2025	14/02/2025	14/02/2027
74	PT. MODERN MITRA SEJATI	Kota Pasuruan	Usaha Menengah	baru	Cephalopoda Beku (Sotong, Gurita, Cumi-cumi)	35599/35/SKP/BK/II/2025	14/02/2025	14/02/2027
75	PT. INDO LAUT JAYA	Kabupaten Sidoarjo	Usaha Mikro	perpanjangan	Sirip Hiu Kering	35611/35/SKP/KR/II/2025	14/02/2025	14/02/2027
76	PT. MODERN MITRA SEJATI	Kota Pasuruan	Usaha Menengah	baru	Ikan Air Tawar Beku (Gurami, Bandeng, Nila)	35600/35/SKP/BK/II/2025	14/02/2025	14/02/2027
77	PT. INDO LAUT JAYA	Kabupaten Sidoarjo	Usaha Mikro	perpanjangan	Ikan Kering	35612/35/SKP/KR/II/2025	14/02/2025	14/02/2027
78	PT. INDO LAUT JAYA	Kabupaten Sidoarjo	Usaha Mikro	perpanjangan	Udang Kipas Segar	35613/35/SKP/SG/II/2025	14/02/2025	14/02/2027
79	PT. INDO LAUT JAYA	Kabupaten Sidoarjo	Usaha Mikro	perpanjangan	Cephalopoda Segar (Sotong, Gurita, Cumi-cumi)	35609/35/SKP/SG/II/2025	14/02/2025	14/02/2027

No.	NAMA UPI	LOKASI (KAB/KOTA)	SKALA USAHA	JENIS PERMOHONAN	NAMA PRODUK	NO. SKP	TGL. TERBIT	MASA BERLAKU S.D.
80	PT. INDO LAUT JAYA	Kabupaten Sidoarjo	Usaha Mikro	perpanjangan	Ikan Pelagis Segar (Bawal Hitam, Tongkol, Terbang, Kuwe, Biji Nangka, Tembang, Layur, Julung-julung, Kembung, Lemadang, Bawal, Selar, Cakalang, Tenggiri, Kuro, Tetengkek, Tuna, Banyar)	35610/35/SKP/SG/II/2025	14/02/2025	14/02/2027
81	CV. SHAANY INOVASI BERKAH	Kabupaten Probolinggo	Usaha Mikro	baru	Kolagen Ikan	35587/35/SKP/LN/II/2025	14/02/2025	14/02/2027
82	PT. INDONESIA LIFA ALGAE KARAGINAN INTERNATIONAL	Kabupaten Situbondo	Usaha Besar	perpanjangan	Tepung Karagenan	35574/35/SKP/RD/II/2025	14/02/2025	14/02/2027
83	PT. INDONESIA LIFA ALGAE KARAGINAN INTERNATIONAL	Kabupaten Situbondo	Usaha Besar	baru	Alkali Treated Seaweed	35573/35/SKP/LN/II/2025	14/02/2025	14/02/2027
84	PT. ELODA MITRA	Kabupaten Sidoarjo	Usaha Kecil	perpanjangan	Produk Perikanan Bernilai Tambah Beku	35572/35/SKP/BK/II/2025	14/02/2025	14/02/2027
85	CV. JAVA FISH	Kabupaten Sidoarjo	Usaha Mikro	perpanjangan	Ikan Demersal Segar (Kakap Putih, Emperor, Sebelah, Kerapu, Jenaha, Kakatua, Bawal, Kakap Merah)	35594/35/SKP/SG/II/2025	14/02/2025	14/02/2027
86	PT. SAMUDRA KENCANA MINA	Kabupaten Sidoarjo	Usaha Kecil	perpanjangan	Ikan Pelagis Beku (Cakalang, Todak)	35582/35/SKP/BK/II/2025	14/02/2025	14/02/2027
87	PT. SAMUDRA KENCANA MINA	Kabupaten Sidoarjo	Usaha Kecil	perpanjangan	Ikan Demersal Beku (Gulama, Kakap Merah, Kakap)	35583/35/SKP/BK/II/2025	14/02/2025	14/02/2027
88	PT. SAMUDRA KENCANA MINA	Kabupaten Sidoarjo	Usaha Kecil	perpanjangan	Udang Kipas Beku	35584/35/SKP/BK/II/2025	14/02/2025	14/02/2027
89	PT. JUNDA EXIM INDONESIA	Kabupaten Sidoarjo	Usaha Mikro	perpanjangan	Teripang Kering	35607/35/SKP/KR/II/2025	14/02/2025	14/02/2027
90	DUA PUTRI	Kabupaten Pasuruan	Usaha Mikro	perpanjangan	Mie Ikan	35659/35/SKP/LN/II/2025	18/02/2025	18/02/2027
91	PT. SAMUDRA KENCANA MINA	Kabupaten Sidoarjo	Usaha Kecil	perpanjangan	Ikan Hasil Budidaya Beku	35656/35/SKP/BK/II/2025	18/02/2025	18/02/2027
92	PT. SAMUDRA KENCANA MINA	Kabupaten Sidoarjo	Usaha Kecil	perpanjangan	Cephalopoda Beku (Gurita, Cumi-cumi)	35702/35/SKP/BK/II/2025	19/02/2025	19/02/2027
93	POKLASAR PENI	Kabupaten Pacitan	Usaha Mikro	perpanjangan	Produk Perikanan Bernilai Tambah Beku	35740/35/SKP/BK/II/2025	21/02/2025	21/02/2027
94	PT. ELODA MITRA	Kabupaten Sidoarjo	Usaha Mikro	perpanjangan	Produk Perikanan Bernilai Tambah Beku	35721/35/SKP/BK/II/2025	21/02/2025	21/02/2027
95	PT. KEONG NUSANTARA ABADI	Kota Kediri	Usaha Kecil	perpanjangan	Bekicot Kaleng	35722/35/SKP/KL/II/2025	21/02/2025	21/02/2027
96	PT. KEONG NUSANTARA ABADI	Kota Kediri	Usaha Kecil	perpanjangan	Bekicot Beku	35723/35/SKP/BK/II/2025	21/02/2025	21/02/2027
97	PT. INDO LAUT JAYA	Kabupaten Sidoarjo	Usaha Mikro	perpanjangan	Udang Kering	35777/35/SKP/KR/II/2025	25/02/2025	25/02/2027
98	PT. INDO LAUT JAYA	Kabupaten Sidoarjo	Usaha Mikro	perpanjangan	Daging Kerang Kering	35778/35/SKP/KR/II/2025	25/02/2025	25/02/2027
99	PT. INDO LAUT JAYA	Kabupaten Sidoarjo	Usaha Mikro	perpanjangan	Teripang Kering	35779/35/SKP/KR/II/2025	25/02/2025	25/02/2027
100	PT. SEKAR KATOKICHI	Kabupaten Sidoarjo	Usaha Besar	perpanjangan	Udang Berlapis Tepung Beku	35868/35/SKP/BK/II/2025	27/02/2025	27/02/2027
101	PT. SEKAR KATOKICHI	Kabupaten Sidoarjo	Usaha Besar	perpanjangan	Udang Mentah Beku	35870/35/SKP/BK/II/2025	27/02/2025	27/02/2027
102	PT. SEKAR KATOKICHI	Kabupaten Sidoarjo	Usaha Besar	perpanjangan	Seafood Bernilai Tambah Beku	35871/35/SKP/BK/II/2025	27/02/2025	27/02/2027
103	PT. TRI MITRA MAKMUR	Kabupaten Situbondo	Usaha Menengah	perpanjangan	Udang Tepung Beku	35872/35/SKP/BK/II/2025	27/02/2025	27/02/2027
104	PT. INDOFLORA CIPTA MANDIRI	Kabupaten Malang	Usaha Menengah	baru	Tepung Karagenan	35901/35/SKP/RD/III/2025	04/03/2025	04/03/2027
105	PT. INDOFLORA CIPTA MANDIRI	Kabupaten Malang	Usaha Menengah	baru	Tepung Semi Karagenan	35900/35/SKP/RD/III/2025	04/03/2025	04/03/2027
106	PT. INDOFLORA CIPTA MANDIRI	Kabupaten Malang	Usaha Menengah	baru	Tepung Agar-agar	35899/35/SKP/RD/III/2025	04/03/2025	04/03/2027
107	PT. SK. FOODS INDONESIA	Kabupaten Sidoarjo	Usaha Kecil	baru	Udang Nobashi Beku	35898/35/SKP/BK/III/2025	04/03/2025	04/03/2027
108	PT. LAUTINDO SYNERGY SEJAHTERA	Kabupaten Banyuwangi	Usaha Besar	perpanjangan	Tuna Loin Masak Beku	35992/35/SKP/BK/III/2025	07/03/2025	07/03/2027
109	PT. MARINECIPTA AGUNG	Kabupaten Pasuruan	Usaha Besar	perpanjangan	Salmon Beku	35996/35/SKP/BK/III/2025	07/03/2025	07/03/2027
110	PT. LOUISIANA FAR EAST	Kabupaten Pasuruan	Usaha Kecil	baru	Daging Bekicot Beku	35995/35/SKP/BK/III/2025	07/03/2025	07/03/2027

No.	NAMA UPI	LOKASI (KAB/KOTA)	SKALA USAHA	JENIS PERMOHONAN	NAMA PRODUK	NO. SKP	TGL. TERBIT	MASA BERLAKU S.D.
111	PT. SAMODRA BERKAH INDONESIA	Kabupaten Sidoarjo	Usaha Kecil	baru	Ikan Pelagis Beku (Baby Tuna, Tongkol, Deho, Setan, Layur, Kembung, Marlin, Layang, Cakalang, Tenggiri)	35989/35/SKP/BK/III/2025	07/03/2025	07/03/2027
112	PT. SAMODRA BERKAH INDONESIA	Kabupaten Sidoarjo	Usaha Kecil	baru	Ikan Demersal Beku (Bawal Hitam, Kerapu, Kakatua, Kakap Merah, Kakap, Tenggiri, Ayam-ayam, Kurisi, Ekor Kuning)	35990/35/SKP/BK/III/2025	07/03/2025	07/03/2027
113	PT. SAMODRA BERKAH INDONESIA	Kabupaten Sidoarjo	Usaha Kecil	baru	Tuna Beku	35991/35/SKP/BK/III/2025	07/03/2025	07/03/2027
114	PT. MAJU BERSAMA KARIB	Kota Pasuruan	-	perpanjangan	Daging Rajungan Pasteurisasi	35993/35/SKP/LN/III/2025	07/03/2025	07/03/2027
115	SHAFIA	Kota Probolinggo	Usaha Mikro	baru	Stik Udang	36116/35/SKP/KR/III/2025	12/03/2025	12/03/2027
116	MINA HARAPAN	Kabupaten Malang	Usaha Mikro	baru	Produk Perikanan Bernilai Tambah Beku	36109/35/SKP/BK/III/2025	12/03/2025	12/03/2027
117	PT. KARYA KENCANA SUMBER SARI	Kabupaten Sidoarjo	Usaha Mikro	perpanjangan	Kerupuk Sotong	36123/35/SKP/LN/III/2025	13/03/2025	13/03/2027
118	PT. GEMA ISTA RAYA	Kabupaten Pasuruan	Usaha Besar	perpanjangan	Tuna Kaleng	36183/35/SKP/KL/III/2025	17/03/2025	17/03/2027
119	PT. GEMA ISTA RAYA	Kabupaten Pasuruan	Usaha Besar	perpanjangan	Bekicot Kaleng	36184/35/SKP/KL/III/2025	17/03/2025	17/03/2027
120	PT. ENERGY LAUTAN NUSANTARA	Kabupaten Banyuwangi	Usaha Mikro	baru	Ikan Pelagis Beku (Teri, Baby Tuna, Lemuru, Tongkol, Lemadang, Layang, Cakalang, Tenggiri)	36181/35/SKP/BK/III/2025	17/03/2025	17/03/2027
121	PT. ENERGY LAUTAN NUSANTARA	Kabupaten Banyuwangi	Usaha Mikro	baru	Ikan Demersal Beku (Mata Besar, Kerapu, Layur, Kakap, Pogot, Ekor Kuning, Barramundi)	36182/35/SKP/BK/III/2025	17/03/2025	17/03/2027
122	PT. GEMA ISTA RAYA	Kabupaten Pasuruan	Usaha Besar	perpanjangan	Sarden Kaleng, Makerel Kaleng	36188/35/SKP/KL/III/2025	18/03/2025	18/03/2027
123	PT. GEMA ISTA RAYA	Kabupaten Pasuruan	Usaha Besar	perpanjangan	Ikan Pelagis Beku (Abu-abu, Teri, Lemuru, Mata Besar, Tongkol, Terbang, Kuwe, Tembang, Alu-alu, Julung-julung, Kembung, Belanak, Talang-talang, Layaran, Layang, Cakalang, Tenggiri, Selar Kuning, Tuna Albacore)	36186/35/SKP/BK/III/2025	18/03/2025	18/03/2027
124	PT. GEMA ISTA RAYA	Kabupaten Pasuruan	Usaha Besar	perpanjangan	Ikan Demersal Beku (Mata Besar, Bawal Hitam, Gulama, Lencam, Sebelah, Manyung, Biji Nangka, Kerapu, Gerot-gerot, Beloso, Bawal, Merah, Kakap, Kuro, Lidah, Kurisi, Ekor Kuning, Nomei)	36185/35/SKP/BK/III/2025	18/03/2025	18/03/2027
125	PT. GEMA ISTA RAYA	Kabupaten Pasuruan	Usaha Besar	perpanjangan	Tuna Masak Beku	36187/35/SKP/BK/III/2025	18/03/2025	18/03/2027
126	PT. PERUSAHAAN PERDAGANGAN INDONESIA	Kabupaten Sidoarjo	Usaha Menengah	perpanjangan	Rumput Laut Kering	36234/35/SKP/KR/III/2025	19/03/2025	19/03/2027
127	UD. BERKAH ADI PUTRA	Kabupaten Blitar	Usaha Mikro	perpanjangan	Bakso Ikan	36238/35/SKP/SR/III/2025	20/03/2025	20/03/2027
128	UD. BERKAH ADI PUTRA	Kabupaten Blitar	Usaha Mikro	perpanjangan	Nugget Ikan	36237/35/SKP/SR/III/2025	20/03/2025	20/03/2027
129	UD. BERKAH ADI PUTRA	Kabupaten Blitar	Usaha Mikro	perpanjangan	Siomay Ikan	36240/35/SKP/SR/III/2025	20/03/2025	20/03/2027
130	UD. BERKAH ADI PUTRA	Kabupaten Blitar	Usaha Mikro	perpanjangan	Tahu Bakso Ikan	36239/35/SKP/SR/III/2025	20/03/2025	20/03/2027
131	UKM. MUMASE	Kabupaten Ponorogo	Usaha Mikro	perpanjangan	Sambal Ikan	36241/35/SKP/LN/III/2025	20/03/2025	20/03/2027
132	CV. SARI MUTIARA ABADI	Kabupaten Malang	Usaha Kecil	perpanjangan	Tepung Agar-agar	36242/35/SKP/RD/III/2025	20/03/2025	20/03/2027
133	CV. SARI MUTIARA ABADI	Kabupaten Malang	Usaha Kecil	perpanjangan	Rumput Laut Kering	36243/35/SKP/KR/III/2025	20/03/2025	20/03/2027
134	PT. ISTANA CIPTA SEMBADA	Kabupaten Banyuwangi	Usaha Besar	perpanjangan	Udang Beku	36292/35/SKP/BK/III/2025	21/03/2025	21/03/2027
135	PT. ISTANA CIPTA SEMBADA	Kabupaten Banyuwangi	Usaha Besar	perpanjangan	Cephalopoda Rebus Beku (Sotong, Gurita, Cumi-cumi)	36293/35/SKP/BK/III/2025	21/03/2025	21/03/2027
136	PT. ISTANA CIPTA SEMBADA	Kabupaten Banyuwangi	Usaha Besar	perpanjangan	Cephalopoda Mentah Beku (Sotong, Gurita, Cumi-cumi)	36294/35/SKP/BK/III/2025	21/03/2025	21/03/2027

No.	NAMA UPI	LOKASI (KAB/KOTA)	SKALA USAHA	JENIS PERMOHONAN	NAMA PRODUK	NO. SKP	TGL. TERBIT	MASA BERLAKU S.D.
137	PT. ISTANA CIPTA SEMBADA	Kabupaten Banyuwangi	Usaha Besar	perpanjangan	Udang Rebus Beku	36295/35/SKP/BK/III/2025	21/03/2025	21/03/2027
138	PT. ISTANA CIPTA SEMBADA	Kabupaten Banyuwangi	Usaha Mikro	perpanjangan	Ikan Hasil Budidaya Beku	36296/35/SKP/BK/III/2025	21/03/2025	21/03/2027
139	PT. ISTANA CIPTA SEMBADA	Kabupaten Banyuwangi	Usaha Mikro	perpanjangan	Ikan Demersal Beku (Kakap Putih, Lencam, Sebelah, Pisang-pisang, Manyung, Biji Nangka, Kerapu, Layur, Bawal, Kakap Merah, Merah, Rejung, Pari, Lidah, Kurisi, Ekor Kuning)	36297/35/SKP/BK/III/2025	21/03/2025	21/03/2027
140	PT. ISTANA CIPTA SEMBADA	Kabupaten Banyuwangi	Usaha Mikro	perpanjangan	Ikan Pelagis Beku (Abu-abu, Lemuru, Tongkol, Layur, Salem, Salmon, Layang, Cakalang, Tenggiri, Tuna)	36298/35/SKP/BK/III/2025	21/03/2025	21/03/2027
141	PT. ISTANA CIPTA SEMBADA	Kabupaten Banyuwangi	Usaha Besar	perpanjangan	Campuran Seafood Beku	36299/35/SKP/BK/III/2025	21/03/2025	21/03/2027
142	CV. INDO JAYA PRATAMA	Kabupaten Banyuwangi	Usaha Mikro	baru	Rumput Laut Kering	36320/35/SKP/KR/III/2025	22/03/2025	22/03/2027
143	PT. PHILLIPS SEAFOODS INDONESIA	Kabupaten Pasuruan	Usaha Kecil	perpanjangan	Ikan Demersal Beku (Kakap Putih)	36317/35/SKP/BK/III/2025	22/03/2025	22/03/2027
144	PT. PHILLIPS SEAFOODS INDONESIA	Kabupaten Pasuruan	Usaha Kecil	perpanjangan	Ikan Pelagis Beku (Lemadang)	36319/35/SKP/BK/III/2025	22/03/2025	22/03/2027
145	PT. PHILLIPS SEAFOODS INDONESIA	Kabupaten Pasuruan	Usaha Kecil	perpanjangan	Tuna Beku	36318/35/SKP/BK/III/2025	22/03/2025	22/03/2027
146	ULAM SARI	Kabupaten Pacitan	Usaha Mikro	baru	Tahu Tuna	36322/35/SKP/SR/III/2025	22/03/2025	22/03/2027
147	ULAM SARI	Kabupaten Pacitan	Usaha Mikro	baru	Keripik Kulit Ikan	36323/35/SKP/LN/III/2025	22/03/2025	22/03/2027
148	ULAM SARI	Kabupaten Pacitan	Usaha Mikro	baru	Abon Ikan	36321/35/SKP/LN/III/2025	22/03/2025	22/03/2027
149	PT. TRIDAYA JAYA MANUNGGAL	Kabupaten Pasuruan	Usaha Menengah	perpanjangan	Cephalopoda Beku (Sotong, Gurita)	36365/35/SKP/BK/III/2025	26/03/2025	26/03/2027
150	PT. TRIDAYA JAYA MANUNGGAL	Kabupaten Pasuruan	Usaha Kecil	perpanjangan	Ikan Demersal Beku (Kakap Putih, Bawal Hitam, Gulama, Lencam, Anggoli, Kerapu, Jenaha, Kakatua, Kakap Merah, Kakap, Kaci-kaci)	36366/35/SKP/BK/III/2025	26/03/2025	26/03/2027
151	PT. TRIDAYA JAYA MANUNGGAL	Kabupaten Pasuruan	Usaha Kecil	perpanjangan	Ikan Pelagis Beku (Gabus Laut, Lemadang, Tenggiri, Pedang)	36367/35/SKP/BK/III/2025	26/03/2025	26/03/2027
152	PT. TRIDAYA JAYA MANUNGGAL	Kabupaten Pasuruan	Usaha Kecil	perpanjangan	Ikan Hasil Budidaya Beku	36368/35/SKP/BK/III/2025	26/03/2025	26/03/2027
153	PT. TRIDAYA JAYA MANUNGGAL	Kabupaten Pasuruan	Usaha Kecil	perpanjangan	Tuna Beku	36369/35/SKP/BK/III/2025	26/03/2025	26/03/2027

Sidoarjo, 8 April 2025

Mengetahui,
Kepala Balai KIPM Surabaya I



Indik Srinoto, S.Pi, M.P

LAPORAN CAPAIAN KINERJA (LCK) BALAI KIPM SURABA YA I TRIWULAN I TAHUN 2025

Nama Kegiatan	Sasaran	:	Pengendalian dan Pengawasan Mutu Hasil Kelautan dan Perikanan
Nama Kinerja	Indikator	:	Persentase hasil kelautan dan perikanan sektor produksi pasca panen yang memenuhi standar mutu dan keamanan pangan lingkup UPT Balai KIPM Surabaya I (%)

T/R	Tahun 2024							Capaian Th.2025	Target Th.2025
	Q1	Q2	Sm.I	Q3	Q4	Sm2	Tahunan		
Target	210	150	360	150	130	280	640		<u>640</u>
Realisasi	265							265	
% Capaian	92,6								

Catatan :

Q1,Q2,Q3,Q4 = Capaian selama Triwulan 1, Tw2, Tw3 dan Tw4

Sm I = Capaian Q1 + Capaian Q2

Sm2 = Capaian Q3 + Capaian Q4

Tahunan = Capaian di akhir tahun 2025

Deskripsi
<ul style="list-style-type: none"> • Sektor produksi Pasca Panen merujuk kepada rangkaian kegiatan yang dilakukan setelah ikan atau hasil perikanan ditangkap dengan tujuan untuk meningkatkan nilai, menjaga kualitas, memperpanjang umur simpan produk perikanan yang meliputi Penanganan, Pengolahan, Distribusi, hingga pemasaran produk perikanan. Sebagai bentuk pengendalian terhadap mutu dan keamanan hasil perikanan maka BPPMHKP selaku Otoritas Kompeten menerbitkan Sertifikat Kelayakan Pengolahan (SKP) dan Sertifikat Penerapan Program Manajemen Mutu Terpadu/Hazard Analysis and Critical Control Point (PMMT/HACCP). berdasarkan Peraturan Menteri Kelautan dan Perikanan Nomor 10 Tahun 2021 tentang Standar Kegiatan Usaha dan Produk Pada Penyelenggaraan Perizinan Berusaha Berbasis Risiko Sektor Kelautan dan Perikanan. • Sertifikasi Kelayakan Pengolahan dan Sertifikat HACCP ruang lingkup produk pada Unit Pengolahan Ikan (UPI) wilayah kerja Unit Pelaksana Teknis (UPT) melalui kegiatan sebagai berikut : <ol style="list-style-type: none"> 1. Kegiatan Inspeksi dan atau Verifikasi Permohonan Sertifikasi SKP yang diajukan oleh Unit Pengolahan Ikan setelah mendapatkan Rekomendasi Kelayakan Pengolahan dari Dinas Perikanan Provinsi/Kabupaten/Kota.

2. Kegiatan Inspeksi Penerapan HACCP. Kegiatan ini ditujukan untuk UPI baru artinya merupakan UPI yang belum memiliki Sertifikat penerapan HACCP, UPI yang sudah mempunyai HACCP tetapi akan menambah Ruang Lingkup produk, UPI yang ingin melakukan perpanjangan Sertifikat Penerapan HACCP

CARA PENGUKURAN

$$\%X = \frac{A+B}{xn} \times 100\%$$

%X = Persentase hasil kelautan dan perikanan sektor pasca panen yang memenuhi standar mutu dan keamanan pangan

A = Presentase Penerbitan Sertifikat Hazard Analysis Critical Control Point (HACCP) ruang lingkup produk

B = Persentase SKP yang diterbitkan di Unit Pengolahan Ikan skala UMKM dan menengah besar

xn = Jumlah dari unsur pembentuk (2)

CAPAIAN IKK

Pada periode Triwulan I Tahun 2025 tercapai realisasi sertifikasi SKP sebanyak **153 produk** dengan target **160 produk** dan sertifikasi HACCP terealisasi Sertifikat HACCP sebanyak **112 produk** dengan target **125 produk**, jadi persentase sertifikasi sektor pasca panen Triwulan I tahun 2025 adalah:

$$\text{HACCP} = \frac{112}{125} \times 100\% = 89,6\%$$

$$\text{SKP} = \frac{153}{160} \times 100\% = 95,6\%$$

$$\%X = \frac{89,6+92,6}{2} \times 100\% = 92,6\%$$

Sesuai Formula Perhitungan bahwa pada akhir Triwulan I Tahun 2025 sektor produksi pasca panen yang memenuhi standar mutu dan keamanan pangan lingkup UPT Balai KIPM Surabaya I telah tercapai 92,6%.

Sebagai data dukung rekapitulasi penerbitan sertifikasi SKP bersumber dari Database SKP Online dari Pusdatin KKP dan Sertifikasi HACCP dari Aplikasi HACCP Online kami sajikan sebagaimana terlampir.



Akar Masalah (Bila Ada)
Ada kekuatiran sertifikasi pasca panen tidak sesuai dengan target yang diperintahkan kepada Balai KIPM Surabaya I karena pengajuan sertifikasi berasal dari Pelaku Usaha

Rekomendasi rencana aksi triwulan berikutnya	Penanggung Jawab
Melakukan sertifikasi sektor Pasca Panen sesuai regulasi dan selalu memantau antara target dan realisasi sertifikasi agar tercapai sesuai Perjanjian Kinerja (PK)	Ketua Tim Kerja Pengendalian Kesehatan Ikan Mutu dan Keamanan Hasil Perikanan

Surabaya, 8 April 2025
Ketua Kepala Balai KIPM Surabaya I



Didik Srinoto

Rekapitulasi Sertifikasi HACCP
Kata Kunci *BERLAKU* *Balai KIPM Surabaya I* .

No	Nama	NPWP	NIB	Alamat	Telp	Fax	Kontak	Status Kontak	No. Ponsel Kontak	Email Kontak	Provinsi	UPT	Tgl Tahap Inspeksi	Tgl Tahap Perbaikan	Produk	Tahapan Proses	Status Produk	Grade	No	No.Sertifikat	Tgl.Terbbit
1	ALTER TRADE INDONESIA, PT	02.116.078.3-057.000	'8120112041423	Jl. Industri No. 72 RT. 08 RW. 03 Desa Sukorejo, Kec. Buduran, Kabupaten Sidoarjo, East Java - Indonesia	(62-31) 8911230	(62-31) 8911231	YUDHY HENDRIYANTO	QUALITY MANAGER	'081331567097	yudhy@atina.co.id	Jawa Timur	Balai KIPM Surabaya I	Inspeksi: 30 JAN 2025; Laporan IM: 30 JAN 2025; Penugasan Timtek: 31 JAN 2025; Rekomendasi Timtek: 04 FEB 2025;	Bts Perbaikan: 28 FEB 2025; Perbaikan: 11 FEB 2025;	Frozen Breaded Shrimp	Receiving, Processing, Freezing, Packing/Labeling, Cold Storing, Stuffing	Perpanjangan	A	1	028/PM/HACCP/IPB/02/25	04 FEB 2025
2	ANEKA SUMBER ALAM JAYA, PT	02.081.949.6-624.000	'8120211191565	Jl. Rembang Industri I No.38, Desa Pandean, Kecamatan Rembang, Kabupaten Pasuruan, East Java - Indonesia	0343 740280	0343 740288	KARIMATUN NISAK	QUALITY ASSURANCE	'085707376738	f5hom75@gmail.com	Jawa Timur	Balai KIPM Surabaya I	Inspeksi: 30 JAN 2025; Laporan IM: 31 JAN 2025; Penugasan Timtek: 31 JAN 2025; Rekomendasi Timtek: 04 FEB 2025;	Bts Perbaikan: 28 FEB 2025; Perbaikan: 02 MAR 2025;	Frozen Cooked Snail	Receiving, Preparing, Cooking, Processing, Freezing, Packing/Labeling, Cold Storing, Stuffing	Perpanjangan	B	2	029/PM/HACCP/IPB/02/25	04 FEB 2025
3	ANEKA TUNA INDONESIA PANDAAN FACTORY, PT	01.069.501.3-057.000	'9120307462397	Jl. Raya Gunung Gangsir RT 007 RW 009 Desa Nogosan, Kec. Pandaan Kab. Pasuruan, East Java - Indonesia	(62-343) 641563	(62-343) 641564	SUYANTO	PRODUCTION MANAGER	'+628585584116	suyanto@ati.id	Jawa Timur	Balai KIPM Surabaya I	Inspeksi: 07 FEB 2025; Laporan IM: 10 FEB 2025; Penugasan Timtek: 10 FEB 2025; Rekomendasi Timtek: 13 FEB 2025;	Bts Perbaikan: 07 MAR 2025; Perbaikan: 06 MAR 2025;	Canned Tuna	Receiving, Preparing, Seaming, Retorting, Packing/Labeling, Storing, Stuffing	Perpanjangan	A	3	160/PM/HACCP/PL/02/25	14 FEB 2025
															Frozen Tuna	Receiving, Preparing, Packing/Labeling, Cold Storing, Stuffing	Penambahan Ruang Lingkup	B	4	161/PM/HACCP/IPB/02/25	14 FEB 2025
4	ANEKA TUNA INDONESIA, PT	01.069.501.3-057.000	'9120307462397	Jl. Raya Surabaya-Malang Km 38, Desa Karangrejo, Kec. Gempol, Kabupaten Pasuruan, East Java - Indonesia	(62-343) 851361	(62-343) 851369	BIRGITTA SANDHI HENDROWATI NUGROHONINGTYAS	QA MANAGER	'085695383633	birgitta@ati.id	Jawa Timur	Balai KIPM Surabaya I	Inspeksi: 18 FEB 2025; Laporan IM: 18 FEB 2025; Penugasan Timtek: 19 FEB 2025; Rekomendasi Timtek: 22 FEB 2025;	Bts Perbaikan: 18 MAR 2025; Perbaikan: 10 MAR 2025;	Canned Salmon	Receiving, Processing, Canning, Sterilizing, Packing/Labeling, Storing, Stuffing	Perpanjangan	A	5	255/PM/HACCP/PL/02/25	22 FEB 2025
															Canned Tuna	Receiving, Processing, Canning, Sterilizing, Packing/Labeling, Storing, Stuffing	Perpanjangan	A	6	256/PM/HACCP/PL/02/25	22 FEB 2025
															Pouched Salmon	Receiving, Preparing, Precooking, Sealing, Retorting, Packing/Labeling, Storing, Stuffing	Perpanjangan	A	7	257/PM/HACCP/PL/02/25	22 FEB 2025
															Pouched Tuna	Receiving, Preparing, Sterilizing, Packing/Labeling, Storing, Stuffing	Perpanjangan	A	8	258/PM/HACCP/PL/02/25	22 FEB 2025
5	ANUGERAH LIN PERKASA, CV	86.338.885.6-643.000	'8120210022746	Komplek Pergudangan Suncity Bizz Blok A-3, Jl. Arteri Baru Porong, Desa Wunut, Kecamatan Porong, Kabupaten Sidoarjo, East Java - Indonesia	081249852617		RULIANAHAH	MANAGER PRODUKSI	'081703923070	nulysuprpto@gmail.com	Jawa Timur	Balai KIPM Surabaya I	Inspeksi: 20 FEB 2025; Laporan IM: 21 FEB 2025; Penugasan Timtek: 24 FEB 2025; Rekomendasi Timtek: 25 FEB 2025;	Bts Perbaikan: 20 MAR 2025; Perbaikan: 14 MAR 2025;	Dried Seaweed	Receiving, Handling, Drying, Packing/Labeling, Storing, Stuffing	Baru	C	9	286/PM/HACCP/IPK/02/25	26 FEB 2025
6	BAHAGIA, PERORANGAN	04.021.168.2-617.000	'9120302102849	Jl. Diponegoro No. 44, Lemah Putro, Sidoarjo, East Java - Indonesia	0318941552		VALDO FLAVIAN	BUSINESS DEVELOPMENT DIRECTOR	'081937800008	valdoflavian@gmail.com	Jawa Timur	Balai KIPM Surabaya I	Inspeksi: 25 MAR 2025; Laporan IM: 25 MAR 2025; Penugasan Timtek: 25 MAR 2025;	Bts Perbaikan: 25 APR 2025; Perbaikan: 25 APR 2025;	Fish Crackers	Receiving, Processing, Drying, Frying, Packing/Labeling, Storing, Stuffing	Baru	C	10	441/PM/HACCP/IPK/03/25	26 MAR 2025

			East Java - Indonesia								MAR 2025; Rekomendasi Timtek: 24 MAR 2025;			Frozen Cooked Tuna	Receiving, Processing, Cooking, Freezing, Packing/Labeling, Cold Storing, Stuffing	Perpanjangan	A	22	337/PM/HACCP/PB/03/25	24 MAR 2025	
10	BARAMUDA BAHARI, PT	01.718.590.1-651.000	'8120002941581	Desa Wonokoyo Kec. Seji, Pasuruan, East Java - Indonesia	(62-343) 656513	(62-343) 658698	JUNITA DWI LIA H.	QA/QC DIRECTOR	'081333741314	junitalia@baramudabahari.com	Jawa Timur	Balai KIPM Surabaya I	Inspeksi: 13 JAN 2025; Laporan IM: 13 JAN 2025; Penugasan Timtek: 14 JAN 2025; Rekomendasi Timtek: 18 JAN 2025;	Bts Perbaikan: 13 FEB 2025; Perbaikan: 05 FEB 2025;	Frozen Cooked Shrimp	Receiving, Preparing, Cooking, Freezing, Packing/Labeling, Cold Storing, Stuffing	Perpanjangan	B	23	054/PM/HACCP/PB/01/25	18 JAN 2025
11	BESTAGAR PUREINDO INTERNASIONAL, PT	70.630.575.2-652.000	'9120104862723	Dusun Watudakon RT. 11 RW. 07, Desa Kendal Payak, Kec. Pakisaji, Kab. Malang, East Java - Indonesia	03418201440	-	GHEA EKASIWI	MARKETING	'081216711383	gheaekasiwi@gmail.com	Jawa Timur	Balai KIPM Surabaya I	Inspeksi: 21 JAN 2025; Laporan IM: 21 JAN 2025; Penugasan Timtek: 23 JAN 2025; Rekomendasi Timtek: 25 JAN 2025;	Bts Perbaikan: 21 FEB 2025; Perbaikan: 19 FEB 2025;	Agar-Agar Powder	Receiving, Processing, Drying, Milling, Packing/Labeling, Storing	Penambahan Ruang Lingkup	C	24	115/PM/HACCP/PK/01/25	25 JAN 2025
12	BUMI MENARA INTERNUSA - DAMPIT, PT	01.454.019.9-654.002	'8120202990554	Jl. Pahlawan No. 1-3 Dampit Malang, East Java - Indonesia	(62-341) 896985, 896121	(62-341) 896051	MARTHA INDAH	QUALITY ASSURANCE	'	martha.indah@dpt.ptbmi.com	Jawa Timur	Balai KIPM Surabaya I	Inspeksi: 24 JAN 2025; Laporan IM: 24 JAN 2025; Penugasan Timtek: 30 JAN 2025; Rekomendasi Timtek: 04 FEB 2025;	Bts Perbaikan: 24 FEB 2025; Perbaikan: 25 JAN 2025;	Frozen Cooked Shrimp	Receiving, Processing, Cooking, Freezing, Packing/Labeling, Cold Storing, Stuffing	Perpanjangan	A	25	017/PM/HACCP/PB/02/25	04 FEB 2025
13	EDMAR MANDIRI JAYA, PT	03.206.389.3-609.000	'8120205921472	Pergudangan Safe n Lock Blok V 3128-3130, Jl. Lingkar Timur KM. 5,5, Ds. Rangkait Kidul, Kec. Sidoarjo, Kab. Sidoarjo, East Java - Indonesia	(62-31) 8496936	(62-31) 8437268	NICODEMUS HAPSANTO	DIREKTUR	'0811370931	edmandirijaya@gmail.com	Jawa Timur	Balai KIPM Surabaya I	Inspeksi: 20 MAR 2025; Laporan IM: 25 MAR 2025; Penugasan Timtek: 25 MAR 2025; Rekomendasi Timtek: 26 MAR 2025; Inspeksi: 21 MAR 2025; Laporan IM: 25 MAR 2025; Penugasan Timtek: 25 MAR 2025; Rekomendasi Timtek: 26 MAR 2025;	Bts Perbaikan: 20 APR 2025; Perbaikan: 10 APR 2025; Bts Perbaikan: 21 APR 2025; Perbaikan: 14 APR 2025;	Frozen Cephalopods	Receiving, Processing, Freezing, Packing/Labeling, Cold Storing, Stuffing	Perpanjangan	A	26	423/PM/HACCP/PB/03/25	26 MAR 2025
															Frozen Demersal Fish	Receiving, Preparing, Processing, Freezing, Packing/Labeling, Cold Storing, Stuffing	Perpanjangan	A	27	424/PM/HACCP/PB/03/25	26 MAR 2025
															Frozen Farm Raised Fish	Receiving, Processing, Freezing, Packing/Labeling, Cold Storing, Stuffing	Perpanjangan	A	28	426/PM/HACCP/PB/03/25	26 MAR 2025
															Frozen Pelagic Fish	Receiving, Preparing, Processing, Freezing, Packing/Labeling, Cold Storing, Stuffing	Perpanjangan	A	29	425/PM/HACCP/PB/03/25	26 MAR 2025
															Frozen Shellfish	Receiving, Processing, Freezing, Packing/Labeling, Cold Storing, Stuffing	Perpanjangan	A	30	427/PM/HACCP/PB/03/25	26 MAR 2025
															Frozen Tuna	Receiving, Processing,	Perpanjangan	A	31	428/PM/HACCP/PB/03/25	26 MAR 2025

															Freezing, Packing/Labeling, Cold Storing, Stuffing							
14	HONGXIN ALGAE INTERNATIONAL, PT	31.805.411.1-618.000	'9120308441902	Dusun Pesisir Timur RT. 01 RW. 01 Ds. Klatak, Kec. Kendit, Kab. Situbondo, East Java - Indonesia	(62-338)3890300	-	RATNA DEWI FUSINA,SS	HRD MANAGER	*628113497666	Ratna@hongxin.co.id	Jawa Timur	Balai KIPM Surabaya I	Inspeksi: 18 MAR 2025; Laporan IM: 19 MAR 2025; Penugasan Timtek: 19 MAR 2025; Rekomendasi Timtek: 24 MAR 2025;	Bts Perbaikan: 18 APR 2025; Perbaikan: 18 APR 2025;	Alkali Treated Cottonii Chips	Receiving, Processing, Cooking, Drying, Packing/Labeling, Storing	Penambahan Ruang Lingkup	B	32	351/PM/HACCP/PAK/03/25	24 MAR 2025	
15	INDOMAS SETIA JAYA, CV	53.209.951.2-629.000	'1611210041506	RT. 023 RW. 004, Dusun Gares, Desa Tasikmadu, Kecamatan Watulimo, Kabupaten Trenggalek, East Java - Indonesia	081259481800				'081259481800		Jawa Timur	Balai KIPM Surabaya I	Inspeksi: 28 FEB 2025; Laporan IM: 03 MAR 2025; Penugasan Timtek: 03 MAR 2025; Rekomendasi Timtek: 05 MAR 2025;	Bts Perbaikan: 28 MAR 2025; Perbaikan: 28 MAR 2025;	Frozen Demersal Fish	Receiving, Preparing, Processing, Freezing, Packing/Labeling, Cold Storing, Stuffing	Baru	C	33	061/PM/HACCP/PB/03/25	05 MAR 2025	
															Frozen Pelagic Fish	Receiving, Preparing, Processing, Freezing, Packing/Labeling, Cold Storing, Stuffing	Baru	C	34	062/PM/HACCP/PB/03/25	05 MAR 2025	
16	INDONESIA LIFA ALGAE KARAGINAN INTERNATIONAL, PT	73.442.498.9-656.000	'9120401242902	Kp. Bukit Sema No. 105 A, Kelurahan Ardrejo, Kecamatan Panji, Kabupaten Situbondo, East Java - Indonesia	0338 3893210	0	QIU BEICAI	DIREKTUR UTAMA	'081346557058	lifaalgae105@gmail.com	Jawa Timur	Balai KIPM Surabaya I	Inspeksi: 28 FEB 2025; Laporan IM: 03 MAR 2025; Penugasan Timtek: 03 MAR 2025; Rekomendasi Timtek: 08 MAR 2025;	Bts Perbaikan: 28 MAR 2025; Perbaikan: 28 MAR 2025;	Alkali Treated Seaweed	Receiving, Processing, Drying, Packing/Labeling, Storing, Stuffing	Penambahan Ruang Lingkup	B	35	078/PM/HACCP/PAK/03/25	08 MAR 2025	
															Refined Carrageenan	Receiving, Processing, Drying, Packing/Labeling, Storing, Stuffing	Perpanjangan	B	36	079/PM/HACCP/PAK/03/25	08 MAR 2025	
															Semi Refined Carrageenan	Receiving, Preparing, Packing/Labeling, Cold Storing, Stuffing	Perpanjangan	B	37	080/PM/HACCP/PAK/03/25	08 MAR 2025	
17	INDONESIA ALGAE PRIMA, PT	01.686.270.8-657.001	'8120002962955	Jl. Wonokoyo I RT. 01 RW. 06, Desa Watugede, Singosari, Malang, East Java-Indonesia	(62-341)458999	(62-341)458553	TITO HARI WARSITO	KOORD. PRODUKSI	'0817538253	hariwarsitotito@yahoo.co.id	Jawa Timur	Balai KIPM Surabaya I	Inspeksi: 31 JAN 2025; Laporan IM: 31 JAN 2025; Penugasan Timtek: 03 FEB 2025; Rekomendasi Timtek: 06 FEB 2025;	Bts Perbaikan: 28 FEB 2025; Perbaikan: 18 FEB 2025;	Alkali Treated Cottonii Chips	Receiving, Processing, Packing/Labeling, Cold Storing, Stuffing	Perpanjangan	A	38	032/PM/HACCP/PAK/02/25	06 FEB 2025	
18	INTI LAUTAN FAJAR ABADI, PT	03.008.406.5-624.000	'8120216182181	Jl. Wonokoyo I RT. 01 RW. 06, Desa Wonokoyo Kecamatan Beji, Kabupaten Pasuruan, East Java - Indonesia	(62-343)655999	(62-343)657772	ALIFIA MEGA BESTARI	QUALITY ASSURANCE SUPERVISOR	'082231998484	qa-div@intanseefood.com	Jawa Timur	Balai KIPM Surabaya I	Inspeksi: 25 FEB 2025; Laporan IM: 26 FEB 2025; Penugasan Timtek: 26 FEB 2025; Rekomendasi Timtek: 03 MAR 2025;	Bts Perbaikan: 25 MAR 2025; Perbaikan: 10 MAR 2025;	Fresh Demersal Fish	Receiving, Processing, Packing/Labeling, Chill Storing, Stuffing	Perpanjangan	A	39	023/PM/HACCP/PS/03/25	03 MAR 2025	
															Frozen Demersal Fish	Receiving, Whole/Filleting, Freezing, Packing/Labeling, Cold Storing, Stuffing	Perpanjangan	A	40	024/PM/HACCP/PB/03/25	03 MAR 2025	
															Frozen Pelagic Fish	Receiving, Preparing, Processing, Freezing, Packing/Labeling, Cold Storing, Stuffing	Perpanjangan	A	41	025/PM/HACCP/PB/03/25	03 MAR 2025	
															Frozen Tuna	Receiving, Processing, Freezing, Packing/Labeling,	Perpanjangan	A	42	026/PM/HACCP/PB/03/25	03 MAR 2025	

19	ISTANA CIPTA SEMBADA, PT	01.830.004.6-651.000	'8120011151568	Desa Laban Asem, Kabat, Banyuwangi, East Java - Indonesia	(62-333) 630200	-	ERMA PUSPARINI	DOCUMENT CONTROL	*62082216727576	dcr.bwi@ics-seafood.com	Jawa Timur	Balai KIPM Surabaya I	Inspeksi: 12 MAR 2025; Laporan IM: 13 MAR 2025; Perbaikan: 20 MAR 2025; Bts Perbaikan: 13 APR 2025; Inspeksi: 13 MAR 2025; Laporan IM: 14 MAR 2025; Perbaikan: 25 MAR 2025; Bts Perbaikan: 25 MAR 2025; Inspeksi: 13 MAR 2025; Laporan IM: 17 MAR 2025; Perbaikan: 20 MAR 2025;	Frozen Cooked Cephalopods	Receiving, Processing, Cooking, Freezing, Packing/Labeling, Cold Storing, Stuffing	Perpanjangan	A	43	257/PM/HACCP/PB/03/25	18 MAR 2025
														Frozen Cooked Shrimp	Receiving, Processing, Cooking, Freezing, Packing/Labeling, Cold Storing, Stuffing	Perpanjangan	A	44	258/PM/HACCP/PB/03/25	18 MAR 2025
														Frozen Demersal Fish	Receiving, Processing, Freezing, Packing/Labeling, Cold Storing, Stuffing	Perpanjangan	A	45	259/PM/HACCP/PB/03/25	18 MAR 2025
														Frozen Farm Raised Fish	Receiving, Processing, Freezing, Packing/Labeling, Cold Storing, Stuffing	Perpanjangan	A	46	260/PM/HACCP/PB/03/25	18 MAR 2025
														Frozen Pelagic Fish	Receiving, Preparing, Freezing, Packing/Labeling, Cold Storing, Stuffing	Perpanjangan	A	47	266/PM/HACCP/PB/03/25	19 MAR 2025
														Frozen Raw Cephalopod	Receiving, Preparing, Freezing, Packing/Labeling, Cold Storing, Stuffing	Perpanjangan	A	48	267/PM/HACCP/PB/03/25	19 MAR 2025
														Frozen Raw Shrimp	Receiving, Preparing, Freezing, Packing/Labeling, Cold Storing, Stuffing	Perpanjangan	A	49	268/PM/HACCP/PB/03/25	19 MAR 2025
														Frozen Value Added Seafood Product	Receiving, Preparing, Processing, Freezing, Packing/Labeling, Cold Storing, Stuffing	Perpanjangan	A	50	269/PM/HACCP/PB/03/25	19 MAR 2025
20	JUNDA EXIM INDONESIA, PT	60.902.557.2-603.000	'2009220101982	Jalan Raya Sawocangkring No. 87 E, Desa Sawocangkring, Kecamatan Wonoayu, Kabupaten Sidoarjo, East Java - Indonesia	085246726818	-	M. ISMAN ZALFIARDI	DIREKTUR	'085246726818	isman.muhammad07@gmail.com	Jawa Timur	Balai KIPM Surabaya I	Inspeksi: 25 FEB 2025; Laporan IM: 26 FEB 2025; Perbaikan: 26 FEB 2025; Bts Perbaikan: 03 MAR 2025;	Dried Sea Cucumber	Receiving, Processing, Drying, Packing/Labeling, Storing, Stuffing	Perpanjangan	B	51	022/PM/HACCP/PK/03/25	03 MAR 2025
21	LOUISIANA FAR EAST, PT	01.083.287.1-651.000	'8120119072991	Jl. Rembang Industri II/36-A, Kawasan Berikat (EPZ) PIER, Desa Pejangkung, Kec. Rembang, Kabupaten Pasuruan, East Java - Indonesia	(62-343) 740174, 740176	(62-343) 740175	MOCH FAISOL	QUALITY ASSURANCE	'085748300396	qc@ptffe.com	Jawa Timur	Balai KIPM Surabaya I	Inspeksi: 20 MAR 2025; Laporan IM: 20 MAR 2025; Perbaikan: 20 APR 2025; Bts Perbaikan: 20 MAR 2025; Inspeksi: 24 MAR 2025; Perbaikan: 28 FEB 2025; Laporan	Frozen Snail Meat	Receiving, Processing, Freezing, Packing/Labeling, Cold Storing, Stuffing	Penambahan Ruang Lingkup	A	52	393/PM/HACCP/PB/03/25	24 MAR 2025

												IM: 20 FEB 2025; Penugasan Timtek: 21 FEB 2025; Rekomendasi Timtek: 26 FEB 2025;											
															Frozen Value Added Seafood & Vegetarian Product	Receiving, Processing, Freezing, Packing/Labeling, Cold Storing, Stuffing	Perpanjangan	A	53	288/PM/HACCP/PB/02/25	26 FEB 2025		
22	MAYA MUNCAR, PT	01.137.423.8-651.000	'8120009890233	Jl. Sampangan No. 22, Desa Kedungrejo, Kec. Muncar, Kab. Banyuwangi, East Java - Indonesia	(62-333) 593463	(62-333) 593305	YOHANES WAHYUDI	QUALITY ASSURANCE	'085258263215	plant.mayamuncar@gmail.com	Jawa Timur	Balai KIPM Surabaya I	Inspeksi: 20 MAR 2025; Laporan IM: 25 MAR 2025; Penugasan Timtek: 25 MAR 2025; Rekomendasi Timtek: 26 MAR 2025;	Bts Perbaikan: 20 APR 2025; Perbaikan: 20 APR 2025;	Canned Sardine and Mackerel	Receiving, Preparing, Pre-cooking, Seaming, Retorting, Packing/Labeling, Storing, Stuffing	Perpanjangan	A	54	421/PM/HACCP/PL/03/25	26 MAR 2025		
															Canned Tuna	Receiving, Precooking, Forming, Filling, Seaming, Retorting, Packing/Labeling, Storing, Stuffing	Perpanjangan	A	55	422/PM/HACCP/PL/03/25	26 MAR 2025		
23	NISON INDONESIA, PT	03.209.153.0-604.000	'0302230028015	Jl. Raya Tratas No.19, Desa Kedungringin, Kecamatan Muncar, Kabupaten Banyuwangi, East Java - Indonesia	0333593281	0333593281	JOAAN FAUSI MARUIS	GENERAL MANAGER	'081252266790	joan@nison.co.id	Jawa Timur	Balai KIPM Surabaya I	Inspeksi: 26 FEB 2025; Laporan IM: 27 FEB 2025; Penugasan Timtek: 27 FEB 2025; Rekomendasi Timtek: 03 MAR 2025;	Bts Perbaikan: 26 MAR 2025; Perbaikan: 06 MAR 2025;	Canned Sardine	Receiving, Preparing, Pre-cooking, Seaming, Retorting, Packing/Labeling, Storing, Stuffing	Baru	B	56	035/PM/HACCP/PL/03/25	03 MAR 2025		
															Canned Tuna	Receiving, Preparing, Pre-cooking, Seaming, Retorting, Packing/Labeling, Storing, Stuffing	Baru	B	57	036/PM/HACCP/PL/03/25	03 MAR 2025		
24	PANCA MITRA MULTI PERDANA, PT	01.821.663.0-651.000	'8120009802176	Jl. Raya Banyuwangi Km. 10 Desa Landangan, Kec. Kapongan, Kab. Situbondo, East Java - Indonesia	(62-338) 672221, 677622	(62-338) 672347	SUYUD KUSRINTO	DIREKTUR OPERASIONAL	'0811352849	suyudkusrinto@pancamitra.com	Jawa Timur	Balai KIPM Surabaya I	Inspeksi: 03 FEB 2025; Laporan IM: 06 FEB 2025; Penugasan Timtek: 07 FEB 2025; Rekomendasi Timtek: 11 FEB 2025;	Bts Perbaikan: 03 MAR 2025; Perbaikan: 03 MAR 2025;	Frozen Cooked Shrimp	Receiving, Processing, Cooking, Freezing, Packing/Labeling, Cold Storing, Stuffing	Perpanjangan	A	58	077/PM/HACCP/PB/02/25	11 FEB 2025		
															Frozen Raw Shrimp	Receiving, Preparing, Processing, Freezing, Packing/Labeling, Cold Storing, Stuffing	Perpanjangan	A	59	078/PM/HACCP/PB/02/25	11 FEB 2025		
25	PHILLIPS SEAFOODS INDONESIA, PT	01.070.707.3-057.000	'8120219101125	Jl. Raya Kemantren Rejo Km 10, Desa Kemantren Rejo, Kec. Rejos, Kabupaten Pasuruan, East Java - Indonesia	(62-343) 481566	(62-343) 482543	RINA HIDAYAT	QA MANAGER	'085697907928	rhidayat@phillipsfoods.com	Jawa Timur	Balai KIPM Surabaya I	Inspeksi: 26 FEB 2025; Laporan IM: 27 FEB 2025; Penugasan Timtek: 28 FEB 2025; Rekomendasi Timtek: 03 MAR 2025;	Bts Perbaikan: 26 MAR 2025; Perbaikan: 26 MAR 2025;	Frozen Value Added Crab	Receiving, Processing, Freezing, Packing/Labeling, Cold Storing, Stuffing	Perpanjangan	B	60	027/PM/HACCP/PB/03/25	03 MAR 2025		
															Frozen Value Added Squid	Receiving, Processing, Freezing, Packing/Labeling, Cold Storing, Stuffing	Perpanjangan	B	61	028/PM/HACCP/PB/03/25	03 MAR 2025		
26	S.K. FOODS INDONESIA, PT	01.069.312.5-057.000	'9120008382598	Jl. Berbek Industri I/3, Desa Berbek, Kecamatan Waru, Kabupaten Sidoarjo, East Java - Indonesia	081333673805				'08113695830		Jawa Timur	Balai KIPM Surabaya I	Inspeksi: 19 MAR 2025; Laporan IM: 19 MAR 2025; Penugasan Timtek: 19 MAR 2025; Rekomendasi	Bts Perbaikan: 19 APR 2025; Perbaikan: 25 MAR 2025;	Frozen Shrimp	Receiving, Processing, Freezing, Packing/Labeling, Cold Storing, Stuffing	Baru	B	62	377/PM/HACCP/PB/03/25	24 MAR 2025		

27	SAMODRA BERKAH INDONESIA, PT	41.433.739.4-453.000	*1293000210893	Pergudangan Safe n Lock Blok BA1 Kav. 7031, Jl. Veteran KM 5.5, Desa Rangkah Kidul, Kecamatan Sidoarjo, Kabupaten Sidoarjo, East Java - Indonesia	08118868889		AGA MUFTI PRADIPTA	DIREKTUR	'08118868889	08118868889	Jawa Timur	Balai KIPM Surabaya I	Inspeksi: 19 MAR 2025; Laporan IM: 20 MAR 2025; Penugasan Timtek: 25 MAR 2025; Rekomendasi Timtek: 25 MAR 2025;	Bts Perbaikan: 19 APR 2025; Perbaikan: 19 APR 2025;	Frozen Demersal Fish	Receiving, Preparing, Processing, Freezing, Packing/Labeling, Cold Storing, Stuffing	Baru	C	63	394/PM/HACCP/PB/03/25	25 MAR 2025
															Frozen Pelagic Fish	Receiving, Preparing, Processing, Freezing, Packing/Labeling, Cold Storing, Stuffing	Baru	C	64	395/PM/HACCP/PB/03/25	25 MAR 2025
															Frozen Tuna	Receiving, Preparing, Processing, Freezing, Packing/Labeling, Cold Storing, Stuffing	Baru	C	65	396/PM/HACCP/PB/03/25	25 MAR 2025
28	SAMUDRA KENCANA MINA, PT	02.967.929.7-641.000	'8120101902214	Central Square E. 31, Jl. Ahmad Yani 41 -43 Gedangan, Sidoarjo, East Java - Indonesia	(62-31) 8547202	(62-31) 8547196	PRA SUGIRIANTO	DIREKTUR	'0811992244	qc.samudrakencanamina@gmail.com	Jawa Timur	Balai KIPM Surabaya I	Inspeksi: 26 FEB 2025; Laporan IM: 26 FEB 2025; Penugasan Timtek: 27 FEB 2025; Rekomendasi Timtek: 03 MAR 2025;	Bts Perbaikan: 26 MAR 2025; Perbaikan: 03 MAR 2025;	Frozen Cephalopods	Receiving, Preparing, Processing, Freezing, Packing/Labeling, Cold Storing, Stuffing	Perpanjangan	A	66	031/PM/HACCP/PB/03/25	03 MAR 2025
															Frozen Demersal Fish	Receiving, Preparing, Processing, Freezing, Packing/Labeling, Cold Storing, Stuffing	Perpanjangan	A	67	032/PM/HACCP/PB/03/25	03 MAR 2025
															Frozen Farm Raised Fish	Receiving, Preparing, Processing, Freezing, Packing/Labeling, Cold Storing, Stuffing	Perpanjangan	A	68	033/PM/HACCP/PB/03/25	03 MAR 2025
															Frozen Pelagic Fish	Receiving, Preparing, Processing, Freezing, Packing/Labeling, Cold Storing, Stuffing	Perpanjangan	A	69	034/PM/HACCP/PB/03/25	03 MAR 2025
29	SARI LAUT JAYA FOOD PRODUCTS, PT	75.545.429.5-627.000	'8120014043007	Jl. Smpangan B1/A Desa Kedungrejo, Kec. Muncar, Kab. Banyuwangi, East Java - Indonesia	(62-333) 591888	(62-333) 593321	FURIYANTO ANDOYO	PLANT MANAGER	'0333593322	fury@sarilautjaya.com	Jawa Timur	Balai KIPM Surabaya I	Inspeksi: 19 FEB 2025; Laporan IM: 20 FEB 2025; Penugasan Timtek: 20 FEB 2025; Rekomendasi Timtek: 26 FEB 2025;	Bts Perbaikan: 19 MAR 2025; Perbaikan: 19 MAR 2025;	Canned Sardine and Mackerel	Receiving, Preparing, Pre-cooking, Seaming, Retorting, Packing/Labeling, Storing, Stuffing	Perpanjangan	B	70	287/PM/HACCP/PL/02/25	26 FEB 2025
30	SEKAR BUMI TBK PLANT I, PT	01.148.487.0-054.000	'8120008802502	Jalan Raya Tebel, Desa Tebel, Gedangan Sidoarjo, East Java - Indonesia	(62-31) 8951910	(62-31) 8951915	IR, BAMBANG KRISTANTO	PLANT MANAGER	'08113001122	bangkriz@yahoo.com	Jawa Timur	Balai KIPM Surabaya I	Inspeksi: 23 JAN 2025; Laporan IM: 23 JAN 2025; Penugasan Timtek: 24 JAN 2025; Rekomendasi Timtek: 25 JAN 2025;	Bts Perbaikan: 23 FEB 2025; Perbaikan: 07 FEB 2025;	Frozen Froglegs	Receiving, Preparing, Freezing, Packing/Labeling, Cold Storing, Stuffing	Perpanjangan	A	71	124/PM/HACCP/PB/01/25	25 JAN 2025
31	SEKAR BUMI TBK PLANT II, PT	01.148.487.0-054.000	'8120008802502	Jl. Jenggolo II/17, Kel. Pucang, Kec. Sidoarjo, Kabupaten Sidoarjo, East Java - Indonesia	(62-31) 8951910	(62-31) 8951915	TAATI	QA MANAGER	'082334284355	taati@sekarbumi.net	Jawa Timur	Balai KIPM Surabaya I	Inspeksi: 04 FEB 2025; Laporan IM: 04 FEB 2025; Penugasan Timtek: 05 FEB 2025; Rekomendasi Timtek: 07 FEB 2025; Inspeksi: 03 FEB 2025;	Bts Perbaikan: 04 MAR 2025; Perbaikan: 04 MAR 2025; Bts Perbaikan: 03 MAR 2025; Perbaikan:	Frozen Cephalopods	Receiving, Preparing, Freezing, Packing/Labeling, Cold Storing, Stuffing	Perpanjangan	A	72	059/PM/HACCP/PB/02/25	07 FEB 2025

											Laporan IM: 04 FEB 2025; Penugasan Timtek: 05 FEB 2025; Rekomendasi Timtek: 11 FEB 2025;	03 MAR 2025;									
														Frozen Cooked Cephalopods	Receiving, Preparing, Boiling, Freezing, Packing/Labeling, Cold Storing, Stuffing	Perpanjangan	A	73	060/PM/HACCP/PB/02/25	07 FEB 2025	
														Frozen Cooked Shrimp	Receiving, Processing, Cooking, Freezing, Packing/Labeling, Cold Storing, Stuffing	Perpanjangan	A	74	079/PM/HACCP/PB/02/25	11 FEB 2025	
														Frozen Demersal Fish	Receiving, Processing, Freezing, Packing/Labeling, Cold Storing, Stuffing	Perpanjangan	A	75	080/PM/HACCP/PB/02/25	11 FEB 2025	
														Frozen Farm Raised Fish	Receiving, Processing, Freezing, Packing/Labeling, Cold Storing, Stuffing	Perpanjangan	A	76	081/PM/HACCP/PB/02/25	11 FEB 2025	
														Frozen Raw Shrimp	Receiving, Processing, Freezing, Packing/Labeling, Cold Storing, Stuffing	Perpanjangan	A	77	082/PM/HACCP/PB/02/25	11 FEB 2025	
														Frozen Value Added Seafood Product	Receiving, Preparing, Blending, Freezing, Packing/Labeling, Cold Storing, Stuffing	Perpanjangan	A	78	061/PM/HACCP/PB/02/25	07 FEB 2025	
32	SEKAR LAUT TBK, PT	01.140.938.0-054.000	'8120311100056	Jl. Jenggolo II/17, Sidoarjo East Java - Indonesia	(62-31) 8921036, 8921605	(62-31) 8941244	TIMOTIUS DEFRI P.G.	QUALITY CONTROL MANAGER	'081803857860	quality@sekarlaut.id	Jawa Timur	Balai KIPM Surabaya I	Inspeksi: 23 JAN 2025; Laporan IM: 23 JAN 2025; Penugasan Timtek: 24 JAN 2025; Rekomendasi Timtek: 31 JAN 2025; Inspeksi: 06 FEB 2025; Laporan IM: 06 FEB 2025; Penugasan Timtek: 07 FEB 2025; Rekomendasi Timtek: 10 FEB 2025;	Bts Perbaikan: 23 FEB 2025; Perbaikan: 23 FEB 2025; Bts Perbaikan: 06 MAR 2025; Perbaikan: 06 MAR 2025;	Anchovy Chili Paste	Receiving, Processing, Packing/Labeling, Storing, Stuffing	Perpanjangan	A	79	156/PM/HACCP/PL/01/25	31 JAN 2025
														Fish Crackers	Receiving, Preparing, Cooking, Drying, Packing/Labeling, Storing, Stuffing	Naik Grade	A	80	072/PM/HACCP/IPK/02/25	10 FEB 2025	
														Fried Fish Crackers	Receiving, Processing, Drying, Frying, Packing/Labeling, Storing, Stuffing	Naik Grade	A	81	073/PM/HACCP/IPK/02/25	10 FEB 2025	
														Fried Shrimp Crackers	Receiving, Processing, Drying, Frying, Packing/Labeling, Storing, Stuffing	Naik Grade	A	82	074/PM/HACCP/IPK/02/25	10 FEB 2025	
														Shrimp Chili Paste	Receiving, Processing, Packing/Labeling, Storing, Stuffing	Perpanjangan	A	83	157/PM/HACCP/PL/01/25	31 JAN 2025	
														Shrimp Crackers	Receiving, Preparing, Cooking, Drying, Packing/Labeling, Storing, Stuffing	Naik Grade	A	84	075/PM/HACCP/IPK/02/25	10 FEB 2025	

33	SINAR TIRTA, CV	02.825.085.0-604.000	'8120118041591	Jl. Rembang Industri VIII/3 Pier Pasuruan, Desa Pejangkalan, Kec. Rembang, Kabupaten Pasuruan, East Java - Indonesia	(62-343) 6431155	(62-343) 6431155	EDWARD ELGAR LIEMCOLN	QA	'0818508127	cvsinartirta@gmail.com	Jawa Timur	Balai KIPM Surabaya I	Inspeksi: 14 MAR 2025; Laporan IM: 17 MAR 2025; Perbaikan: 25 MAR 2025; Penugasan Timtek: 17 MAR 2025; Rekomendasi Timtek: 24 MAR 2025;	Bts Perbaikan: 14 APR 2025; Perbaikan: 25 MAR 2025;	Frozen Cephalopods	Receiving, Preparing, Processing, Freezing, Packing/Labeling, Cold Storing, Stuffing	Perpanjangan	B	85	289/PM/HACCP/PB/03/25	19 MAR 2025
															Frozen Demersal Fish	Receiving, Preparing, Processing, Freezing, Packing/Labeling, Cold Storing, Stuffing	Perpanjangan	B	86	290/PM/HACCP/PB/03/25	19 MAR 2025
															Frozen Shellfish	Receiving, Preparing, Processing, Freezing, Packing/Labeling, Cold Storing, Stuffing	Perpanjangan	B	87	291/PM/HACCP/PB/03/25	19 MAR 2025
34	SUMBER PANGAN NUSANTARA, PT	01.643.415.0-643.001	'8120205991786	Jl. Raya Buduran No. 355 Sidoarjo, East Java - Indonesia	(62-31) 8961241	(62-31) 8950939	WIYONO PANTORO	PLANT MANAGER	'0318961241	spnmkt@rad.net.id	Jawa Timur	Balai KIPM Surabaya I	Inspeksi: 11 MAR 2025; Laporan IM: 11 MAR 2025; Penugasan Timtek: 12 MAR 2025; Rekomendasi Timtek: 15 MAR 2025; Inspeksi: 12 MAR 2025; Laporan IM: 13 MAR 2025; Penugasan Timtek: 13 MAR 2025; Rekomendasi Timtek: 15 MAR 2025;	Bts Perbaikan: 11 APR 2025; Perbaikan: 19 MAR 2025; Bts Perbaikan: 12 APR 2025; Perbaikan: 19 MAR 2025;	Frozen Demersal Fish	Receiving, Processing, Freezing, Packing/Labeling, Cold Storing, Stuffing	Perpanjangan	A	88	187/PM/HACCP/PB/03/25	15 MAR 2025
															Frozen Farm Raised Fish	Receiving, Processing, Freezing, Packing/Labeling, Cold Storing, Stuffing	Perpanjangan	A	89	188/PM/HACCP/PB/03/25	15 MAR 2025
															Frozen Froglegs	Receiving, Processing, Freezing, Packing/Labeling, Cold Storing, Stuffing	Perpanjangan	A	90	189/PM/HACCP/PB/03/25	15 MAR 2025
															Frozen Pelagic Fish	Receiving, Processing, Freezing, Packing/Labeling, Cold Storing, Stuffing	Perpanjangan	A	91	190/PM/HACCP/PB/03/25	15 MAR 2025
															Frozen Shrimp	Receiving, Preparing, Freezing, Packing/Labeling, Cold Storing, Stuffing	Perpanjangan	A	92	191/PM/HACCP/PB/03/25	15 MAR 2025
35	SURYA ADIKUMALA ABADI, PT	01.438.633.8-641.000	'8120002821618	Jl. Raya Situbondo - Banyuwangi, Km.17, Bangsring, Wongsorejo, Banyuwangi, East Java - Indonesia	(62 - 333) 510677	(62 - 333) 511400	HENDRA SAPUTRA	FACTORY MANAGER	'087883213000	quality@ptsaa.com	Jawa Timur	Balai KIPM Surabaya I	Inspeksi: 25 FEB 2025; Laporan IM: 27 FEB 2025; Penugasan Timtek: 27 FEB 2025; Rekomendasi Timtek: 03 MAR 2025;	Bts Perbaikan: 25 MAR 2025; Perbaikan: 03 MAR 2025;	Frozen Cooked Shrimp	Receiving, Preparing, Processing, Freezing, Packing/Labeling, Cold Storing, Stuffing	Perpanjangan	A	93	020/PM/HACCP/PB/03/25	03 MAR 2025
															Frozen Raw Shrimp	Receiving, Preparing, Freezing, Packing/Labeling, Cold Storing, Stuffing	Perpanjangan	A	94	021/PM/HACCP/PB/03/25	03 MAR 2025
36	SURYA ALAM TUNGGAL, PT	01.233.310.0-643.001	'8120001820245	Jl. Raya Tropodo No. 126, Wanu, Sidoarjo, East	031-8667575	031-8667500	SRI WIDJIASTUTI	FACTORY MANAGER	'081330954422	dcr@pt-sat.com	Jawa Timur	Balai KIPM Surabaya I	Inspeksi: 23 JAN 2025; Laporan IM: 23 JAN 2025;	Bts Perbaikan: 23 FEB 2025; Perbaikan:	Frozen Cooked Shrimp	Receiving, Processing, Cooking, Freezing, Packing/Labeling,	Perpanjangan	A	95	153/PM/HACCP/PB/01/25	31 JAN 2025

			Java - Indonesia									Penugasan Timtek: 24 JAN 2025; Rekomendasi Timtek: 31 JAN 2025;	06 FEB 2025;		Cold Storing, Stuffing									
														Frozen Froglegs	Receiving, Processing, Freezing, Packing/Labeling, Cold Storing, Stuffing	Perpanjangan	A	96	154/PM/HACCP/PB/01/25	31 JAN 2025				
														Frozen Raw Shrimp	Receiving, Processing, Freezing, Packing/Labeling, Cold Storing, Stuffing	Perpanjangan	A	97	155/PM/HACCP/PB/01/25	31 JAN 2025				
37	SURYA INDOALGAS, PT	01.526.655.4-614.000	'8120003822374	Jalan Raya Wonorejo, Desa Jimbaran Wetan, Kec. Wonorejo, Kab. Sidoarjo, East Java - Indonesia	(62-31) 8853174	(62-31) 8853175	UMI FITRIA FEBRIANI	DOCUMENT CONTROL	'082331230097	indoalgasdc@gmail.com	Jawa Timur	Balai KIPM Surabaya I	Inspeksi: 13 FEB 2025; Laporan IM: 18 FEB 2025; Penugasan Timtek: 18 FEB 2025; Rekomendasi Timtek: 22 FEB 2025;	Bts Perbaikan: 13 MAR 2025; Perbaikan: 13 MAR 2025;	Agar-Agar Powder	Receiving, Handling, Drying, Packing/Labeling, Storing, Stuffing	Perpanjangan	B	98	249/PM/HACCP/PK/02/25	22 FEB 2025			
														Alkali Treated Gracilaria	Receiving, Processing, Drying, Packing/Labeling, Storing, Stuffing	Perpanjangan	B	99	250/PM/HACCP/PK/02/25	22 FEB 2025				
														Dried Seaweed	Receiving, Handling, Drying, Packing/Labeling, Storing, Stuffing	Perpanjangan	B	100	251/PM/HACCP/PK/02/25	22 FEB 2025				
38	SURYA INTI ANEKA PANGAN, PT	02.637.999.0-603.000	'8120009991788	Jl. Yos Sudarso No.8, Desa Bulang, Kecamatan Prambon, Kabupaten Sidoarjo, East Java - Indonesia	031-99621777	-	CANDRA SURYA GUNAWAN	DIREKTUR OPERASIONAL	'087851811888	candra@ptsiap.com	Jawa Timur	Balai KIPM Surabaya I	Inspeksi: 10 JAN 2025; Laporan IM: 14 JAN 2025; Penugasan Timtek: 14 JAN 2025; Rekomendasi Timtek: 18 JAN 2025;	Bts Perbaikan: 10 FEB 2025; Perbaikan: 04 FEB 2025;	Fish Crackers	Receiving, Preparing, Cooking, Drying, Packing/Labeling, Storing, Stuffing	Perpanjangan	A	101	049/PM/HACCP/PK/01/25	18 JAN 2025			
														Shrimp Crackers	Receiving, Preparing, Cooking, Drying, Packing/Labeling, Storing, Stuffing	Perpanjangan	A	102	050/PM/HACCP/PK/01/25	18 JAN 2025				
39	TRI MITRA MAKMUR, PT	02.268.035.9-723.000	'8120111021183	Jl. Raya Banyuwangi Dusun Laok Bindung, RT. 02 RW. 03, Ds. Landangan, Kec. Kapongan, Kab. Situbondo, East Java - Indonesia	(62-338) 676551	(62-338) 676551	SUYUD KUSRINTO	DIREKTUR OPERASIONAL	'*62 811-352-849	qa.stb@trimitramakmur.com	Jawa Timur	Balai KIPM Surabaya I	Inspeksi: 17 MAR 2025; Laporan IM: 18 MAR 2025; Penugasan Timtek: 19 MAR 2025; Rekomendasi Timtek: 24 MAR 2025; Inspeksi: 04 FEB 2025; Laporan IM: 05 FEB 2025; Penugasan Timtek: 05 FEB 2025; Rekomendasi Timtek: 11 FEB 2025;	Bts Perbaikan: 17 APR 2025; Perbaikan: 20 MAR 2025; Bts Perbaikan: 04 MAR 2025; Perbaikan: 04 MAR 2025;	Frozen Breaded Shrimp	Receiving, Processing, Freezing, Packing/Labeling, Cold Storing, Stuffing	Perpanjangan	A	103	341/PM/HACCP/PB/03/25	24 MAR 2025			
														Frozen Cooked Shrimp	Receiving, Preparing, Blending, Pre-Cooking, Freezing, Packing/Labeling, Cold Storing, Stuffing	Perpanjangan	A	104	084/PM/HACCP/PB/02/25	11 FEB 2025				
														Frozen Raw Shrimp	Receiving, Preparing, Freezing, Packing/Labeling, Cold Storing, Stuffing	Perpanjangan	A	105	085/PM/HACCP/PB/02/25	11 FEB 2025				
40	WINDUBLAMBANGAN SEJATI, PT	01.465.954.4-651.000	'9120306842306	Jl. Gatot Subroto Km. 5 No. 18, Banyuwangi,	(62 - 333) 423035	-	ARISYA HALDIANITA	DOCUMENT CONTROLLER	'085236580001	riris.fsqa@gmail.com	Jawa Timur	Balai KIPM Surabaya I	Inspeksi: 04 FEB 2025; Laporan IM: 05 FEB	Bts Perbaikan: 04 MAR 2025;	Frozen Cooked Cephalopods	Receiving, Preparing, Cooking, Freezing,	Perpanjangan	A	106	062/PM/HACCP/PB/02/25	07 FEB 2025			

East Java -
Indonesia

2025;
Penugasan
Timtek: 05
FEB 2025;
Rekomendasi
Timtek: 07
FEB 2025;
Inspeksi:
06 FEB 2025;
Laporan
IM: 06 FEB
2025;
Penugasan
Timtek: 07
FEB 2025;
Rekomendasi
Timtek: 07
FEB 2025;

Perbaikan:
14 FEB
2025;
Bts
Perbaikan:
06 MAR
2025;
Perbaikan:
01 MAR
2025;

	Packing/Labeling, Cold Storing, Stuffing					
Frozen Cooked Shrimp	Receiving, Preparating, Cooking, Freezing, Packing/Labeling, Cold Storing, Stuffing	Perpanjangan	A	107	063/PM/HACCP/PB/02/25	07 FEB 2025
Frozen Demersal Fish	Receiving, Whole/Filetting, Freezing, Packing/Labeling, Cold Storing, Stuffing	Perpanjangan	A	108	053/PM/HACCP/PB/02/25	07 FEB 2025
Frozen Pelagic Fish	Receiving, Whole/Filetting, Freezing, Packing/Labeling, Cold Storing, Stuffing	Perpanjangan	A	109	054/PM/HACCP/PB/02/25	07 FEB 2025
Frozen Raw Cephalopod	Receiving, Preparating, Freezing, Packing/Labeling, Cold Storing, Stuffing	Perpanjangan	A	110	064/PM/HACCP/PB/02/25	07 FEB 2025
Frozen Raw Shrimp	Receiving, Preparating, Freezing, Packing/Labeling, Cold Storing, Stuffing	Perpanjangan	A	111	065/PM/HACCP/PB/02/25	07 FEB 2025
Frozen Tuna	Receiving, Preparating, Freezing, Packing/Labeling, Cold Storing, Stuffing	Perpanjangan	A	112	055/PM/HACCP/PB/02/25	07 FEB 2025

**REKAP PENERBITAN SERTIFIKAT SKP BALAI KIPM SURABAYA I
PERIODE JANUARI S.D. MARET 2025**

No.	NAMA UPI	LOKASI (KAB/KOTA)	SKALA USAHA	JENIS PERMOHONAN	NAMA PRODUK	NO. SKP	TGL. TERBIT	MASA BERLAKU S.D.
1	LISA FROZEN	Kabupaten Sidoarjo	Usaha Mikro	baru	Ikan Pelagis Beku (Teri, Baby Tuna, Lemuru, Barakuda, Tongkol, Kembung, Belanak, Salmon, Cakalang, Tenggiri, Kapasan, Wader)	35123/35/SKP/BK/I/2025	03/01/2025	03/01/2027
2	LISA FROZEN	Kabupaten Sidoarjo	Usaha Mikro	baru	Ikan Demersal Beku (Kuniran, Kerapu, Layur, Bawal, Kakap Merah)	35124/35/SKP/BK/I/2025	03/01/2025	03/01/2027
3	LISA FROZEN	Kabupaten Sidoarjo	Usaha Mikro	baru	Udang Beku	35125/35/SKP/BK/I/2025	03/01/2025	03/01/2027
4	LISA FROZEN	Kabupaten Sidoarjo	Usaha Mikro	baru	Ikan Hasil Budidaya Beku	35126/35/SKP/BK/I/2025	03/01/2025	03/01/2027
5	LISA FROZEN	Kabupaten Sidoarjo	Usaha Mikro	baru	Kerang Beku	35127/35/SKP/BK/I/2025	03/01/2025	03/01/2027
6	LISA FROZEN	Kabupaten Sidoarjo	Usaha Mikro	baru	Cephalopoda Beku (Gurita, Cumi-cumi)	35128/35/SKP/BK/I/2025	03/01/2025	03/01/2027
7	LISA FROZEN	Kabupaten Sidoarjo	Usaha Mikro	baru	Bandeng Tanpa Duri	35129/35/SKP/BK/I/2025	03/01/2025	03/01/2027
8	UKM EVAVI JAYA	Kota Madiun	Usaha Mikro	baru	Abon Ikan	35122/35/SKP/LN/I/2025	03/01/2025	03/01/2027
9	PT. ANUGERAH TIGA PERSADA	Kabupaten Tulungagung	Usaha Mikro	baru	Fillet Ikan Beku	35137/35/SKP/BK/I/2025	06/01/2025	06/01/2027
10	UD. DHADEN KURNIA ABADI	Kabupaten Malang	Usaha Mikro	perpanjangan	Fillet Patin Beku	35144/35/SKP/BK/I/2025	07/01/2025	07/01/2027
11	PT. PANGAN SUKSES GEMILANG	Kabupaten Trenggalek	Usaha Mikro	perpanjangan	Fillet Patin Beku	35158/35/SKP/BK/I/2025	09/01/2025	09/01/2027
12	PT. SURYA INDOALGAS	Kabupaten Sidoarjo	Usaha Besar	perpanjangan	Tepung Agar-agar	35160/35/SKP/RD/I/2025	10/01/2025	10/01/2027
13	PT. PLANT III PT. TRI MITRA MAKMUR	Kabupaten Situbondo	Usaha Besar	perpanjangan	Udang Masak Beku	35162/35/SKP/BK/I/2025	10/01/2025	10/01/2027
14	PT. PLANT III PT. TRI MITRA MAKMUR	Kabupaten Situbondo	Usaha Besar	perpanjangan	Udang Mentah Beku	35163/35/SKP/BK/I/2025	10/01/2025	10/01/2027
15	PT. GRAHAMAKMUR CIPTAPRATAMA	Kabupaten Sidoarjo	Usaha Besar	perpanjangan	Udang Mentah Beku	35174/35/SKP/BK/I/2025	10/01/2025	10/01/2027
16	PT. GRAHAMAKMUR CIPTAPRATAMA	Kabupaten Sidoarjo	Usaha Besar	perpanjangan	Udang Rebus Beku	35175/35/SKP/BK/I/2025	10/01/2025	10/01/2027
17	CV. SINAR TIRTA	Kabupaten Pasuruan	Usaha Kecil	perpanjangan	Cephalopoda Beku (Sotong, Cumi Karet, Gurita, Cumi-cumi)	35176/35/SKP/BK/I/2025	10/01/2025	10/01/2027
18	CV. SINAR TIRTA	Kabupaten Pasuruan	Usaha Kecil	perpanjangan	Kerang Beku	35179/35/SKP/BK/I/2025	10/01/2025	10/01/2027
19	CV. SINAR TIRTA	Kabupaten Pasuruan	Usaha Kecil	perpanjangan	Fillet Ikan Beku	35181/35/SKP/BK/I/2025	10/01/2025	10/01/2027
20	BAHAGIA	Kabupaten Sidoarjo	Usaha Kecil	perpanjangan	Kerupuk Udang	35182/35/SKP/LN/I/2025	10/01/2025	10/01/2027
21	PT. AGROMINA WICAKSANA	Kabupaten Sidoarjo	Usaha Kecil	perpanjangan	Telur Ikan Terbang Kering	35173/35/SKP/KR/I/2025	10/01/2025	10/01/2027
22	PT. AGROMINA WICAKSANA	Kabupaten Sidoarjo	-	perpanjangan	Ikan Hasil Budidaya Beku (Lele, Bandeng, Nila)	35166/35/SKP/BK/I/2025	10/01/2025	10/01/2027
23	PT. AGROMINA WICAKSANA	Kabupaten Sidoarjo	-	perpanjangan	Ikan Demersal Beku (Gabus Laut, Gulama, Emperor, Manyung, Kerapu, Gerot-gerot, Kakatua, Kakap Merah, Kurisi)	35167/35/SKP/BK/I/2025	10/01/2025	10/01/2027
24	PT. AGROMINA WICAKSANA	Kabupaten Sidoarjo	Usaha Kecil	perpanjangan	Ikan Pelagis Beku (Barakuda, Kembung, Muroaji, Tenggiri)	35169/35/SKP/BK/I/2025	10/01/2025	10/01/2027
25	PT. AGROMINA WICAKSANA	Kabupaten Sidoarjo	Usaha Kecil	perpanjangan	Cephalopoda Mentah Beku (Sotong, Gurita, Cumi-cumi)	35168/35/SKP/BK/I/2025	10/01/2025	10/01/2027
26	PT. AGROMINA WICAKSANA	Kabupaten Sidoarjo	Usaha Kecil	perpanjangan	Udang Mentah Beku	35172/35/SKP/BK/I/2025	10/01/2025	10/01/2027
27	PT. AGROMINA WICAKSANA	Kabupaten Sidoarjo	Usaha Kecil	perpanjangan	Tuna Beku	35171/35/SKP/BK/I/2025	10/01/2025	10/01/2027

No.	NAMA UPI	LOKASI (KAB/KOTA)	SKALA USAHA	JENIS PERMOHONAN	NAMA PRODUK	NO. SKP	TGL. TERBIT	MASA BERLAKU S.D.
28	PT. AGROMINA WICAKSANA	Kabupaten Sidoarjo	Usaha Kecil	perpanjangan	Telur Ikan Terbang Beku	35170/35/SKP/BK/I/2025	10/01/2025	10/01/2027
29	PT. FISHINDO CITRA SAMUDRA	Kabupaten Sidoarjo	Usaha Menengah	perpanjangan	Ikan Demersal Beku (Kakap Putih, Bawal Hitam, Kerapu Bintik, Lencam, Kerapu, Layur, Bawal, Kakap Merah, Kakap, Kurisi, Ekor Kuning)	35278/35/SKP/BK/I/2025	16/01/2025	16/01/2027
30	PT. FISHINDO CITRA SAMUDRA	Kabupaten Sidoarjo	Usaha Menengah	perpanjangan	Cephalopoda Beku (Sotong, Gurita, Cumi-cumi)	35277/35/SKP/BK/I/2025	16/01/2025	16/01/2027
31	PT. BUMI MENARA INTERNUSA - DAMPIT	Kabupaten Malang	Usaha Besar	perpanjangan	Udang Masak Beku	35329/35/SKP/BK/I/2025	22/01/2025	22/01/2027
32	CV. BINTANG LAUT PUTRA	Kabupaten Pasuruan	Usaha Mikro	baru	Udang Mentah Beku	35340/35/SKP/BK/I/2025	22/01/2025	22/01/2027
33	CV. BINTANG LAUT PUTRA	Kabupaten Pasuruan	Usaha Mikro	baru	Cephalopoda Beku (Sotong, Gurita, Cumi-cumi)	35341/35/SKP/BK/I/2025	22/01/2025	22/01/2027
34	CV. BINTANG LAUT PUTRA	Kabupaten Pasuruan	Usaha Menengah	baru	Ikan Pelagis Beku (Sebelah, Makerel, Malalugis, Marlin, Sarden, Cakalang, Tuna Cakalang)	35337/35/SKP/BK/I/2025	22/01/2025	22/01/2027
35	CV. BINTANG LAUT PUTRA	Kabupaten Pasuruan	Usaha Menengah	baru	Ikan Demersal Beku (Bawal Hitam, Belut Conger, Gulama, Emperor, Kerapu, Sukang, Beloso, Kakap Merah, Jenggot, Seabream, Kakap, Selar Kuning, Ekor Kuning, White Croaker)	35338/35/SKP/BK/I/2025	22/01/2025	22/01/2027
36	CV. BINTANG LAUT PUTRA	Kabupaten Pasuruan	Usaha Menengah	baru	Ikan Beku Hasil Budidaya (Lele, Bandeng, Mujair, Patin, Nila)	35339/35/SKP/BK/I/2025	22/01/2025	22/01/2027
37	PT. ALTER TRADE INDONESIA	Kabupaten Sidoarjo	Usaha Besar	perpanjangan	Udang Berlapis Tepung Beku	35331/35/SKP/BK/I/2025	22/01/2025	22/01/2027
38	PT. SEKAR LAUT, TBK	Kabupaten Sidoarjo	Usaha Mikro	perpanjangan	Sambal Teri	35335/35/SKP/LN/I/2025	22/01/2025	22/01/2027
39	PT. SEKAR LAUT, TBK	Kabupaten Sidoarjo	Usaha Mikro	perpanjangan	Sambal Terasi Udang	35336/35/SKP/LN/I/2025	22/01/2025	22/01/2027
40	PT. SEKAR LAUT, TBK	Kabupaten Sidoarjo	Usaha Menengah	perpanjangan	Kerupuk Ikan, Kerupuk Udang	35333/35/SKP/KR/I/2025	22/01/2025	22/01/2027
41	PT. SEKAR LAUT, TBK	Kabupaten Sidoarjo	Usaha Menengah	perpanjangan	Kerupuk Ikan Goreng, Kerupuk Udang Goreng	35334/35/SKP/KR/I/2025	22/01/2025	22/01/2027
42	PT. ANEKA SUMBER ALAM JAYA	Kabupaten Pasuruan	Usaha Mikro	perpanjangan	Siput Rebus Beku	35330/35/SKP/BK/I/2025	22/01/2025	22/01/2027
43	CV. BIJI SESAWI	Kabupaten Banyuwangi	Usaha Kecil	perpanjangan	Ikan Demersal Beku (Layur)	35343/35/SKP/BK/I/2025	22/01/2025	22/01/2027
44	CV. BIJI SESAWI	Kabupaten Banyuwangi	Usaha Kecil	perpanjangan	Ikan Pelagis Beku (Lemuru, Tongkol, Layang, Kenyar)	35344/35/SKP/BK/I/2025	22/01/2025	22/01/2027
45	CV. BIJI SESAWI	Kabupaten Banyuwangi	Usaha Kecil	perpanjangan	Cephalopoda Beku (Cumi Karet, Cumi-cumi)	35342/35/SKP/BK/I/2025	22/01/2025	22/01/2027
46	PT. AMARTA CARRAGEENAN INDONESIA	Kabupaten Pasuruan	Usaha Besar	baru	Alkali Treated Chips	35391/35/SKP/LN/I/2025	31/01/2025	31/01/2027
47	PT. AMARTA CARRAGEENAN INDONESIA	Kabupaten Pasuruan	Usaha Besar	perpanjangan	Semi Refined Carrageenan	35390/35/SKP/RD/I/2025	31/01/2025	31/01/2027
48	PT. LOUISIANA FAR EAST	Kabupaten Pasuruan	Usaha Menengah	perpanjangan	Seafood Bernilai Tambah Beku dan Produk Vegetarian	35392/35/SKP/BK/I/2025	31/01/2025	31/01/2027
49	PT. INDONESIA LIFA ALGAE KARAGINAN INTERNATIONAL	Kabupaten Situbondo	Usaha Besar	perpanjangan	Semi Refined Carrageenan	35502/35/SKP/RD/II/2025	12/02/2025	12/02/2027
50	CV. JAVA FISH	Kabupaten Sidoarjo	Usaha Mikro	perpanjangan	Ikan Pelagis Segar (Tongkol, Layur, Cakalang, Tenggiri)	35593/35/SKP/SG/II/2025	14/02/2025	14/02/2027
51	CV. JAVA FISH	Kabupaten Sidoarjo	Usaha Mikro	perpanjangan	Udang Segar	35592/35/SKP/SG/II/2025	14/02/2025	14/02/2027
52	CV. JAVA FISH	Kabupaten Sidoarjo	Usaha Mikro	perpanjangan	Udang Kipas Segar	35595/35/SKP/SG/II/2025	14/02/2025	14/02/2027
53	CV. JAVA FISH	Kabupaten Sidoarjo	Usaha Mikro	perpanjangan	Cephalopoda Segar (Sotong, Gurita, Cumi-cumi)	35591/35/SKP/SG/II/2025	14/02/2025	14/02/2027

No.	NAMA UPI	LOKASI (KAB/KOTA)	SKALA USAHA	JENIS PERMOHONAN	NAMA PRODUK	NO. SKP	TGL. TERBIT	MASA BERLAKU S.D.
54	PT. MARINECIPTA AGUNG	Kabupaten Pasuruan	Usaha Besar	perpanjangan	Ikan Pelagis Beku (Alaska Pollock, Hokke, Konosirus, Makerel, Pacific Saury, Sarden, Herring, Horse Mackerel)	35606/35/SKP/BK/II/2025	14/02/2025	14/02/2027
55	PT. MARINECIPTA AGUNG	Kabupaten Pasuruan	Usaha Besar	perpanjangan	Ikan Demersal Beku (Alfonsino, Boarfish, Cardinal)	35603/35/SKP/BK/II/2025	14/02/2025	14/02/2027
56	PT. MARINECIPTA AGUNG	Kabupaten Pasuruan	Usaha Besar	perpanjangan	Salmon Masak Beku	35604/35/SKP/BK/II/2025	14/02/2025	14/02/2027
57	PT. MARINECIPTA AGUNG	Kabupaten Pasuruan	Usaha Besar	perpanjangan	Kerang Beku	35602/35/SKP/BK/II/2025	14/02/2025	14/02/2027
58	PT. MARINECIPTA AGUNG	Kabupaten Pasuruan	Usaha Besar	perpanjangan	Cephalopoda Beku (Baby Yari Ika, Hotaru Ika, Surume Ika)	35601/35/SKP/BK/II/2025	14/02/2025	14/02/2027
59	PT. MARINECIPTA AGUNG	Kabupaten Pasuruan	Usaha Besar	perpanjangan	Sirip Hiu Kering	35605/35/SKP/KR/II/2025	14/02/2025	14/02/2027
60	PT. BUMI MENARA INTERNUSA - DAMPIT	Kabupaten Malang	Usaha Besar	baru	Seafood Bernilai Tambah Mentah Beku	35586/35/SKP/SR/II/2025	14/02/2025	14/02/2027
61	PT. INDO LAUT JAYA	Kabupaten Sidoarjo	Usaha Mikro	perpanjangan	Ikan Demersal Beku (Kakap Putih, Bawal Hitam, Gulama, Lencam, Senangin, Manyung, Kuwe, Kuniran, Kerapu, Layur, Halibut, Jenaha, Kakatua, Bawal, Kakap Merah, Kakap, Baronang, Kurisi, Ekor Kuning, Pasir)	35624/35/SKP/BK/II/2025	14/02/2025	14/02/2027
62	PT. INDO LAUT JAYA	Kabupaten Sidoarjo	Usaha Mikro	perpanjangan	Ikan Pelagis Beku (Bawal Hitam, Tongkol, Terbang, Kuwe, Tembang, Layur, Julung-julung, Kembang, Lemadang, Bawal, Selar, Cakalang, Tenggiri, Kurau, Kuro, Tetengkek, Tuna, Tuna Cakalang, Banyar)	35625/35/SKP/BK/II/2025	14/02/2025	14/02/2027
63	PT. INDO LAUT JAYA	Kabupaten Sidoarjo	Usaha Mikro	perpanjangan	Udang Kipas Beku	35620/35/SKP/BK/II/2025	14/02/2025	14/02/2027
64	PT. INDO LAUT JAYA	Kabupaten Sidoarjo	Usaha Mikro	perpanjangan	Udang Beku	35621/35/SKP/BK/II/2025	14/02/2025	14/02/2027
65	PT. PERUSAHAAN MAKANAN DALAM KALENG MUNCHAR	Kabupaten Banyuwangi	Usaha Kecil	perpanjangan	Sarden Kaleng	35608/35/SKP/KL/II/2025	14/02/2025	14/02/2027
66	PT. INDO LAUT JAYA	Kabupaten Sidoarjo	Usaha Mikro	perpanjangan	Cephalopoda Beku (Sotong, Gurita, Cumi-cumi)	35622/35/SKP/BK/II/2025	14/02/2025	14/02/2027
67	PT. INDO LAUT JAYA	Kabupaten Sidoarjo	Usaha Mikro	perpanjangan	Teripang Segar	35619/35/SKP/SG/II/2025	14/02/2025	14/02/2027
68	PT. MODERN MITRA SEJATI	Kota Pasuruan	Usaha Menengah	baru	Udang Beku	35596/35/SKP/BK/II/2025	14/02/2025	14/02/2027
69	PT. INDO LAUT JAYA	Kabupaten Sidoarjo	Usaha Mikro	perpanjangan	Ikan Demersal Segar (Kakap Putih, Bawal Hitam, Lencam, Senangin, Manyung, Kuwe, Kuniran, Kerapu, Layur, Halibut, Jenaha, Kakatua, Bawal, Kakap Merah, Baronang, Kurisi, Ekor Kuning, Pasir)	35614/35/SKP/SG/II/2025	14/02/2025	14/02/2027
70	PT. MODERN MITRA SEJATI	Kota Pasuruan	Usaha Menengah	baru	Ikan Pelagis Beku (Tongkol, Kembang, Salem, Layang, Cakalang, Tenggiri)	35597/35/SKP/BK/II/2025	14/02/2025	14/02/2027
71	PT. INDO LAUT JAYA	Kabupaten Sidoarjo	Usaha Mikro	perpanjangan	Gelembung Ikan Kering	35615/35/SKP/KR/II/2025	14/02/2025	14/02/2027
72	PT. MODERN MITRA SEJATI	Kota Pasuruan	Usaha Menengah	baru	Ikan Demersal Beku (Kakap Putih, Swanggi, Gulama, Kerapu, Layur, Bawal, Kakap Merah, Kurisi)	35598/35/SKP/BK/II/2025	14/02/2025	14/02/2027
73	PT. INDO LAUT JAYA	Kabupaten Sidoarjo	Usaha Mikro	perpanjangan	Udang Segar	35616/35/SKP/SG/II/2025	14/02/2025	14/02/2027
74	PT. MODERN MITRA SEJATI	Kota Pasuruan	Usaha Menengah	baru	Cephalopoda Beku (Sotong, Gurita, Cumi-cumi)	35599/35/SKP/BK/II/2025	14/02/2025	14/02/2027
75	PT. INDO LAUT JAYA	Kabupaten Sidoarjo	Usaha Mikro	perpanjangan	Sirip Hiu Kering	35611/35/SKP/KR/II/2025	14/02/2025	14/02/2027
76	PT. MODERN MITRA SEJATI	Kota Pasuruan	Usaha Menengah	baru	Ikan Air Tawar Beku (Gurami, Bandeng, Nila)	35600/35/SKP/BK/II/2025	14/02/2025	14/02/2027
77	PT. INDO LAUT JAYA	Kabupaten Sidoarjo	Usaha Mikro	perpanjangan	Ikan Kering	35612/35/SKP/KR/II/2025	14/02/2025	14/02/2027
78	PT. INDO LAUT JAYA	Kabupaten Sidoarjo	Usaha Mikro	perpanjangan	Udang Kipas Segar	35613/35/SKP/SG/II/2025	14/02/2025	14/02/2027
79	PT. INDO LAUT JAYA	Kabupaten Sidoarjo	Usaha Mikro	perpanjangan	Cephalopoda Segar (Sotong, Gurita, Cumi-cumi)	35609/35/SKP/SG/II/2025	14/02/2025	14/02/2027

No.	NAMA UPI	LOKASI (KAB/KOTA)	SKALA USAHA	JENIS PERMOHONAN	NAMA PRODUK	NO. SKP	TGL. TERBIT	MASA BERLAKU S.D.
80	PT. INDO LAUT JAYA	Kabupaten Sidoarjo	Usaha Mikro	perpanjangan	Ikan Pelagis Segar (Bawal Hitam, Tongkol, Terbang, Kuwe, Biji Nangka, Tembang, Layur, Julung-julung, Kembung, Lemadang, Bawal, Selar, Cakalang, Tenggiri, Kuro, Tetengkek, Tuna, Banyar)	35510/35/SKP/SG/II/2025	14/02/2025	14/02/2027
81	CV. SHAANY INOVASI BERKAH	Kabupaten Probolinggo	Usaha Mikro	baru	Kolagen Ikan	35587/35/SKP/LN/II/2025	14/02/2025	14/02/2027
82	PT. INDONESIA LIFA ALGAE KARAGINAN INTERNATIONAL	Kabupaten Situbondo	Usaha Besar	perpanjangan	Tepung Karagenan	35574/35/SKP/RD/II/2025	14/02/2025	14/02/2027
83	PT. INDONESIA LIFA ALGAE KARAGINAN INTERNATIONAL	Kabupaten Situbondo	Usaha Besar	baru	Alkali Treated Seaweed	35573/35/SKP/LN/II/2025	14/02/2025	14/02/2027
84	PT. ELODA MITRA	Kabupaten Sidoarjo	Usaha Kecil	perpanjangan	Produk Perikanan Bernilai Tambah Beku	35572/35/SKP/BK/II/2025	14/02/2025	14/02/2027
85	CV. JAVA FISH	Kabupaten Sidoarjo	Usaha Mikro	perpanjangan	Ikan Demersal Segar (Kakap Putih, Emperor, Sebelah, Kerapu, Jenaha, Kakatua, Bawal, Kakap Merah)	35594/35/SKP/SG/II/2025	14/02/2025	14/02/2027
86	PT. SAMUDRA KENCANA MINA	Kabupaten Sidoarjo	Usaha Kecil	perpanjangan	Ikan Pelagis Beku (Cakalang, Todak)	35582/35/SKP/BK/II/2025	14/02/2025	14/02/2027
87	PT. SAMUDRA KENCANA MINA	Kabupaten Sidoarjo	Usaha Kecil	perpanjangan	Ikan Demersal Beku (Gulama, Kakap Merah, Kakap)	35583/35/SKP/BK/II/2025	14/02/2025	14/02/2027
88	PT. SAMUDRA KENCANA MINA	Kabupaten Sidoarjo	Usaha Kecil	perpanjangan	Udang Kipas Beku	35584/35/SKP/BK/II/2025	14/02/2025	14/02/2027
89	PT. JUNDA EXIM INDONESIA	Kabupaten Sidoarjo	Usaha Mikro	perpanjangan	Teripang Kering	35607/35/SKP/KR/II/2025	14/02/2025	14/02/2027
90	DUA PUTRI	Kabupaten Pasuruan	Usaha Mikro	perpanjangan	Mie Ikan	35659/35/SKP/LN/II/2025	18/02/2025	18/02/2027
91	PT. SAMUDRA KENCANA MINA	Kabupaten Sidoarjo	Usaha Kecil	perpanjangan	Ikan Hasil Budidaya Beku	35656/35/SKP/BK/II/2025	18/02/2025	18/02/2027
92	PT. SAMUDRA KENCANA MINA	Kabupaten Sidoarjo	Usaha Kecil	perpanjangan	Cephalopoda Beku (Gurita, Cumi-cumi)	35702/35/SKP/BK/II/2025	19/02/2025	19/02/2027
93	POKLASAR PENI	Kabupaten Pacitan	Usaha Mikro	perpanjangan	Produk Perikanan Bernilai Tambah Beku	35740/35/SKP/BK/II/2025	21/02/2025	21/02/2027
94	PT. ELODA MITRA	Kabupaten Sidoarjo	Usaha Mikro	perpanjangan	Produk Perikanan Bernilai Tambah Beku	35721/35/SKP/BK/II/2025	21/02/2025	21/02/2027
95	PT. KEONG NUSANTARA ABADI	Kota Kediri	Usaha Kecil	perpanjangan	Bekicot Kaleng	35722/35/SKP/KL/II/2025	21/02/2025	21/02/2027
96	PT. KEONG NUSANTARA ABADI	Kota Kediri	Usaha Kecil	perpanjangan	Bekicot Beku	35723/35/SKP/BK/II/2025	21/02/2025	21/02/2027
97	PT. INDO LAUT JAYA	Kabupaten Sidoarjo	Usaha Mikro	perpanjangan	Udang Kering	35777/35/SKP/KR/II/2025	25/02/2025	25/02/2027
98	PT. INDO LAUT JAYA	Kabupaten Sidoarjo	Usaha Mikro	perpanjangan	Daging Kerang Kering	35778/35/SKP/KR/II/2025	25/02/2025	25/02/2027
99	PT. INDO LAUT JAYA	Kabupaten Sidoarjo	Usaha Mikro	perpanjangan	Teripang Kering	35779/35/SKP/KR/II/2025	25/02/2025	25/02/2027
100	PT. SEKAR KATOKICHI	Kabupaten Sidoarjo	Usaha Besar	perpanjangan	Udang Berlapis Tepung Beku	35868/35/SKP/BK/II/2025	27/02/2025	27/02/2027
101	PT. SEKAR KATOKICHI	Kabupaten Sidoarjo	Usaha Besar	perpanjangan	Udang Mentah Beku	35870/35/SKP/BK/II/2025	27/02/2025	27/02/2027
102	PT. SEKAR KATOKICHI	Kabupaten Sidoarjo	Usaha Besar	perpanjangan	Seafood Bernilai Tambah Beku	35871/35/SKP/BK/II/2025	27/02/2025	27/02/2027
103	PT. TRI MITRA MAKMUR	Kabupaten Situbondo	Usaha Menengah	perpanjangan	Udang Tepung Beku	35872/35/SKP/BK/II/2025	27/02/2025	27/02/2027
104	PT. INDOFLORA CIPTA MANDIRI	Kabupaten Malang	Usaha Menengah	baru	Tepung Karagenan	35901/35/SKP/RD/III/2025	04/03/2025	04/03/2027
105	PT. INDOFLORA CIPTA MANDIRI	Kabupaten Malang	Usaha Menengah	baru	Tepung Semi Karagenan	35900/35/SKP/RD/III/2025	04/03/2025	04/03/2027
106	PT. INDOFLORA CIPTA MANDIRI	Kabupaten Malang	Usaha Menengah	baru	Tepung Agar-agar	35899/35/SKP/RD/III/2025	04/03/2025	04/03/2027
107	PT. SK. FOODS INDONESIA	Kabupaten Sidoarjo	Usaha Kecil	baru	Udang Nobashi Beku	35898/35/SKP/BK/III/2025	04/03/2025	04/03/2027
108	PT. LAUTINDO SYNERGY SEJAHTERA	Kabupaten Banyuwangi	Usaha Besar	perpanjangan	Tuna Loin Masak Beku	35992/35/SKP/BK/III/2025	07/03/2025	07/03/2027
109	PT. MARINECIPTA AGUNG	Kabupaten Pasuruan	Usaha Besar	perpanjangan	Salmon Beku	35996/35/SKP/BK/III/2025	07/03/2025	07/03/2027
110	PT. LOUISIANA FAR EAST	Kabupaten Pasuruan	Usaha Kecil	baru	Daging Bekicot Beku	35995/35/SKP/BK/III/2025	07/03/2025	07/03/2027

No.	NAMA UPI	LOKASI (KAB/KOTA)	SKALA USAHA	JENIS PERMOHONAN	NAMA PRODUK	NO. SKP	TGL. TERBIT	MASA BERLAKU S.D.
111	PT. SAMODRA BERKAH INDONESIA	Kabupaten Sidoarjo	Usaha Kecil	baru	Ikan Pelagis Beku (Baby Tuna, Tongkol, Deho, Setan, Layur, Kembung, Marlin, Layang, Cakalang, Tenggiri)	35989/35/SKP/BK/III/2025	07/03/2025	07/03/2027
112	PT. SAMODRA BERKAH INDONESIA	Kabupaten Sidoarjo	Usaha Kecil	baru	Ikan Demersal Beku (Bawal Hitam, Kerapu, Kakatua, Kakap Merah, Kakap, Tenggiri, Ayam-ayam, Kurisi, Ekor Kuning)	35990/35/SKP/BK/III/2025	07/03/2025	07/03/2027
113	PT. SAMODRA BERKAH INDONESIA	Kabupaten Sidoarjo	Usaha Kecil	baru	Tuna Beku	35991/35/SKP/BK/III/2025	07/03/2025	07/03/2027
114	PT. MAJU BERSAMA KARIB	Kota Pasuruan	-	perpanjangan	Daging Rajungan Pasteurisasi	35993/35/SKP/LN/III/2025	07/03/2025	07/03/2027
115	SHAFIA	Kota Probolinggo	Usaha Mikro	baru	Stik Udang	36116/35/SKP/KR/III/2025	12/03/2025	12/03/2027
116	MINA HARAPAN	Kabupaten Malang	Usaha Mikro	baru	Produk Perikanan Bernilai Tambah Beku	36109/35/SKP/BK/III/2025	12/03/2025	12/03/2027
117	PT. KARYA KENCANA SUMBER SARI	Kabupaten Sidoarjo	Usaha Mikro	perpanjangan	Kerupuk Sotong	36123/35/SKP/LN/III/2025	13/03/2025	13/03/2027
118	PT. GEMA ISTA RAYA	Kabupaten Pasuruan	Usaha Besar	perpanjangan	Tuna Kaleng	36183/35/SKP/KL/III/2025	17/03/2025	17/03/2027
119	PT. GEMA ISTA RAYA	Kabupaten Pasuruan	Usaha Besar	perpanjangan	Bekicot Kaleng	36184/35/SKP/KL/III/2025	17/03/2025	17/03/2027
120	PT. ENERGY LAUTAN NUSANTARA	Kabupaten Banyuwangi	Usaha Mikro	baru	Ikan Pelagis Beku (Teri, Baby Tuna, Lemuru, Tongkol, Lemadang, Layang, Cakalang, Tenggiri)	36181/35/SKP/BK/III/2025	17/03/2025	17/03/2027
121	PT. ENERGY LAUTAN NUSANTARA	Kabupaten Banyuwangi	Usaha Mikro	baru	Ikan Demersal Beku (Mata Besar, Kerapu, Layur, Kakap, Pogot, Ekor Kuning, Barramundi)	36182/35/SKP/BK/III/2025	17/03/2025	17/03/2027
122	PT. GEMA ISTA RAYA	Kabupaten Pasuruan	Usaha Besar	perpanjangan	Sarden Kaleng, Makerel Kaleng	36188/35/SKP/KL/III/2025	18/03/2025	18/03/2027
123	PT. GEMA ISTA RAYA	Kabupaten Pasuruan	Usaha Besar	perpanjangan	Ikan Pelagis Beku (Abu-abu, Teri, Lemuru, Mata Besar, Tongkol, Terbang, Kuwe, Tembang, Alu-alu, Julung-julung, Kembung, Belanak, Talang-talang, Layaran, Layang, Cakalang, Tenggiri, Selar Kuning, Tuna Albacore)	36186/35/SKP/BK/III/2025	18/03/2025	18/03/2027
124	PT. GEMA ISTA RAYA	Kabupaten Pasuruan	Usaha Besar	perpanjangan	Ikan Demersal Beku (Mata Besar, Bawal Hitam, Gulama, Lencam, Sebelah, Manyung, Biji Nangka, Kerapu, Gerot-gerot, Beloso, Bawal, Merah, Kakap, Kuro, Lidah, Kurisi, Ekor Kuning, Nomei)	36185/35/SKP/BK/III/2025	18/03/2025	18/03/2027
125	PT. GEMA ISTA RAYA	Kabupaten Pasuruan	Usaha Besar	perpanjangan	Tuna Masak Beku	36187/35/SKP/BK/III/2025	18/03/2025	18/03/2027
126	PT. PERUSAHAAN PERDAGANGAN INDONESIA	Kabupaten Sidoarjo	Usaha Menengah	perpanjangan	Rumput Laut Kering	36234/35/SKP/KR/III/2025	19/03/2025	19/03/2027
127	UD. BERKAH ADI PUTRA	Kabupaten Blitar	Usaha Mikro	perpanjangan	Bakso Ikan	36238/35/SKP/SR/III/2025	20/03/2025	20/03/2027
128	UD. BERKAH ADI PUTRA	Kabupaten Blitar	Usaha Mikro	perpanjangan	Nugget Ikan	36237/35/SKP/SR/III/2025	20/03/2025	20/03/2027
129	UD. BERKAH ADI PUTRA	Kabupaten Blitar	Usaha Mikro	perpanjangan	Siomay Ikan	36240/35/SKP/SR/III/2025	20/03/2025	20/03/2027
130	UD. BERKAH ADI PUTRA	Kabupaten Blitar	Usaha Mikro	perpanjangan	Tahu Bakso Ikan	36239/35/SKP/SR/III/2025	20/03/2025	20/03/2027
131	UKM. MUMASE	Kabupaten Ponorogo	Usaha Mikro	perpanjangan	Sambal Ikan	36241/35/SKP/LN/III/2025	20/03/2025	20/03/2027
132	CV. SARI MUTIARA ABADI	Kabupaten Malang	Usaha Kecil	perpanjangan	Tepung Agar-agar	36242/35/SKP/RD/III/2025	20/03/2025	20/03/2027
133	CV. SARI MUTIARA ABADI	Kabupaten Malang	Usaha Kecil	perpanjangan	Rumput Laut Kering	36243/35/SKP/KR/III/2025	20/03/2025	20/03/2027
134	PT. ISTANA CIPTA SEMBADA	Kabupaten Banyuwangi	Usaha Besar	perpanjangan	Udang Beku	36292/35/SKP/BK/III/2025	21/03/2025	21/03/2027
135	PT. ISTANA CIPTA SEMBADA	Kabupaten Banyuwangi	Usaha Besar	perpanjangan	Cephalopoda Rebus Beku (Sotong, Gurita, Cumi-cumi)	36293/35/SKP/BK/III/2025	21/03/2025	21/03/2027
136	PT. ISTANA CIPTA SEMBADA	Kabupaten Banyuwangi	Usaha Besar	perpanjangan	Cephalopoda Mentah Beku (Sotong, Gurita, Cumi-cumi)	36294/35/SKP/BK/III/2025	21/03/2025	21/03/2027

No.	NAMA UPI	LOKASI (KAB/KOTA)	SKALA USAHA	JENIS PERMOHONAN	NAMA PRODUK	NO. SKP	TGL. TERBIT	MASA BERLAKU S.D.
137	PT. ISTANA CIPTA SEMBADA	Kabupaten Banyuwangi	Usaha Besar	perpanjangan	Udang Rebus Beku	36295/35/SKP/BK/III/2025	21/03/2025	21/03/2027
138	PT. ISTANA CIPTA SEMBADA	Kabupaten Banyuwangi	Usaha Mikro	perpanjangan	Ikan Hasil Budidaya Beku	36296/35/SKP/BK/III/2025	21/03/2025	21/03/2027
139	PT. ISTANA CIPTA SEMBADA	Kabupaten Banyuwangi	Usaha Mikro	perpanjangan	Ikan Demersal Beku (Kakap Putih, Lencam, Sebelah, Pisang-pisang, Manyung, Biji Nangka, Kerapu, Layur, Bawal, Kakap Merah, Merah, Rejung, Pari, Lidah, Kurisi, Ekor Kuning)	36297/35/SKP/BK/III/2025	21/03/2025	21/03/2027
140	PT. ISTANA CIPTA SEMBADA	Kabupaten Banyuwangi	Usaha Mikro	perpanjangan	Ikan Pelagis Beku (Abu-abu, Lemuru, Tongkol, Layur, Salem, Salmon, Layang, Cakalang, Tenggiri, Tuna)	36298/35/SKP/BK/III/2025	21/03/2025	21/03/2027
141	PT. ISTANA CIPTA SEMBADA	Kabupaten Banyuwangi	Usaha Besar	perpanjangan	Campuran Seafood Beku	36299/35/SKP/BK/III/2025	21/03/2025	21/03/2027
142	CV. INDO JAYA PRATAMA	Kabupaten Banyuwangi	Usaha Mikro	baru	Rumput Laut Kering	36320/35/SKP/KR/III/2025	22/03/2025	22/03/2027
143	PT. PHILLIPS SEAFOODS INDONESIA	Kabupaten Pasuruan	Usaha Kecil	perpanjangan	Ikan Demersal Beku (Kakap Putih)	36317/35/SKP/BK/III/2025	22/03/2025	22/03/2027
144	PT. PHILLIPS SEAFOODS INDONESIA	Kabupaten Pasuruan	Usaha Kecil	perpanjangan	Ikan Pelagis Beku (Lemadang)	36319/35/SKP/BK/III/2025	22/03/2025	22/03/2027
145	PT. PHILLIPS SEAFOODS INDONESIA	Kabupaten Pasuruan	Usaha Kecil	perpanjangan	Tuna Beku	36318/35/SKP/BK/III/2025	22/03/2025	22/03/2027
146	ULAM SARI	Kabupaten Pacitan	Usaha Mikro	baru	Tahu Tuna	36322/35/SKP/SR/III/2025	22/03/2025	22/03/2027
147	ULAM SARI	Kabupaten Pacitan	Usaha Mikro	baru	Keripik Kulit Ikan	36323/35/SKP/LN/III/2025	22/03/2025	22/03/2027
148	ULAM SARI	Kabupaten Pacitan	Usaha Mikro	baru	Abon Ikan	36321/35/SKP/LN/III/2025	22/03/2025	22/03/2027
149	PT. TRIDAYA JAYA MANUNGGAL	Kabupaten Pasuruan	Usaha Menengah	perpanjangan	Cephalopoda Beku (Sotong, Gurita)	36365/35/SKP/BK/III/2025	26/03/2025	26/03/2027
150	PT. TRIDAYA JAYA MANUNGGAL	Kabupaten Pasuruan	Usaha Kecil	perpanjangan	Ikan Demersal Beku (Kakap Putih, Bawal Hitam, Gulama, Lencam, Anggoli, Kerapu, Jenaha, Kakatua, Kakap Merah, Kakap, Kaci-kaci)	36366/35/SKP/BK/III/2025	26/03/2025	26/03/2027
151	PT. TRIDAYA JAYA MANUNGGAL	Kabupaten Pasuruan	Usaha Kecil	perpanjangan	Ikan Pelagis Beku (Gabus Laut, Lemadang, Tenggiri, Pedang)	36367/35/SKP/BK/III/2025	26/03/2025	26/03/2027
152	PT. TRIDAYA JAYA MANUNGGAL	Kabupaten Pasuruan	Usaha Kecil	perpanjangan	Ikan Hasil Budidaya Beku	36368/35/SKP/BK/III/2025	26/03/2025	26/03/2027
153	PT. TRIDAYA JAYA MANUNGGAL	Kabupaten Pasuruan	Usaha Kecil	perpanjangan	Tuna Beku	36369/35/SKP/BK/III/2025	26/03/2025	26/03/2027

Sidoarjo, 8 April 2025

Mengetahui,
Kepala Balai KIPM Surabaya I



Indik Srinoto, S.Pi, M.P

LAPORAN CAPAIAN KINERJA (LCK) BALAI KIPM SURABAYA I TRIWULAN I TAHUN 2025

Nama Kegiatan	Sasaran	:	Pengendalian dan Pengawasan Mutu Hasil Kelautan dan Perikanan
Nama Kinerja	Indikator	:	Rasio ekspor ikan dan hasil perikanan yang diterima oleh negara tujuan ekspor lingkup UPT Balai KIPM Surabaya I (%)

T/R	Tahun 2025							Capaian Th.2025	Target Th.2025
	Q1	Q2	Sm.I	Q3	Q4	Sm2	Tahunan		
Target (%)	99	99	99	99	99	99	99		<u>99</u>
Realisasi (%)	100							100	

Catatan :

Q1,Q2,Q3,Q4 = Capaian selama Triwulan 1, Tw2, Tw3 dan Tw4

Sm I = Capaian Q1 + Capaian Q2

Sm2 = Capaian Q3 + Capaian Q4

Tahunan = Capaian di akhir tahun 2025

Deskripsi
<ul style="list-style-type: none"> • Rasio ekspor ikan dan hasil perikanan yang diterima oleh negara tujuan ekspor merujuk pada perbandingan antara jumlah ikan dan hasil perikanan yang disertifikasi atau jumlah Sertifikat Mutu dan Keamanan Hasil Perikanan (SMKHP) atau Sertifikat Kesehatan (<i>Health Certificate/HC</i>) yang terbit) dan penolakan terhadap produk ikan dan hasil perikanan oleh negara tujuan ekspor (jumlah SMKHP/HC yang ditolak oleh negara tujuan ekspor). • Rasio ini penting untuk memahami bagaimana sektor perikanan memberikan kontribusi terhadap perekonomian khususnya perdagangan internasional. • Sertifikat Mutu dan Keamanan Hasil Perikanan (SMKHP) atau Sertifikat Kesehatan (<i>Health Certificate/HC</i>) adalah sertifikat yang menyatakan bahwa ikan dan hasil perikanan telah memenuhi persyaratan mutu dan keamanan untuk konsumsi manusia dan merupakan bukti bahwa hasil perikanan yang dipasarkan telah diproses berdasarkan penerapan sistem jaminan mutu dan keamanan hasil perikanan dan telah memenuhi persyaratan atau standar yang berlaku sehingga aman untuk dikonsumsi manusia.

CARA PENGUKURAN :

$$x = \frac{A - B}{A}$$

x = Rasio ekspor ikan dan hasil perikanan yang diterima oleh negara tujuan ekspor (%)

A = HC yang diterbitkan oleh BPPMHKP

B = Jumlah HC yang ditolak oleh negara tujuan

CAPAIAN IKK

Pada Tahun 2025 telah terealisasi penerbitan HC/SMKHP sebanyak 4.616 sertifikat, sedangkan SMKHP/HC yang tertolak dari negara tujuan ekspor negara mitra tidak ada. Data dukung penerbitan SMKHP Ekspor bersumber dari Database Aplikasi SIAP MUTU sebagaimana terlampir.

Rekomendasi rencana aksi triwulan berikutnya	Penanggung Jawab
Melakukan sertifikasi mutu dan keamanan hasil perikanan (SMKHP) ekspor sesuai dengan regulasi dan selalu memantau antara target dan realisasi sertifikasi agar tercapai sesuai dengan Perjanjian Kinerja (PK)	Ketua Tim Kerja Pengendalian Kesehatan Ikan Mutu dan Keamanan Hasil Perikanan

Surabaya, 8 April 2025
Kepala Balai KIPM Surabaya I



Didik Srinoto

**REKAPITULASI DATA PENERBITAN SMKHP/HC BALAI KIPM SURABAYA I
PERIODE TRIWULAN I (JANUARI S.D. MARET) TAHUN 2025**

No.	NAMA UPI	TERBIT HC	NO. HC MUTU	NEGARA TUJUAN	PEL. TUJUAN	NAMA PRODUK	VOLUME (KG)	NILAI (RP)
1	PT WINAROS KAWULA BAHARI	2-Jan	04.0-00001-2025	Japan	Tokyo	White Cooked Vannamei Frozen Shrimp	449.00	75,221,868
2	PT WINAROS KAWULA BAHARI	2-Jan	04.0-00001-2025	Japan	Tokyo	White Vannamei Sushi Ebi	695.00	162,770,390
3	PT WINAROS KAWULA BAHARI	2-Jan	04.0-00001-2025	Japan	Tokyo	White Vannamei Sushi Ebi Without Tail	10,908.80	2,292,255,235
4	PT WINAROS KAWULA BAHARI	2-Jan	04.0-00002-2025	Japan	Tokyo	White Raw Vannamei Frozen Shrimp	2,208.00	315,139,008
5	PT WINAROS KAWULA BAHARI	2-Jan	04.0-00002-2025	Japan	Tokyo	White Vannamei Nobashi Ebi	12,310.08	1,906,449,780
6	PT. REX CANNING	2-Jan	04.0-00003-2025	France	Fos sur Mer	CANNED CRABMEAT IN BRINE	13,474.00	1,488,472,780
7	PT. INTI LUHUR FUJA ABADI	2-Jan	04.0-00004-2025	Reunion	Pointe des Galets	FROZEN SNAPPER FISH SKINLESS CUBE	1,500.00	182,700,000
8	PT. INTI LUHUR FUJA ABADI	2-Jan	04.0-00005-2025	Reunion	Pointe des Galets	FROZEN OCTOPUS FLOWER	500.00	63,000,000
9	PT. INTI LUHUR FUJA ABADI	2-Jan	04.0-00006-2025	Reunion	Pointe des Galets	FROZEN SNAPPER FILLET SKIN ON	5,400.00	573,350,400
10	PT. INTI LUHUR FUJA ABADI	2-Jan	04.0-00007-2025	Reunion	Pointe des Galets	FROZEN PARROT FISH SKINLESS CUBE	1,200.00	151,200,000
11	PT GREEN ONE BIOTECHNOLOGY	2-Jan	04.0-00008-2025	China	Xiamen	Alkali Treated Spinosum Chips	15,750.00	635,780,250
12	PT. ANEKA TUNA INDONESIA	2-Jan	04.0-00009-2025	Japan	Hiroshima	CANNED TUNA	11,182.08	996,166,779
13	PT. ANEKA TUNA INDONESIA	2-Jan	04.0-00009-2025	Japan	Hiroshima	CANNED TUNA	3,440.64	331,619,205
14	PT. AMARTA CARRAGEENAN INDONESIA	2-Jan	04.0-00010-2025	Japan	Nagayama	SEMI REFINED KAPPA CARRAGEENAN (SRC)	1.00	117,000
15	PT. ANEKA TUNA INDONESIA	2-Jan	04.0-00011-2025	Japan	Hiroshima	POUCHED TUNA	345.60	31,847,731
16	PT. ANEKA TUNA INDONESIA	2-Jan	04.0-00011-2025	Japan	Hiroshima	POUCHED TUNA	1,728.00	170,208,000
17	PT. ANEKA TUNA INDONESIA	2-Jan	04.0-00012-2025	Japan	Osaka	CANNED TUNA	4,354.56	382,535,032
18	PT. ANEKA TUNA INDONESIA	2-Jan	04.0-00012-2025	Japan	Osaka	CANNED TUNA	5,322.24	510,519,905
19	PT. INTI LUHUR FUJA ABADI	2-Jan	04.0-00013-2025	Reunion	Pointe des Galets	FROZEN PARROT FISH FILLET SKIN ON	1,400.00	147,470,400
20	PT. ANEKA TUNA INDONESIA	2-Jan	04.0-00014-2025	Japan	Tomakomai	CANNED TUNA	5,160.96	458,840,310
21	PT. ANEKA TUNA INDONESIA	2-Jan	04.0-00014-2025	Japan	Tomakomai	CANNED TUNA	2,150.40	207,838,310
22	PT. ANEKA TUNA INDONESIA	2-Jan	04.0-00015-2025	Japan	Tomakomai	POUCHED TUNA	345.60	31,943,808
23	PT. ANEKA TUNA INDONESIA	2-Jan	04.0-00015-2025	Japan	Tomakomai	POUCHED TUNA	691.20	68,087,347
24	PT GREEN ONE BIOTECHNOLOGY	2-Jan	04.0-00016-2025	China	Xiamen	Alkali Treated Cottonii Chips	28,000.00	2,161,208,000
25	PT. MAJU BERSAMA KARIB	2-Jan	04.0-00017-2025	United States	Baltimore	CANNED PASTEURIZED CRAB MEAT	8,279.11	3,819,203,118
26	PT. SOUTHERN MARINE PRODUCTS	2-Jan	P8/KI-D1/04.0/I/2025/000001	Malaysia	Pasir Gudang, Johor	FROZEN FISH PASTE	25,000.00	1,000,000,000
27	PT Sekar Bumi Tbk	2-Jan	04.0-00018-2025	United States	New York	VANNAMEI RAW PD TAIL OFF IQF SHRIMP	15,876.00	2,313,927,000
28	PT. ANEKA TUNA INDONESIA	2-Jan	04.0-00019-2025	Japan	Shimizu	CANNED TUNA	37,632.00	3,245,270,784
29	PT. ANEKA TUNA INDONESIA	2-Jan	P8/KI-D1/04.0/I/2025/000002	Kuwait	Shuaiba	CANNED TUNA	46,080.00	1,541,744,640
30	PT. SAMUDRA KENCANA MINA	2-Jan	04.0-00020-2025	Italy	Genoa	FROZEN OCTOPUS	21,000.00	1,630,587,000

No.	NAMA UPI	TERBIT HC	NO. HC MUTU	NEGARA TUJUAN	PEL. TUJUAN	NAMA PRODUK	VOLUME (KG)	NILAI (RP)
31	PT Sekar Bumi Tbk	2-Jan	04.0-00021-2025	United States	New York	VANNAMEI RAW PD TAIL ON IQF SHRIMP	15,876.00	2,313,927,000
32	PT. SUKSES LAUTAN INDONESIA	2-Jan	04.0-00022-2025	China	Mawei	FROZEN RIBBON FISH	23,536.00	680,637,584
33	PT. SUKSES LAUTAN INDONESIA	2-Jan	04.0-00022-2025	China	Mawei	SPOTTED BIG EYE	3,201.50	85,462,122
34	PT Sekar Bumi Tbk	2-Jan	04.0-00023-2025	United States	New York	VANNAMEI COOKED IN SHELL PD TAIL ON IQF SHRIMP	15,104.88	2,681,146,410
35	PT. SUKSES LAUTAN INDONESIA	2-Jan	04.0-00024-2025	China	Mawei	FROZEN RED SNAPPER WHOLE ROUND	11,585.60	1,178,915,899
36	PT. SUKSES LAUTAN INDONESIA	2-Jan	04.0-00024-2025	China	Mawei	FROZEN SNAPPER WHOLE ROUND	1,240.50	113,459,231
37	PT. SUKSES LAUTAN INDONESIA	2-Jan	04.0-00024-2025	China	Mawei	FROZEN THREADFIN FISH WHOLE GUTTED	12,747.00	454,819,334
38	PT. SUKSES LAUTAN INDONESIA	2-Jan	04.0-00024-2025	China	Mawei	FROZEN EMPEROR WHOLE ROUND	1,126.90	47,629,555
39	CV. TIRTA SURYA SRI REJEKI	3-Jan	P8/KI-D1/04.0/1/2025/000003	Malaysia	Kuala Lumpur	DRIED SEA CUCUMBER	288.80	25,125,600
40	CV. PESONA MANDIRI	3-Jan	04.0-00025-2025	China	Mawei	FROZEN THREADFIN FISH	12,039.20	416,596,049
41	CV. PESONA MANDIRI	3-Jan	04.0-00025-2025	China	Mawei	FROZEN CONGER EEL	15,256.20	568,194,285
42	PT. BUMI MENARA INTERNUSA DAMPIT	3-Jan	04.0-00026-2025	United States	Newark	FROZEN VALUE ADDED SEAFOOD PRODUCT	15,209.00	1,501,189,136
43	PT. Keong Nusantara Abadi	3-Jan	P8/KI-D1/04.0/1/2025/000004	Hong Kong	Hong Kong	CANNED SNAIL MEAT	1,020.00	107,999,640
44	PT. ANEKA TUNA INDONESIA	3-Jan	P8/KI-D1/04.0/1/2025/000005	Saudi Arabia	Ad Dammam	CANNED TUNA	51,609.60	3,443,289,293
45	PT. ANEKA TUNA INDONESIA	3-Jan	P8/KI-D1/04.0/1/2025/000006	Saudi Arabia	Ad Dammam	CANNED TUNA	59,140.80	2,513,720,563
46	PT. MULTI PRAWN INDONESIA	3-Jan	04.0-00027-2025	Japan	Nagoya, Aichi	FROZEN SHRIMP	10,864.80	1,987,856,402
47	PT. ANEKA TUNA INDONESIA	3-Jan	P8/KI-D1/04.0/1/2025/000008	Saudi Arabia	Ad Dammam	CANNED TUNA	78,854.40	3,351,627,418
48	PT. ANEKA TUNA INDONESIA	3-Jan	P8/KI-D1/04.0/1/2025/000009	Saudi Arabia	Ad Dammam	CANNED TUNA	17,740.80	1,552,320,000
49	PT. ANEKA TUNA INDONESIA	3-Jan	P8/KI-D1/04.0/1/2025/000009	Saudi Arabia	Ad Dammam	CANNED TUNA	34,944.00	1,019,735,808
50	CV. PESONA MANDIRI	3-Jan	04.0-00028-2025	China	Nansha	FROZEN MALABAR SNAPPER	11,954.00	382,528,000
51	CV. PESONA MANDIRI	3-Jan	04.0-00028-2025	China	Nansha	FROZEN THREADFIN FISH	4,991.40	159,724,800
52	CV. PESONA MANDIRI	3-Jan	04.0-00028-2025	China	Nansha	FROZEN CONGER EEL	5,977.80	239,112,000
53	PT. PHILLIPS SEAFOODS INDONESIA	3-Jan	P8/KI-D1/04.0/1/2025/000007	Qatar	Doha	PASTEURIZED BLUE SWIMMING CRABMEAT	590.20	437,862,298
54	PT. ANEKA TUNA INDONESIA	3-Jan	P8/KI-D1/04.0/1/2025/000010	Saudi Arabia	Ad Dammam	CANNED TUNA	34,560.00	1,876,780,800
55	CV. PESONA MANDIRI	3-Jan	04.0-00029-2025	China	Mawei	FROZEN MALABAR SNAPPER	24,126.50	1,363,661,144
56	CV. PESONA MANDIRI	3-Jan	04.0-00030-2025	China	Mawei	FROZEN PAMPANO FISH	21,986.00	449,433,415
57	CV. PESONA MANDIRI	3-Jan	04.0-00030-2025	China	Mawei	FROZEN CROAKER FISH	2,776.90	107,896,450
58	CV. PESONA MANDIRI	3-Jan	04.0-00030-2025	China	Mawei	FROZEN THREADFIN FISH	2,415.30	83,803,423
59	PT. ANEKA TUNA INDONESIA	3-Jan	04.0-00032-2025	Japan	Nagoya, Aichi	CANNED TUNA	9,676.80	926,495,539
60	CV. PESONA MANDIRI	3-Jan	04.0-00033-2025	China	Mawei	FROZEN RIBBON FISH	28,012.00	791,417,434
61	CV. TIRTA SURYA SRI REJEKI	3-Jan	04.0-00034-2025	Korea (South)	Incheon Intl Apt/Seoul	DRIED SEA CUCUMBER	325.00	273,325,000
62	PT. ANEKA TUNA INDONESIA	3-Jan	04.0-00035-2025	Japan	Yokohama	CANNED TUNA	10,644.48	950,711,731
63	PT. ANEKA TUNA INDONESIA	3-Jan	04.0-00035-2025	Japan	Yokohama	CANNED TUNA	8,709.12	841,361,956
64	PT. ANEKA TUNA INDONESIA	3-Jan	04.0-00037-2025	Japan	Sendai, Kagoshima	POUCHED TUNA	691.20	68,087,347
65	PT. ANEKA TUNA INDONESIA	3-Jan	04.0-00038-2025	Japan	Shimizu	POUCHED TUNA	10,800.00	774,900,000
66	PT. ANEKA TUNA INDONESIA	3-Jan	04.0-00038-2025	Japan	Shimizu	SAMPLE OF POUCHED TUNA	1.80	145,800
67	CV. PESONA MANDIRI	3-Jan	04.0-00039-2025	China	Mawei	FROZEN CROAKER FISH	28,103.00	1,102,761,720

No.	NAMA UPI	TERBIT HC	NO. HC MUTU	NEGARA TUJUAN	PEL. TUJUAN	NAMA PRODUK	VOLUME (KG)	NILAI (RP)
68	PT. BUMI MENARA INTERNUSA DAMPIT	3-Jan	04.0-00040-2025	United States	Los Angeles	FROZEN VALUE ADDED SEAFOOD PRODUCT	14,723.22	1,555,125,389
69	PT. ANEKA TUNA INDONESIA	3-Jan	04.0-00041-2025	Japan	Shimizu	CANNED TUNA	3,010.56	269,068,800
70	PT. ANEKA TUNA INDONESIA	3-Jan	04.0-00041-2025	Japan	Shimizu	CANNED TUNA	3,870.72	374,108,959
71	PT. ANEKA TUNA INDONESIA	3-Jan	04.0-00042-2025	Japan	Shimizu	POUCHED TUNA	4,608.00	625,388,544
72	PT. ANEKA TUNA INDONESIA	3-Jan	04.0-00042-2025	Japan	Shimizu	SAMPLE OF POUCHED TUNA	0.25	32,700
73	PT. MEGA MARINE PRIDE	3-Jan	04.0-00043-2025	Japan	Tokyo	FROZEN COOK SHRIMPS	15,000.00	3,281,715,000
74	PT. REX CANNING	3-Jan	04.0-00044-2025	United States	New York	CANNED SNAIL IN BRINE	8,832.00	790,199,040
75	PT. ANEKA TUNA INDONESIA	3-Jan	04.0-00045-2025	Japan	Shimizu	POUCHED TUNA	345.60	31,943,808
76	PT. ANEKA TUNA INDONESIA	3-Jan	04.0-00045-2025	Japan	Shimizu	POUCHED TUNA	1,036.80	101,736,000
77	PT. ANEKA TUNA INDONESIA	3-Jan	04.0-00046-2025	Japan	Shimizu	SAMPLE OF CANNED TUNA	3.99	396,897
78	PT. ANEKA TUNA INDONESIA	3-Jan	04.0-00046-2025	Japan	Shimizu	CANNED TUNA	13,386.24	1,301,972,475
79	PT. ANEKA TUNA INDONESIA	3-Jan	04.0-00046-2025	Japan	Shimizu	SAMPLE OF CANNED TUNA	2.31	225,449
80	PT. NIRWANA SEGARA	3-Jan	04.0-00047-2025	United States	Boston	PASTEURIZED CRAB MEAT	16,344.00	6,867,569,016
81	PT. VARIA NIAGA NUSANTARA	3-Jan	04.0-00048-2025	Portugal	Leixoes	FROZEN SWORDFISH DWT	25,533.80	1,368,049,936
82	PT. ANEKA TUNA INDONESIA	3-Jan	04.0-00049-2025	Japan	Shimizu	POUCHED TUNA	1,267.20	114,482,650
83	PT. ANEKA TUNA INDONESIA	3-Jan	04.0-00049-2025	Japan	Shimizu	SAMPLE OF POUCHED TUNA	0.73	69,600
84	PT. ANEKA TUNA INDONESIA	3-Jan	04.0-00049-2025	Japan	Shimizu	SAMPLE OF POUCHED TUNA	0.54	48,600
85	PT. INDO LAUT JAYA	3-Jan	P8/KI-D1/04.0/I/2025/000011	Hong Kong	Hong Kong	Dried Shark Fin	10.20	3,060,000
86	PT. INDO LAUT JAYA	3-Jan	P8/KI-D1/04.0/I/2025/000011	Hong Kong	Hong Kong	Dried Shark Fin	159.47	47,841,000
87	PT. INDO LAUT JAYA	3-Jan	P8/KI-D1/04.0/I/2025/000011	Hong Kong	Hong Kong	DRIED SHARK FIN	57.20	17,160,000
88	PT. INDO LAUT JAYA	3-Jan	P8/KI-D1/04.0/I/2025/000011	Hong Kong	Hong Kong	DRIED SHARK FIN	13.46	4,038,000
89	PT. SAMUDRA KENCANA MINA	3-Jan	04.0-00050-2025	Vietnam	Ho Chi Minh City	FROZEN CUTTLEFISH	27,354.00	1,529,088,600
90	PT. BUMI MENARA INTERNUSA DAMPIT	3-Jan	04.0-00051-2025	United States	Savannah	FROZEN VALUE ADDED SEAFOOD PRODUCT	14,971.10	1,654,591,001
91	PT. TRIDAYA JAYA MANUNGGAL	3-Jan	04.0-00052-2025	France	Le Havre	Frozen Whole Gutted Catfish	15,577.60	455,644,800
92	PT. PHILLIPS SEAFOODS INDONESIA	3-Jan	P8/KI-D1/04.0/I/2025/000012	Qatar	Doha	PASTEURIZED AND CHILLED CRAB MEAT	590.20	437,862,298
93	PT. SURYA ALAM TUNGGAL	4-Jan	04.0-00053-2025	United States	Jacksonville	RAW HEADLESS EZP VANNAMEI	14,973.24	2,117,126,297
94	PT. SEKAR KATOKICHI	4-Jan	04.0-00054-2025	Japan	Kobe	Frozen Breaded Shrimp	13,338.30	1,369,229,848
95	PT. INDO LAUT JAYA	4-Jan	P8/KI-D1/04.0/I/2025/000013	Malaysia	Kuala Lumpur	DRIED SEA CUCUMBER	250.00	27,500,000
96	PT. INDO LAUT JAYA	4-Jan	P8/KI-D1/04.0/I/2025/000013	Malaysia	Kuala Lumpur	DRIED SEA CUCUMBER	240.00	26,400,000
97	PT. INDO LAUT JAYA	4-Jan	P8/KI-D1/04.0/I/2025/000013	Malaysia	Kuala Lumpur	Dried Sea Cucumber / Bintik	140.00	15,400,000
98	PT. INDO LAUT JAYA	4-Jan	P8/KI-D1/04.0/I/2025/000013	Malaysia	Kuala Lumpur	Dried Sea Cucumber / Pisang	42.50	4,675,000
99	PT. INDO LAUT JAYA	4-Jan	P8/KI-D1/04.0/I/2025/000013	Malaysia	Kuala Lumpur	Dried Sea Cucumber / Ugai	10.00	1,100,000
100	PT. SURYA ALAM TUNGGAL	4-Jan	04.0-00055-2025	United States	New York	RAW HEADLESS EASY PEELED VANNAMEI	14,968.70	1,693,813,186
101	PT. SURYA ALAM TUNGGAL	4-Jan	04.0-00056-2025	United States	New York	RAW HEADLESS EASY PEELED VANNAMEI	14,968.70	1,613,940,203
102	PT. SURYA ALAM TUNGGAL	4-Jan	04.0-00057-2025	Canada	Montreal	RAW HEADLESS EASY PEELED VANNAMEI	13,426.47	1,524,320,566
103	PT. SINDABAD MARINE PIONEER	4-Jan	P8/KI-D1/04.0/I/2025/000014	Thailand	Songkhla	DRIED FLYING FISH ROE	10,000.00	6,750,000,000
104	PT. VARIA NIAGA NUSANTARA	4-Jan	04.0-00058-2025	United Kingdom (GB)	Felixstowe	FROZEN MILKFISH WHOLE ROUND	10,470.00	302,583,000

No.	NAMA UPI	TERBIT HC	NO. HC MUTU	NEGARA TUJUAN	PEL. TUJUAN	NAMA PRODUK	VOLUME (KG)	NILAI (RP)
105	PT. VARIA NIAGA NUSANTARA	4-Jan	04.0-00059-2025	United Kingdom (GB)	Felixstowe	FROZEN BARRACUDA WHOLE ROUND	10,480.00	408,363,680
106	PT Sekar Bumi Tbk	4-Jan	04.0-00060-2025	United States	Seattle	VANNAMEI RAW PD TAIL ON IQF SHRIMP	14,696.64	1,730,779,203
107	PT Sekar Bumi Tbk	4-Jan	04.0-00061-2025	United States	Miami	VANNAMEI RAW PD TAIL ON IQF SHRIMP	16,329.60	2,304,057,571
108	PT. SURYA ALAM TUNGGAL	4-Jan	04.0-00062-2025	United States	New York	RAW HEADLESS EASY PEELED VANNAMEI	14,968.70	1,933,417,167
109	PT Sekar Bumi Tbk	4-Jan	04.0-00063-2025	United States	Los Angeles	FROZEN VANNAMEI COOKED PD TAIL ON IQF SHRIMP	16,329.60	2,456,820,979
110	PT Sekar Bumi Tbk	4-Jan	04.0-00065-2025	United States	New York	VANNAMEI COOKED IN SHELL PD TAIL ON IQF SHRIMP	14,864.47	2,681,149,047
111	PT. EDMAR MANDIRI JAYA	4-Jan	04.0-00066-2025	Japan	Shibushi	FROZEN SKIPJACK WHOLE ROUND	25,000.00	584,475,000
112	PT. SURYA ALAM TUNGGAL	4-Jan	04.0-00064-2025	United States	New York	RAW HEADLESS EASY PEELED VANNAMEI	14,968.70	1,826,929,835
113	PT. BUMI MENARA INTERNUSA DAMPIT	6-Jan	04.0-00083-2025	United States	Los Angeles	FROZEN VALUE ADDED SEAFOOD PRODUCT	14,319.16	1,391,092,075
114	PT. BUMI MENARA INTERNUSA DAMPIT	6-Jan	04.0-00069-2025	United States	Los Angeles	FROZEN VALUE ADDED SEAFOOD PRODUCT	14,486.23	1,318,087,581
115	PT. ANEKA TUNA INDONESIA	6-Jan	04.0-00068-2025	United Kingdom (GB)	Felixstowe	CANNED TUNA	36,005.76	2,069,431,056
116	PT. INTI LUHUR FUJA ABADI	6-Jan	04.0-00076-2025	China	Fuzhou	FROZEN RIBBONFISH	10,701.10	260,143,741
117	PT. INTI LUHUR FUJA ABADI	6-Jan	04.0-00077-2025	China	Fuzhou	FROZEN CROAKER FISH	26,976.30	1,577,611,791
118	PT. INTI LUHUR FUJA ABADI	6-Jan	04.0-00077-2025	China	Fuzhou	FROZEN EMPEROR FISH	1,172.40	39,617,624
119	PT. INTI LUHUR FUJA ABADI	6-Jan	04.0-00078-2025	China	Fuzhou	FROZEN PAMPANO FISH	19,253.80	313,875,448
120	PT. INTI LUHUR FUJA ABADI	6-Jan	04.0-00078-2025	China	Fuzhou	FROZEN CROAKER FISH	3,738.90	126,403,236
121	PT. INTI LUHUR FUJA ABADI	6-Jan	04.0-00078-2025	China	Fuzhou	FROZEN EMPEROR FISH	871.40	29,446,262
122	PT. INTI LUHUR FUJA ABADI	6-Jan	04.0-00078-2025	China	Fuzhou	FROZEN THREADFIN FISH	2,924.60	87,609,025
123	PT. JUNDA EXIM INDONESIA	6-Jan	04.0-00086-2025	China	Sanshan (Nanhai)	DRIED SEA CUCUMBER	1,020.00	230,136,480
124	PT. JUNDA EXIM INDONESIA	6-Jan	04.0-00086-2025	China	Sanshan (Nanhai)	DRIED SEA CUCUMBER	8,010.00	1,151,677,800
125	PT. JUNDA EXIM INDONESIA	6-Jan	04.0-00086-2025	China	Sanshan (Nanhai)	DRIED SEA CUCUMBER	1,020.00	146,655,600
126	PT. SURYA ALAM TUNGGAL	6-Jan	04.0-00079-2025	United States	New York	RAW HEADLESS EASY PEELED VANNAMEI	14,968.70	1,826,929,835
127	PT. SURYA ALAM TUNGGAL	6-Jan	04.0-00087-2025	United States	New York	RAW HEADLESS EASY PEELED VANNAMEI	15,875.90	1,693,799,771
128	PT. SURYA ALAM TUNGGAL	6-Jan	04.0-00080-2025	Canada	Montreal	RAW HEADLESS EASY PEELED VANNAMEI	13,426.47	1,524,320,566
129	PT. SEKAR LAUT, TBK.	6-Jan	04.0-00089-2025	Netherlands	Rotterdam	SHRIMP CRACKERS	5,482.00	303,763,102
130	PT. SEKAR LAUT, TBK.	6-Jan	04.0-00088-2025	Netherlands	Rotterdam	FRIED SHRIMP CRACKERS	35.00	6,255,515
131	PT. INTI LUHUR FUJA ABADI	6-Jan	04.0-00084-2025	China	Fuzhou	FROZEN PAMPANO FISH	26,645.20	434,343,405
132	PT. INTI LUHUR FUJA ABADI	6-Jan	04.0-00090-2025	China	Fuzhou	FROZEN THREADFIN FISH	27,983.20	881,582,733
133	PT. INTI LUHUR FUJA ABADI	6-Jan	04.0-00085-2025	China	Fuzhou	FROZEN PAMPANO FISH	27,762.80	452,589,166
134	PT. INTI LUHUR FUJA ABADI	6-Jan	04.0-00081-2025	China	Fuzhou	FROZEN PAMPANO FISH	486.20	7,926,032
135	PT. INTI LUHUR FUJA ABADI	6-Jan	04.0-00081-2025	China	Fuzhou	FROZEN CROAKER FISH	1,873.90	100,071,882
136	PT. INTI LUHUR FUJA ABADI	6-Jan	04.0-00081-2025	China	Fuzhou	FROZEN EMPEROR FISH	703.80	23,782,810

No.	NAMA UPI	TERBIT HC	NO. HC MUTU	NEGARA TUJUAN	PEL. TUJUAN	NAMA PRODUK	VOLUME (KG)	NILAI (RP)
137	PT. INTI LUHUR FUJA ABADI	6-Jan	04.0-00081-2025	China	Fuzhou	FROZEN CONGER EEL	6,093.70	248,080,621
138	PT. INTI LUHUR FUJA ABADI	6-Jan	04.0-00081-2025	China	Fuzhou	FROZEN RED SNAPPER WHOLE ROUND	3,120.70	259,998,000
139	PT. INTI LUHUR FUJA ABADI	6-Jan	04.0-00081-2025	China	Fuzhou	FROZEN THREADFIN FISH	12,541.10	372,470,670
140	PT. INTI LUHUR FUJA ABADI	6-Jan	04.0-00091-2025	China	Fuzhou	FROZEN RIBBONFISH	1,702.20	41,380,482
141	PT. INTI LUHUR FUJA ABADI	6-Jan	04.0-00092-2025	China	Fuzhou	FROZEN RIBBONFISH	2,076.30	50,474,853
142	PT. INTI LUHUR FUJA ABADI	6-Jan	04.0-00074-2025	China	Fuzhou	FROZEN RIBBONFISH	688.10	16,727,711
143	PT. INTI LUHUR FUJA ABADI	6-Jan	04.0-00093-2025	China	Fuzhou	FROZEN CROAKER FISH	4,817.90	179,478,338
144	PT. INTI LUHUR FUJA ABADI	6-Jan	04.0-00093-2025	China	Fuzhou	FROZEN THREADFIN FISH	20,864.90	662,904,997
145	PT. INTI LUHUR FUJA ABADI	6-Jan	04.0-00075-2025	China	Fuzhou	FROZEN CONGER EEL	14,944.80	276,036,434
146	PT. INTI LUHUR FUJA ABADI	6-Jan	04.0-00073-2025	China	Fuzhou	FROZEN PAMPANO FISH	14,370.80	234,272,782
147	PT. INTI LUHUR FUJA ABADI	6-Jan	04.0-00073-2025	China	Fuzhou	FROZEN CROAKER FISH	898.30	45,001,955
148	PT. INTI LUHUR FUJA ABADI	6-Jan	04.0-00073-2025	China	Fuzhou	FROZEN THREADFIN FISH	10,978.20	357,914,570
149	PT. ANEKA TUNA INDONESIA	6-Jan	P8/KI-D1/04.0/1/2025/000016	Saudi Arabia	Ad Dammam	CANNED TUNA	34,560.00	2,002,786,560
150	PT BANDENG OERANG SEJAHTERA	6-Jan	04.0-00094-2025	Japan	Tokyo	FROZEN LOBSTER	12,700.00	3,997,845,700
151	PT. INTI LUHUR FUJA ABADI	6-Jan	04.0-00071-2025	China	Fuzhou	FROZEN RIBBONFISH	1,186.00	28,831,660
152	PT. ANEKA TUNA INDONESIA	6-Jan	P8/KI-D1/04.0/1/2025/000017	Saudi Arabia	Ad Dammam	CANNED TUNA	78,854.40	3,233,897,798
153	PT JALA LAUTAN MULIA	6-Jan	04.0-00095-2025	Japan	Hakata	FROZEN LEATHER JACKET	1,130.00	162,720,000
154	PT JALA LAUTAN MULIA	6-Jan	04.0-00095-2025	Japan	Hakata	FROZEN AKA HIMEDAI FILLET	8,290.00	1,140,704,000
155	PT JALA LAUTAN MULIA	6-Jan	04.0-00095-2025	Japan	Hakata	FROZEN AKA HIMEDAI PORTION	3,806.00	600,156,722
156	PT. INTI LUHUR FUJA ABADI	6-Jan	04.0-00072-2025	China	Fuzhou	FROZEN PAMPANO FISH	7,703.20	125,577,566
157	PT. INTI LUHUR FUJA ABADI	6-Jan	04.0-00072-2025	China	Fuzhou	FROZEN CROAKER FISH	15,999.20	781,644,116
158	PT. INTI LUHUR FUJA ABADI	6-Jan	04.0-00072-2025	China	Fuzhou	FROZEN THREADFIN FISH	2,678.70	83,781,164
159	PT. ANEKA TUNA INDONESIA	6-Jan	04.0-00070-2025	United Kingdom (GB)	Felixstowe	POUCHED TUNA	28,800.00	2,135,030,400
160	PT. ANEKA TUNA INDONESIA	6-Jan	04.0-00082-2025	United Kingdom (GB)	Felixstowe	POUCHED TUNA	48,360.00	3,581,735,040
161	PT. ANEKA TUNA INDONESIA	6-Jan	04.0-00082-2025	United Kingdom (GB)	Felixstowe	SAMPLE OF POUCHED TUNA	37.20	2,755,181
162	PT. BUMI MENARA INTERNUSA DAMPIT	6-Jan	04.0-00067-2025	United States	Los Angeles	FROZEN FISH	16,339.46	2,276,903,751
163	PT. SUKSES LAUTAN INDONESIA	6-Jan	04.0-00096-2025	United States	Miami	FROZEN SCARLET SNAPPER FILLET SKIN ON	2,029.38	456,151,860
164	PT. SUKSES LAUTAN INDONESIA	6-Jan	04.0-00096-2025	United States	Miami	Frozen Snapper Skin On	9,039.14	1,694,350,636
165	PT. SUKSES LAUTAN INDONESIA	6-Jan	04.0-00096-2025	United States	Miami	FROZEN GROUPER FILLET SKIN LESS	6,589.81	1,869,884,947
166	PT. ANEKA TUNA INDONESIA	6-Jan	P8/KI-D1/04.0/1/2025/000018	Saudi Arabia	Ad Dammam	CANNED TUNA	34,560.00	1,876,780,800
167	PT. MEGA MARINE PRIDE	6-Jan	04.0-00097-2025	United States	Oakland	FROZEN RAW SHRIMPS	15,246.00	2,722,600,188
168	PT. FUYUAN BIOLOGI TECHNOLOGY	6-Jan	P8/KI-D1/04.0/1/2025/000019	Thailand	Suvarnabhumi International Apt	AGAR POWDER	1.00	32,358
169	PT Sekar Bumi Tbk	6-Jan	04.0-00098-2025	United States	Jacksonville	VANNAMEI RAW PD TAIL ON IQF SHRIMP	14,533.34	1,958,120,498
170	PT. REX CANNING	6-Jan	04.0-00099-2025	United States	Los Angeles	CANNED CRABMEAT IN BRINE	13,501.00	3,861,042,982
171	PT. REX CANNING	6-Jan	04.0-00100-2025	Belgium	Antwerpen	CANNED CRABMEAT IN BRINE	15,939.00	1,146,157,551
172	PT. INDONESIA LIFA ALGAE KARAGINAN INTERNATIONAL	6-Jan	P8/KI-D1/04.0/1/2025/000020	Germany	Rosshaupten	Semi Refined Carrageenan Powder	1.00	32,358

No.	NAMA UPI	TERBIT HC	NO. HC MUTU	NEGARA TUJUAN	PEL. TUJUAN	NAMA PRODUK	VOLUME (KG)	NILAI (RP)
173	CV. MARINA SEJAHTERA	6-Jan	04.0-00101-2025	United States	Los Angeles	FROZEN BABY OCTOPUS	1,280.28	60,173,160
174	CV. MARINA SEJAHTERA	6-Jan	04.0-00101-2025	United States	Los Angeles	FROZEN OCTOPUS BALLTYPE	6,399.00	300,753,000
175	CV. MARINA SEJAHTERA	6-Jan	04.0-00101-2025	United States	Los Angeles	FROZEN OCTOPUS FLOWER TYPE	9,558.00	449,226,000
176	CV. MARINA SEJAHTERA	6-Jan	04.0-00101-2025	United States	Los Angeles	FROZEN MEDLEY WHOLE	13.50	634,500
177	PT. MEGA MARINE PRIDE	6-Jan	04.0-00102-2025	Japan	Tokyo	VANNAMEI NOBASHI EBI	14,268.20	2,097,425,400
178	CV. MARINA SEJAHTERA	6-Jan	04.0-00103-2025	United States	Los Angeles	FROZEN RED SNAPPER STEAK TYPE	671.92	38,971,360
179	CV. MARINA SEJAHTERA	6-Jan	04.0-00103-2025	United States	Los Angeles	FROZEN RED SNAPPER WGGGS TYPE	1,007.88	58,457,040
180	PT. BUMI MENARA INTERNUSA DAMPIT	6-Jan	04.0-00104-2025	United States	New York	FROZEN FISH	19,068.00	1,448,996,388
181	CV. SINAR TIRTA	6-Jan	04.0-00105-2025	Taiwan	Kaohsiung	FROZEN GROUPER FISH FILLET	1,212.00	101,808,000
182	CV. SINAR TIRTA	6-Jan	04.0-00105-2025	Taiwan	Kaohsiung	FROZEN PARROT FISH FILLET	2,676.00	131,124,000
183	CV. SINAR TIRTA	6-Jan	04.0-00106-2025	Taiwan	Kaohsiung	FROZEN SQUID	1,272.00	67,670,400
184	CV. SINAR TIRTA	6-Jan	04.0-00106-2025	Taiwan	Kaohsiung	FROZEN SQUID	384.00	21,504
185	CV. SINAR TIRTA	6-Jan	04.0-00106-2025	Taiwan	Kaohsiung	FROZEN CUTTLEFISH WING	1,044.00	36,540,000
186	CV. SINAR TIRTA	6-Jan	04.0-00106-2025	Taiwan	Kaohsiung	FROZEN CUTTLEFISH HEAD	3,372.00	118,020,000
187	PT. SOUTHERN MARINE PRODUCTS	7-Jan	P8/KI-D1/04.0/I/2025/000021	Singapore	Singapore Container Terminal	FROZEN FISH PASTE	18,000.00	999,990,000
188	PT. AMARTA CARRAGEENAN INDONESIA	7-Jan	P8/KI-D1/04.0/I/2025/000024	Turkey	Izmir (Smyrna)	SRC (CARRAGEENAN KAPPA)	0.10	180,000
189	CV. JAVA FISH	7-Jan	P8/KI-D1/04.0/I/2025/000025	Singapore	Singapore Changi	FROZEN SPANISH MACKEREL	175.00	5,250,000
190	CV. JAVA FISH	7-Jan	P8/KI-D1/04.0/I/2025/000025	Singapore	Singapore Changi	GROUPER	1,750.00	61,250,000
191	CV. JAVA FISH	7-Jan	P8/KI-D1/04.0/I/2025/000025	Singapore	Singapore Changi	RED SNAPPER	70.00	3,150,000
192	CV. JAVA FISH	7-Jan	P8/KI-D1/04.0/I/2025/000025	Singapore	Singapore Changi	SILVER POMFRET	2,800.00	154,000,000
193	CV. JAVA FISH	7-Jan	P8/KI-D1/04.0/I/2025/000025	Singapore	Singapore Changi	FLATFISH	70.00	1,750,000
194	CV. JAVA FISH	7-Jan	P8/KI-D1/04.0/I/2025/000025	Singapore	Singapore Changi	Goldband Snapper	700.00	28,000,000
195	CV. JAVA FISH	7-Jan	P8/KI-D1/04.0/I/2025/000025	Singapore	Singapore Changi	BARRAMUNDI SKIN ON	105.00	3,150,000
196	CV. JAVA FISH	7-Jan	P8/KI-D1/04.0/I/2025/000025	Singapore	Singapore Changi	THREADFIN BLUE	2,170.00	75,950,000
197	CV. JAVA FISH	7-Jan	P8/KI-D1/04.0/I/2025/000025	Singapore	Singapore Changi	SAND WHITING FISH	1,050.00	26,250,000
198	CV. JAVA FISH	7-Jan	P8/KI-D1/04.0/I/2025/000025	Singapore	Singapore Changi	FRESH LEATHER JACKET FISH	70.00	2,450,000
199	CV. JAVA FISH	7-Jan	P8/KI-D1/04.0/I/2025/000027	Singapore	Singapore Changi	SLIPPER LOBSTER	100.00	6,000,000
200	CV. JAVA FISH	7-Jan	P8/KI-D1/04.0/I/2025/000027	Singapore	Singapore Changi	FRESH WHITE SHRIMP	3,080.00	154,000,000
201	CV. JAVA FISH	7-Jan	P8/KI-D1/04.0/I/2025/000026	Singapore	Singapore Changi	Hairtail	925.00	41,625,000
202	CV. JAVA FISH	7-Jan	P8/KI-D1/04.0/I/2025/000026	Singapore	Singapore Changi	TENGGIRI	1,500.00	60,000,000
203	PT. BUMI MENARA INTERNUSA DAMPIT	7-Jan	04.0-00112-2025	United States	Newark	FROZEN VALUE ADDED SEAFOOD PRODUCT	15,526.80	1,443,355,801
204	PT. ANEKA TUNA INDONESIA	7-Jan	P8/KI-D1/04.0/I/2025/000028	Australia	Melbourne	CANNED TUNA	29,376.00	2,589,670,656
205	PT. ANEKA TUNA INDONESIA	7-Jan	P8/KI-D1/04.0/I/2025/000028	Australia	Melbourne	SAMPLE OF CANNED TUNA	2.55	224,640
206	PT. BUMI MENARA INTERNUSA DAMPIT	7-Jan	04.0-00113-2025	Netherlands	Rotterdam	FROZEN RAW SHRIMP	17,000.00	2,128,145,000
207	PT.CANDI JAYA AMERTA	7-Jan	04.0-00107-2025	Netherlands	Rotterdam	KERUPUK UDANG	16,000.00	864,032,000
208	PT. AMARTA CARRAGEENAN INDONESIA	7-Jan	04.0-00108-2025	Japan	Minato-Ku, Tokyo	SRC (CARRAGEENAN KAPPA)	1.20	180,000

No.	NAMA UPI	TERBIT HC	NO. HC MUTU	NEGARA TUJUAN	PEL. TUJUAN	NAMA PRODUK	VOLUME (KG)	NILAI (RP)
209	PT. AMARTA CARRAGEENAN INDONESIA	7-Jan	04.0-00110-2025	United States	Rockland	SRC (CARRAGEENAN KAPPA)	1.00	180,000
210	PT. BEE JAY SEAFOOD	7-Jan	P8/KI-D1/04.0/I/2025/000029	Australia	Brisbane	Cobia	720.00	97,365,600
211	PT. BEE JAY SEAFOOD	7-Jan	P8/KI-D1/04.0/I/2025/000029	Australia	Brisbane	SWEETLIP	1,080.00	156,646,440
212	PT. BEE JAY SEAFOOD	7-Jan	P8/KI-D1/04.0/I/2025/000029	Australia	Brisbane	Goldband Snapper	4,320.00	759,024,000
213	PT. BEE JAY SEAFOOD	7-Jan	P8/KI-D1/04.0/I/2025/000029	Australia	Brisbane	Pearl Perch	720.00	112,598,640
214	PT. BEE JAY SEAFOOD	7-Jan	P8/KI-D1/04.0/I/2025/000029	Australia	Brisbane	Tropical Snapper	2,880.00	329,045,760
215	PT. BEE JAY SEAFOOD	7-Jan	P8/KI-D1/04.0/I/2025/000029	Australia	Brisbane	White Snapper	1,440.00	235,699,200
216	PT. BEE JAY SEAFOOD	7-Jan	P8/KI-D1/04.0/I/2025/000029	Australia	Brisbane	BARRAMUNDI	360.00	53,674,200
217	PT. BEE JAY SEAFOOD	7-Jan	P8/KI-D1/04.0/I/2025/000029	Australia	Brisbane	Coral Trout	1,440.00	225,197,280
218	PT. BEE JAY SEAFOOD	7-Jan	P8/KI-D1/04.0/I/2025/000029	Australia	Brisbane	Threadfin	2,160.00	266,036,400
219	PT. BEE JAY SEAFOOD	7-Jan	P8/KI-D1/04.0/I/2025/000029	Australia	Brisbane	Sp Emperor	2,160.00	313,292,880
220	PT. AMARTA CARRAGEENAN INDONESIA	7-Jan	P8/KI-D1/04.0/I/2025/000023	Turkey	Istanbul	SRC (CARRAGEENAN KAPPA)	0.10	180,000
221	PT. BEE JAY SEAFOOD	7-Jan	P8/KI-D1/04.0/I/2025/000030	Australia	Brisbane	Spanish Mackerel	2,760.00	442,615,680
222	PT. AMARTA CARRAGEENAN INDONESIA	7-Jan	P8/KI-D1/04.0/I/2025/000022	Austria	Oftring	SRC (CARRAGEENAN KAPPA)	0.30	180,000
223	PT. ANEKA TUNA INDONESIA	7-Jan	P8/KI-D1/04.0/I/2025/000031	Australia	Sydney	CANNED TUNA	25,236.00	2,789,890,272
224	PT. ANEKA TUNA INDONESIA	7-Jan	04.0-00114-2025	Japan	Shimizu	CANNED TUNA	15,482.88	1,402,207,027
225	PT. ANEKA TUNA INDONESIA	7-Jan	04.0-00114-2025	Japan	Shimizu	SAMPLE OF CANNED TUNA	3.99	396,897
226	PT. ANEKA TUNA INDONESIA	7-Jan	04.0-00114-2025	Japan	Shimizu	CANNED TUNA	3,870.72	404,927,631
227	PT. ANEKA TUNA INDONESIA	7-Jan	04.0-00114-2025	Japan	Shimizu	SAMPLE OF CANNED TUNA	2.31	225,449
228	PT. ANEKA TUNA INDONESIA	7-Jan	04.0-00115-2025	Japan	Shimizu	POUCHED TUNA	12,800.00	765,696,000
229	PT. ANEKA TUNA INDONESIA	7-Jan	04.0-00115-2025	Japan	Shimizu	SAMPLE OF POUCHED TUNA	4.73	319,199
230	PT. ANEKA TUNA INDONESIA	7-Jan	04.0-00115-2025	Japan	Shimizu	SAMPLE OF POUCHED TUNA	0.54	48,600
231	PT ANEKA SAKANA INDONESIA	7-Jan	04.0-00109-2025	Japan	Hakata	FROZEN SKIPJACK TUNA WHOLE ROUND	25,000.00	500,000,000
232	PT. SURYA ALAM TUNGGAL	7-Jan	04.0-00111-2025	Japan	Tokyo	RAW PEELED WHITE VANNAMEI	15,000.00	1,683,435,000
233	PT Sekar Bumi Tbk	7-Jan	04.0-00116-2025	United States	Los Angeles	VANNAMEI RAW PD TAIL ON IQF SHRIMP	16,329.60	3,348,547,776
234	PT. ANEKA TUNA INDONESIA	7-Jan	04.0-00117-2025	Japan	Shimizu	CANNED TUNA	11,289.60	1,014,449,587
235	PT. SUMBER PANGAN NUSANTARA	7-Jan	04.0-00118-2025	France	Dunkerque	Fresh Frozen Froglegs	17,808.00	2,849,796,432
236	PT Sekar Bumi Tbk	7-Jan	04.0-00119-2025	United States	New York	VANNAMEI COOKED PD TAIL OFF IQF SHRIMP	15,431.47	1,819,879,552
237	PT BAHARI INTI NUSANTARA	7-Jan	04.0-00120-2025	China	Qingdao	SALTED JELLYFISH	14,700.00	264,600,000
238	PT. BUMI MENARA INTERNUSA DAMPIT	7-Jan	04.0-00121-2025	Netherlands	Rotterdam	FROZEN RAW SHRIMP	17,000.00	2,128,145,000
239	PT. ANEKA TUNA INDONESIA	7-Jan	P8/KI-D1/04.0/I/2025/000032	Saudi Arabia	Ad Dammam	CANNED TUNA	34,406.40	2,537,472,000
240	PT. VARIA NIAGA NUSANTARA	7-Jan	04.0-00122-2025	France	Le Havre	FROZEN CATFISH WHOLE GUTTED	20,275.20	656,632,627
241	PT BAHARI INTI NUSANTARA	7-Jan	04.0-00123-2025	China	Qingdao	SALTED JELLYFISH	14,700.00	264,600,000
242	PT. ANEKA TUNA INDONESIA	7-Jan	P8/KI-D1/04.0/I/2025/000033	Australia	Melbourne	CANNED TUNA	26,682.00	2,456,371,602
243	PT. ANEKA TUNA INDONESIA	7-Jan	P8/KI-D1/04.0/I/2025/000033	Australia	Melbourne	SAMPLE OF CANNED TUNA	2.24	194,833

No.	NAMA UPI	TERBIT HC	NO. HC MUTU	NEGARA TUJUAN	PEL. TUJUAN	NAMA PRODUK	VOLUME (KG)	NILAI (RP)
244	PT. ANEKA TUNA INDONESIA	7-Jan	P8/KI-D1/04.0/1/2025/000034	Saudi Arabia	Ad Dammam	CANNED TUNA	97,104.00	3,427,188,576
245	PT. BUMI MENARA INTERNUSA DAMPIT	7-Jan	04.0-00124-2025	United States	Los Angeles	FROZEN VALUE ADDED SEAFOOD PRODUCT	16,322.21	1,499,472,466
246	PT. MULTI PRAWN INDONESIA	7-Jan	04.0-00125-2025	Japan	Tokyo	FROZEN SHRIMP	13,251.60	2,179,503,904
247	PT. ANEKA TUNA INDONESIA	7-Jan	P8/KI-D1/04.0/1/2025/000035	Australia	Melbourne	CANNED TUNA	25,855.20	2,873,986,466
248	PT. ANEKA TUNA INDONESIA	7-Jan	P8/KI-D1/04.0/1/2025/000035	Australia	Melbourne	SAMPLE OF CANNED TUNA	2.82	308,158
249	PT. SAMUDRA KENCANA MINA	7-Jan	04.0-00126-2025	Vietnam	Ho Chi Minh City	FROZEN CUTTLE FISH	27,501.90	1,494,425,744
250	PT. VARIA NIAGA NUSANTARA	7-Jan	04.0-00127-2025	France	Le Havre	FROZEN MAHI MAHI FILLET	5,040.00	444,785,040
251	PT BAHARI INTI NUSANTARA	7-Jan	04.0-00128-2025	China	Qingdao	SALTED JELLYFISH	14,700.00	264,600,000
252	PT. VARIA NIAGA NUSANTARA	7-Jan	04.0-00129-2025	France	Le Havre	FROZEN YELLOW TREVALLY WHOLE ROUND	1,420.00	68,982,180
253	PT. VARIA NIAGA NUSANTARA	7-Jan	04.0-00129-2025	France	Le Havre	FROZEN RED SNAPPER SLICES	4,624.00	546,593,792
254	PT. VARIA NIAGA NUSANTARA	7-Jan	04.0-00129-2025	France	Le Havre	FROZEN EMPEROR SLICES	6,848.00	515,633,856
255	PT. VARIA NIAGA NUSANTARA	7-Jan	04.0-00129-2025	France	Le Havre	FROZEN EMPEROR WGS	1,880.00	100,459,680
256	PT. BUMI MENARA INTERNUSA DAMPIT	7-Jan	04.0-00130-2025	United States	New York	FROZEN FISH	19,077.08	3,194,323,506
257	PT. BUMI MENARA INTERNUSA DAMPIT	7-Jan	04.0-00131-2025	United States	Savannah	FROZEN RAW SHRIMP	12,877.26	2,134,405,845
258	PT. ANEKA TUNA INDONESIA	7-Jan	04.0-00132-2025	Japan	Nagoya, Aichi	SAMPLE OF POUCHED TUNA	1.50	135,000
259	PT. ANEKA TUNA INDONESIA	7-Jan	04.0-00132-2025	Japan	Nagoya, Aichi	SAMPLE OF POUCHED TUNA	1.50	135,000
260	PT. BUMI MENARA INTERNUSA DAMPIT	7-Jan	04.0-00133-2025	Netherlands	Rotterdam	FROZEN RAW SHRIMP	17,000.00	2,128,145,000
261	PT. EDMAR MANDIRI JAYA	7-Jan	P8/KI-D1/04.0/1/2025/000036	Philippines	General Santos/Dadiangas	FROZEN SKIPJACK WHOLE ROUND	108,000.00	2,640,276,000
262	PT. AMARTA CARRAGEENAN INDONESIA	8-Jan	P8/KI-D1/04.0/1/2025/000037	Philippines	Manila	PERFORATED COARSE KAPPA	14,000.00	1,644,300,000
263	CV. JAVA FISH	8-Jan	P8/KI-D1/04.0/1/2025/000039	Singapore	Singapore Changi	SLIPPER LOBSTER	100.00	6,000,000
264	CV. JAVA FISH	8-Jan	P8/KI-D1/04.0/1/2025/000039	Singapore	Singapore Changi	FRESH WHITE SHRIMP	3,160.00	158,000,000
265	CV. JAVA FISH	8-Jan	P8/KI-D1/04.0/1/2025/000040	Singapore	Singapore Changi	FROZEN SPANISH MACKEREL	175.00	5,250,000
266	CV. JAVA FISH	8-Jan	P8/KI-D1/04.0/1/2025/000040	Singapore	Singapore Changi	GROUPEL	1,750.00	61,250,000
267	CV. JAVA FISH	8-Jan	P8/KI-D1/04.0/1/2025/000040	Singapore	Singapore Changi	RED SNAPPER	70.00	3,150,000
268	CV. JAVA FISH	8-Jan	P8/KI-D1/04.0/1/2025/000040	Singapore	Singapore Changi	SILVER POMFRET	2,800.00	154,000,000
269	CV. JAVA FISH	8-Jan	P8/KI-D1/04.0/1/2025/000040	Singapore	Singapore Changi	FLATFISH	70.00	1,750,000
270	CV. JAVA FISH	8-Jan	P8/KI-D1/04.0/1/2025/000040	Singapore	Singapore Changi	Goldband Snapper	700.00	28,000,000
271	CV. JAVA FISH	8-Jan	P8/KI-D1/04.0/1/2025/000040	Singapore	Singapore Changi	BARRAMUNDI SKIN ON	105.00	3,150,000
272	CV. JAVA FISH	8-Jan	P8/KI-D1/04.0/1/2025/000040	Singapore	Singapore Changi	THREADFIN BLUE	2,310.00	80,850,000
273	CV. JAVA FISH	8-Jan	P8/KI-D1/04.0/1/2025/000040	Singapore	Singapore Changi	SAND WHITING FISH	1,050.00	26,250,000
274	CV. JAVA FISH	8-Jan	P8/KI-D1/04.0/1/2025/000040	Singapore	Singapore Changi	FRESH LEATHER JACKET FISH	70.00	2,450,000
275	PT. SEKAR LAUT, TBK.	8-Jan	04.0-00134-2025	China	Jiao Xin	SHRIMP CRACKERS	10,452.00	849,758,052
276	PT. BUMI MENARA INTERNUSA DAMPIT	8-Jan	04.0-00135-2025	United States	Savannah	FROZEN VALUE ADDED SEAFOOD PRODUCT	14,982.00	1,478,393,796
277	PT. SEKAR KATOKICHI	8-Jan	04.0-00136-2025	Japan	Kobe	Frozen Breaded Shrimp	7,338.04	1,018,358,515
278	PT. ANEKA TUNA INDONESIA	8-Jan	04.0-00137-2025	Japan	Osaka	CANNED TUNA	6,021.12	536,927,355
279	PT. ANEKA TUNA INDONESIA	8-Jan	04.0-00137-2025	Japan	Osaka	CANNED TUNA	860.16	83,135,324
280	PT. ANEKA TUNA INDONESIA	8-Jan	04.0-00138-2025	Japan	Osaka	CANNED TUNA	6,289.92	557,293,202

No.	NAMA UPI	TERBIT HC	NO. HC MUTU	NEGARA TUJUAN	PEL. TUJUAN	NAMA PRODUK	VOLUME (KG)	NILAI (RP)
281	PT. ANEKA TUNA INDONESIA	8-Jan	04.0-00138-2025	Japan	Osaka	CANNED TUNA	3,386.88	324,876,303
282	PT. ANEKA TUNA INDONESIA	8-Jan	04.0-00139-2025	Japan	Shimizu	CANNED TUNA	4,354.56	381,437,683
283	PT. ANEKA TUNA INDONESIA	8-Jan	04.0-00139-2025	Japan	Shimizu	CANNED TUNA	5,322.24	510,519,905
284	PT. ANEKA TUNA INDONESIA	8-Jan	04.0-00140-2025	Japan	Osaka	POUCHED TUNA	345.60	31,943,808
285	PT. ANEKA TUNA INDONESIA	8-Jan	04.0-00140-2025	Japan	Osaka	POUCHED TUNA	1,036.80	102,527,078
286	PT. ANEKA TUNA INDONESIA	8-Jan	04.0-00141-2025	Japan	Osaka	CANNED TUNA	5,160.96	460,569,231
287	PT. ANEKA TUNA INDONESIA	8-Jan	04.0-00141-2025	Japan	Osaka	CANNED TUNA	1,290.24	124,702,986
288	PT. ANEKA TUNA INDONESIA	8-Jan	04.0-00142-2025	Japan	Nagoya, Aichi	CANNED TUNA	3,870.72	344,300,544
289	PT. ANEKA TUNA INDONESIA	8-Jan	04.0-00142-2025	Japan	Nagoya, Aichi	CANNED TUNA	5,806.08	560,907,971
290	PT. ANEKA TUNA INDONESIA	8-Jan	04.0-00143-2025	Japan	Osaka	POUCHED TUNA	691.20	63,743,846
291	PT. ANEKA TUNA INDONESIA	8-Jan	04.0-00143-2025	Japan	Osaka	POUCHED TUNA	1,036.80	101,736,000
292	PT. ANEKA TUNA INDONESIA	8-Jan	04.0-00144-2025	Japan	Hakata/Fukuoka	CANNED TUNA	4,730.88	419,709,481
293	PT. ANEKA TUNA INDONESIA	8-Jan	04.0-00144-2025	Japan	Hakata/Fukuoka	CANNED TUNA	2,150.40	207,838,310
294	CV. JAVA FISH	8-Jan	P8/KI-D1/04.0/I/2025/000038	Singapore	Singapore Changi	Hairtail	1,000.00	45,000,000
295	CV. JAVA FISH	8-Jan	P8/KI-D1/04.0/I/2025/000038	Singapore	Singapore Changi	TENGGIRI	1,500.00	60,000,000
296	PT. ANEKA TUNA INDONESIA	8-Jan	04.0-00145-2025	Japan	Hakata/Fukuoka	POUCHED TUNA	345.60	31,943,808
297	PT. ANEKA TUNA INDONESIA	8-Jan	04.0-00145-2025	Japan	Hakata/Fukuoka	POUCHED TUNA	1,036.80	101,736,000
298	PT. ANEKA TUNA INDONESIA	8-Jan	04.0-00146-2025	Japan	Nagoya, Aichi	CANNED TUNA	9,031.68	805,183,304
299	PT. ANEKA TUNA INDONESIA	8-Jan	04.0-00146-2025	Japan	Nagoya, Aichi	CANNED TUNA	5,591.04	523,886,039
300	PT. PHILLIPS SEAFOODS INDONESIA	8-Jan	04.0-00147-2025	United States	Baltimore	FROZEN FISH BARRAMUNDI	13,620.00	2,469,755,460
301	PT. ANEKA TUNA INDONESIA	8-Jan	04.0-00148-2025	Japan	Osaka	CANNED TUNA	6,773.76	600,161,910
302	PT. ANEKA TUNA INDONESIA	8-Jan	04.0-00148-2025	Japan	Osaka	CANNED TUNA	12,579.84	1,206,683,412
303	PT. ANEKA TUNA INDONESIA	8-Jan	04.0-00149-2025	Japan	Nagoya, Aichi	POUCHED TUNA	691.20	63,551,693
304	PT. ANEKA TUNA INDONESIA	8-Jan	04.0-00149-2025	Japan	Nagoya, Aichi	POUCHED TUNA	1,382.40	135,023,155
305	PT. ANEKA TUNA INDONESIA	8-Jan	04.0-00150-2025	Japan	Nagoya, Aichi	CANNED TUNA	3,010.56	269,068,800
306	PT. ANEKA TUNA INDONESIA	8-Jan	04.0-00150-2025	Japan	Nagoya, Aichi	CANNED TUNA	3,010.56	290,973,635
307	PT. ANEKA TUNA INDONESIA	8-Jan	04.0-00151-2025	Japan	Nagoya, Aichi	POUCHED TUNA	691.20	63,743,846
308	PT. ANEKA TUNA INDONESIA	8-Jan	04.0-00151-2025	Japan	Nagoya, Aichi	POUCHED TUNA	1,382.40	136,174,694
309	PT Sekar Bumi Tbk	8-Jan	04.0-00152-2025	United States	Savannah	VANNAMEI RAW PD TAIL OFF IQF SHRIMP	16,003.01	2,015,211,040
310	PT Sekar Bumi Tbk	8-Jan	04.0-00153-2025	United States	New York	VANNAMEI RAW EZ PEEL IQF SHRIMP	8,618.40	980,894,578
311	PT Sekar Bumi Tbk	8-Jan	04.0-00154-2025	United States	New York	VANNAMEI RAW PD TAIL OFF IQF SHRIMP	15,876.00	2,190,348,216
312	PT. GEMA ISTA RAYA	8-Jan	P8/KI-D1/04.0/I/2025/000041	Comoros	Moroni	Canned Sardines	18,360.00	403,644,600
313	PT. BUMI PANGAN SEJAHTERA	8-Jan	04.0-00155-2025	United States	Los Angeles	VANNAMEI RAW PD TAIL ON/OFF IQF SHRIMP	15,876.00	2,221,560,432
314	PT ANEKA SAKANA INDONESIA	8-Jan	P8/KI-D1/04.0/I/2025/000042	Thailand	Lat Krabang	FROZEN YELLOWFIN TUNA WHOLE ROUND	49,000.00	980,000,000
315	PT ANEKA SAKANA INDONESIA	8-Jan	P8/KI-D1/04.0/I/2025/000042	Thailand	Lat Krabang	FROZEN SKIPJACK TUNA WHOLE ROUND	75,000.00	1,500,000,000
316	PT ANEKA SAKANA INDONESIA	8-Jan	P8/KI-D1/04.0/I/2025/000042	Thailand	Lat Krabang	FROZEN BIGEYE TUNA WHOLE ROUND	1,000.00	20,000,000
317	PT BAHARI SEJAHTERA PERTIWI	8-Jan	04.0-00156-2025	China	Nansha New Pt	FROZEN BIGEYE FISH	15,230.00	470,099,841

No.	NAMA UPI	TERBIT HC	NO. HC MUTU	NEGARA TUJUAN	PEL. TUJUAN	NAMA PRODUK	VOLUME (KG)	NILAI (RP)
318	PT BAHARI SEJAHTERA PERTIWI	8-Jan	04.0-00156-2025	China	Nansha New Pt	FROZEN SNAPPER FISH	7,995.80	750,146,766
319	PT BAHARI SEJAHTERA PERTIWI	8-Jan	04.0-00156-2025	China	Nansha New Pt	FROZEN SEA BREAM FISH	25.00	580,383
320	PT BAHARI SEJAHTERA PERTIWI	8-Jan	04.0-00156-2025	China	Nansha New Pt	FROZEN WHITESPOTTED CONGER FISH	16.00	616,402
321	PT BAHARI SEJAHTERA PERTIWI	8-Jan	04.0-00157-2025	China	Nansha New Pt	Frozen Mackerel Fish	20.00	1,516,018
322	PT. INTI LAUTAN FAJAR ABADI	8-Jan	04.0-00158-2025	United States	Los Angeles	SNAPPER	17,242.92	4,027,980,598
323	PT. INTI LAUTAN FAJAR ABADI	8-Jan	04.0-00159-2025	United States	Los Angeles	GROUPE	349.58	103,221,535
324	PT BAHARI SEJAHTERA PERTIWI	8-Jan	04.0-00160-2025	China	Nansha New Pt	FROZEN CUTTLEFISH	102.00	3,499,549
325	PT. SURYA INDOALGAS	8-Jan	P8/KI-D1/04.0/I/2025/000043	Russian Federation	Vladivostok	Tepung agar-agar	8,000.00	1,969,064,000
326	PT Sekar Bumi Tbk	8-Jan	04.0-00161-2025	United States	New York	FROZEN VANNAMEI COOKED PD TAIL ON IQF SHRIMP	7,257.60	1,242,718,848
327	PT. VARIA NIAGA NUSANTARA	8-Jan	04.0-00162-2025	Portugal	Leixoes	FROZEN SWORDFISH DWT	25,311.50	1,368,947,166
328	PT. PHILLIPS SEAFOODS INDONESIA	8-Jan	04.0-00163-2025	United States	Baltimore	FROZEN VALUE ADDED CRAB	11,170.26	3,505,305,780
329	PT. SUKSES LAUTAN INDONESIA	8-Jan	P8/KI-D1/04.0/I/2025/000044	Thailand	Bangkok	FROZEN SPOTTED GROUPE HEAD	11,500.00	242,149,750
330	PT. PHILLIPS SEAFOODS INDONESIA	8-Jan	04.0-00164-2025	United States	Baltimore	FROZEN VALUE ADDED SQUID	635.20	90,913,635
331	PT. BUMI MENARA INTERNUSA DAMPIT	8-Jan	04.0-00165-2025	United States	Savannah	FROZEN VALUE ADDED SEAFOOD PRODUCT	14,982.00	1,478,393,796
332	PT. Berkah Aneka Laut	8-Jan	P8/KI-D1/04.0/I/2025/000045	Malaysia	Penang	FROZEN BLACK JEW FISH	13,427.10	349,104,600
333	PT. Berkah Aneka Laut	8-Jan	P8/KI-D1/04.0/I/2025/000045	Malaysia	Penang	FROZEN THREADFIN	9,345.90	299,068,800
334	PT BAHARI SEJAHTERA PERTIWI	8-Jan	04.0-00166-2025	China	Nansha New Pt	FROZEN ORANGE GOATFISH	4,500.00	125,879,850
335	PT BAHARI SEJAHTERA PERTIWI	8-Jan	04.0-00166-2025	China	Nansha New Pt	FROZEN LEATHERJACKET	522.00	45,825,179
336	PT BAHARI SEJAHTERA PERTIWI	8-Jan	04.0-00166-2025	China	Nansha New Pt	FROZEN BIGEYE FISH	4,815.00	149,149,922
337	PT BAHARI SEJAHTERA PERTIWI	8-Jan	04.0-00166-2025	China	Nansha New Pt	FROZEN SEA BREAM FISH	7,479.00	205,082,407
338	PT BAHARI SEJAHTERA PERTIWI	8-Jan	04.0-00166-2025	China	Nansha New Pt	FROZEN SILVER BIDDY FISH	486.00	7,834,563
339	PT BAHARI SEJAHTERA PERTIWI	8-Jan	04.0-00167-2025	China	Nansha New Pt	Frozen Mackerel Fish	5,715.10	425,962,405
340	PT. NIRWANA SEGARA	8-Jan	P8/KI-D1/04.0/I/2025/000046	Hong Kong	Hong Kong	PASTEURIZED CRAB MEAT	3,268.80	1,096,159,392
341	PT. MEGA MARINE PRIDE	8-Jan	04.0-00168-2025	United States	Long Beach	FROZEN COOKED SHRIMPS	14,982.00	2,353,102,884
342	PT. ANEKA TUNA INDONESIA	8-Jan	04.0-00169-2025	Japan	Shimizu	CANNED TUNA	2,822.40	251,495,597
343	PT. ANEKA TUNA INDONESIA	8-Jan	04.0-00169-2025	Japan	Shimizu	CANNED TUNA	10,483.20	1,017,803,405
344	PT. Berkah Aneka Laut	8-Jan	P8/KI-D1/04.0/I/2025/000047	Malaysia	Penang	FROZEN QUEEN FISH	4,784.30	90,901,700
345	CV. JAVA FISH	9-Jan	P8/KI-D1/04.0/I/2025/000049	Singapore	Singapore Changi	FROZEN SPANISH MACKEREL	175.00	5,250,000
346	CV. JAVA FISH	9-Jan	P8/KI-D1/04.0/I/2025/000049	Singapore	Singapore Changi	GROUPE	1,750.00	61,250,000
347	CV. JAVA FISH	9-Jan	P8/KI-D1/04.0/I/2025/000049	Singapore	Singapore Changi	RED SNAPPER	70.00	3,150,000
348	CV. JAVA FISH	9-Jan	P8/KI-D1/04.0/I/2025/000049	Singapore	Singapore Changi	SILVER POMFRET	2,800.00	154,000,000
349	CV. JAVA FISH	9-Jan	P8/KI-D1/04.0/I/2025/000049	Singapore	Singapore Changi	FLATFISH	70.00	1,750,000
350	CV. JAVA FISH	9-Jan	P8/KI-D1/04.0/I/2025/000049	Singapore	Singapore Changi	Goldband Snapper	700.00	28,000,000
351	CV. JAVA FISH	9-Jan	P8/KI-D1/04.0/I/2025/000049	Singapore	Singapore Changi	BARRAMUNDI SKIN ON	105.00	3,150,000
352	CV. JAVA FISH	9-Jan	P8/KI-D1/04.0/I/2025/000049	Singapore	Singapore Changi	THREADFIN BLUE	2,450.00	85,750,000
353	CV. JAVA FISH	9-Jan	P8/KI-D1/04.0/I/2025/000049	Singapore	Singapore Changi	SAND WHITING FISH	1,050.00	26,250,000
354	CV. JAVA FISH	9-Jan	P8/KI-D1/04.0/I/2025/000049	Singapore	Singapore Changi	FRESH LEATHER JACKET FISH	70.00	2,450,000
355	CV. JAVA FISH	9-Jan	P8/KI-D1/04.0/I/2025/000051	Singapore	Singapore Changi	Hairtail	950.00	42,750,000
356	CV. JAVA FISH	9-Jan	P8/KI-D1/04.0/I/2025/000051	Singapore	Singapore Changi	TENGGIRI	1,500.00	60,000,000

No.	NAMA UPI	TERBIT HC	NO. HC MUTU	NEGARA TUJUAN	PEL. TUJUAN	NAMA PRODUK	VOLUME (KG)	NILAI (RP)
357	CV. JAVA FISH	9-Jan	P8/KI-D1/04.0/1/2025/000052	Singapore	Singapore Changi	SLIPPER LOBSTER	100.00	6,000,000
358	CV. JAVA FISH	9-Jan	P8/KI-D1/04.0/1/2025/000052	Singapore	Singapore Changi	FRESH WHITE SHRIMP	3,300.00	165,000,000
359	PT. GRAHAMAKMUR CIPTAPRATAMA	9-Jan	04.0-00170-2025	United States	Los Angeles	FROZEN RAW VANNAMEI PEELED DEVEINED TAIL ON	15,663.00	2,555,841,351
360	PT. SEKAR KATOKICHI	9-Jan	P8/KI-D1/04.0/1/2025/000050	Singapore	Singapore Changi	Frozen Breaded Shrimp	5,184.00	400,832,064
361	PT BAHARI INTI NUSANTARA	9-Jan	04.0-00171-2025	China	Shanghai	SALTED JELLYFISH	15,450.00	278,100,000
362	PT WINAROS KAWULA BAHARI	9-Jan	04.0-00172-2025	United States	New York	White Raw Vannamei PND	907.19	109,948,706
363	PT WINAROS KAWULA BAHARI	9-Jan	04.0-00172-2025	United States	New York	White Vannamei Nobashi Ebi	7,068.00	1,239,578,772
364	PT. SOUTHERN MARINE PRODUCTS	9-Jan	P8/KI-D1/04.0/1/2025/000048	Malaysia	Pasir Gudang, Johor	FROZEN FISH PASTE	25,000.00	1,000,000,000
365	PT WINAROS KAWULA BAHARI	9-Jan	04.0-00173-2025	Japan	Narita Apt/Tokyo	White Vannamei Ebi Fry	3.60	465,150
366	PT WINAROS KAWULA BAHARI	9-Jan	04.0-00174-2025	United States	New York	White Vannamei Sushi Ebi	1,899.00	537,456,879
367	PT WINAROS KAWULA BAHARI	9-Jan	04.0-00174-2025	United States	New York	White Vannamei Sushi Ebi Broken	2,721.58	525,814,699
368	PT WINAROS KAWULA BAHARI	9-Jan	04.0-00174-2025	United States	New York	White Vannamei Sushi Ebi Without Tail	200.00	43,510,600
369	PT. GRAHAMAKMUR CIPTAPRATAMA	9-Jan	P8/KI-D1/04.0/1/2025/000053	Trinidad & Tobago	Point Lisas	FROZEN RAW VANNAMEI HEADLESS SHELL ON EASY PEEL	9,034.60	1,251,499,896
370	PT. GRAHAMAKMUR CIPTAPRATAMA	9-Jan	P8/KI-D1/04.0/1/2025/000053	Trinidad & Tobago	Point Lisas	FROZEN RAW VANNAMEI PEELED DEVEINED TAIL OFF	3,268.80	428,075,510
371	PT. GRAHAMAKMUR CIPTAPRATAMA	9-Jan	P8/KI-D1/04.0/1/2025/000053	Trinidad & Tobago	Point Lisas	FROZEN RAW VANNAMEI PEELED DEVEINED TAIL ON	5,402.60	820,935,875
372	PT. ANEKA TUNA INDONESIA	9-Jan	P8/KI-D1/04.0/1/2025/000054	Kuwait	Shuwaikh	CANNED TUNA	43,130.88	2,927,335,956
373	PT. SEKAR LAUT, TBK.	9-Jan	P8/KI-D1/04.0/1/2025/000055	Hong Kong	Hong Kong	SHRIMP CRACKERS	480.00	14,112,000
374	PT Sekar Bumi Tbk	9-Jan	04.0-00175-2025	United States	Los Angeles	VANNAMEI RAW PD TAIL ON IQF SHRIMP	15,876.00	2,034,906,300
375	PT Sekar Bumi Tbk	9-Jan	04.0-00176-2025	United States	Savannah	VANNAMEI RAW EZ PEEL IQF SHRIMP	15,785.28	2,230,917,837
376	PT. ANEKA TUNA INDONESIA	9-Jan	04.0-00177-2025	Japan	Sendai, Kagoshima	CANNED TUNA	8,064.00	723,115,008
377	PT. ANEKA TUNA INDONESIA	9-Jan	04.0-00177-2025	Japan	Sendai, Kagoshima	CANNED TUNA	8,064.00	781,917,696
378	PT. INDONESIA LIFA ALGAE KARAGINAN INTERNATIONAL	9-Jan	P8/KI-D1/04.0/1/2025/000058	India	Ahmedabad	Kappa Refined Carrageenan Food Grade HS Code : 130239	1,000.00	165,139,000
379	PT. INDONESIA LIFA ALGAE KARAGINAN INTERNATIONAL	9-Jan	P8/KI-D1/04.0/1/2025/000057	India	Ahmedabad	IOTA SEMI REFINED CARRAGEENAN FOOD GRADE HS Code : 130239	1,000.00	70,384,000
380	PT. ANEKA TUNA INDONESIA	9-Jan	04.0-00178-2025	Japan	Shimizu	CANNED TUNA	7,398.72	670,065,077
381	PT. ANEKA TUNA INDONESIA	9-Jan	04.0-00178-2025	Japan	Shimizu	CANNED TUNA	10,903.20	1,006,038,264
382	PT. ANEKA TUNA INDONESIA	9-Jan	04.0-00178-2025	Japan	Shimizu	SAMPLE OF POUCHED TUNA	60.00	5,220,000
383	PT. SEKAR LAUT, TBK.	9-Jan	P8/KI-D1/04.0/1/2025/000056	Hong Kong	Hong Kong	SAMBAL TERASI	1,101.00	65,880,537
384	PT. BUMI MENARA INTERNUSA DAMPIT	9-Jan	04.0-00179-2025	United States	Norfolk	FROZEN VALUE ADDED SEAFOOD PRODUCT	14,529.82	1,579,870,918
385	PT.Hongxin Algae International	9-Jan	P8/KI-D1/04.0/1/2025/000059	China	Xiamen	Semi Refined Carrageenan	28,000.00	2,540,160,000
386	PT. TRIDAYA JAYA MANUNGGAL	9-Jan	04.0-00180-2025	United States	New York	INDONESIAN IQF WHOLE OCTOPUS	21,111.00	1,840,815,867

No.	NAMA UPI	TERBIT HC	NO. HC MUTU	NEGARA TUJUAN	PEL. TUJUAN	NAMA PRODUK	VOLUME (KG)	NILAI (RP)
387	PT. BUMI MENARA INTERNUSA DAMPIT	9-Jan	04.0-00181-2025	United States	Savannah	FROZEN VALUE ADDED SEAFOOD PRODUCT	14,982.00	1,478,393,796
388	PT. SUNRISE NIAGA FISHERY	9-Jan	04.0-00182-2025	United States	New York	FROZEN OCTOPUS WCL	19,962.81	2,166,883,174
389	PT. TRIDAYA JAYA MANUNGGAL	9-Jan	04.0-00183-2025	Greece	Piraeus	Octopus Tentacles	6,000.00	614,250,000
390	PT. TRIDAYA JAYA MANUNGGAL	9-Jan	04.0-00183-2025	Greece	Piraeus	Whole Cleaned Flower Octopus	13,760.00	1,239,941,120
391	PT. SEKAR KATOKICHI	10-Jan	04.0-00184-2025	United States	Houston	Raw Breaded Aligned Butterfly Tail On Vannamei Shrimp	15,526.80	1,497,653,021
392	PT. MARINDO MAKMUR USAHAJAYA	10-Jan	04.0-00185-2025	Japan	Kitakyushu- Moji	FROZEN CAPELIN FISH	5,663.90	73,630,700
393	CV. JAVA FISH	10-Jan	P8/KI-D1/04.0/1/2025/000061	Singapore	Singapore Changi	FROZEN SPANISH MACKEREL	175.00	5,250,000
394	CV. JAVA FISH	10-Jan	P8/KI-D1/04.0/1/2025/000061	Singapore	Singapore Changi	GROUPEL	1,750.00	61,250,000
395	CV. JAVA FISH	10-Jan	P8/KI-D1/04.0/1/2025/000061	Singapore	Singapore Changi	RED SNAPPER	70.00	3,150,000
396	CV. JAVA FISH	10-Jan	P8/KI-D1/04.0/1/2025/000061	Singapore	Singapore Changi	SILVER POMFRET	2,800.00	154,000,000
397	CV. JAVA FISH	10-Jan	P8/KI-D1/04.0/1/2025/000061	Singapore	Singapore Changi	FLATFISH	70.00	1,750,000
398	CV. JAVA FISH	10-Jan	P8/KI-D1/04.0/1/2025/000061	Singapore	Singapore Changi	Goldband Snapper	700.00	28,000,000
399	CV. JAVA FISH	10-Jan	P8/KI-D1/04.0/1/2025/000061	Singapore	Singapore Changi	BARRAMUNDI SKIN ON	105.00	3,150,000
400	CV. JAVA FISH	10-Jan	P8/KI-D1/04.0/1/2025/000061	Singapore	Singapore Changi	THREADFIN BLUE	2,135.00	74,725,000
401	CV. JAVA FISH	10-Jan	P8/KI-D1/04.0/1/2025/000061	Singapore	Singapore Changi	SAND WHITING FISH	1,050.00	26,250,000
402	CV. JAVA FISH	10-Jan	P8/KI-D1/04.0/1/2025/000061	Singapore	Singapore Changi	FRESH LEATHER JACKET FISH	70.00	2,450,000
403	PT WINAROS KAWULA BAHARI	10-Jan	04.0-00186-2025	United States	Long Beach	White Vannamei Sushi Ebi	4,117.80	1,141,973,003
404	PT WINAROS KAWULA BAHARI	10-Jan	04.0-00186-2025	United States	Long Beach	White Vannamei Sushi Ebi Broken	1,814.39	338,276,686
405	CV. JAVA FISH	10-Jan	P8/KI-D1/04.0/1/2025/000062	Singapore	Singapore Changi	FROZEN SPANISH MACKEREL	175.00	5,250,000
406	CV. JAVA FISH	10-Jan	P8/KI-D1/04.0/1/2025/000062	Singapore	Singapore Changi	GROUPEL	1,750.00	61,250,000
407	CV. JAVA FISH	10-Jan	P8/KI-D1/04.0/1/2025/000062	Singapore	Singapore Changi	RED SNAPPER	70.00	3,150,000
408	CV. JAVA FISH	10-Jan	P8/KI-D1/04.0/1/2025/000062	Singapore	Singapore Changi	SILVER POMFRET	2,800.00	154,000,000
409	CV. JAVA FISH	10-Jan	P8/KI-D1/04.0/1/2025/000062	Singapore	Singapore Changi	FLATFISH	70.00	1,750,000
410	CV. JAVA FISH	10-Jan	P8/KI-D1/04.0/1/2025/000062	Singapore	Singapore Changi	Goldband Snapper	700.00	28,000,000
411	CV. JAVA FISH	10-Jan	P8/KI-D1/04.0/1/2025/000062	Singapore	Singapore Changi	BARRAMUNDI SKIN ON	105.00	3,150,000
412	CV. JAVA FISH	10-Jan	P8/KI-D1/04.0/1/2025/000062	Singapore	Singapore Changi	THREADFIN BLUE	2,275.00	79,625,000
413	CV. JAVA FISH	10-Jan	P8/KI-D1/04.0/1/2025/000062	Singapore	Singapore Changi	SAND WHITING FISH	1,050.00	26,250,000
414	CV. JAVA FISH	10-Jan	P8/KI-D1/04.0/1/2025/000062	Singapore	Singapore Changi	FRESH LEATHER JACKET FISH	70.00	2,450,000
415	PT. ANEKA TUNA INDONESIA	10-Jan	P8/KI-D1/04.0/1/2025/000063	Australia	Melbourne	CANNED TUNA	42,782.40	3,783,333,197
416	PT. ANEKA TUNA INDONESIA	10-Jan	P8/KI-D1/04.0/1/2025/000063	Australia	Melbourne	SAMPLE OF CANNED TUNA	3.12	269,278
417	PT WINAROS KAWULA BAHARI	10-Jan	04.0-00187-2025	United States	Long Beach	White Vannamei Nobashi Ebi	7,560.00	1,264,682,160
418	PT GREEN ONE BIOTECHNOLOGY	10-Jan	P8/KI-D1/04.0/1/2025/000064	Spain	Pontevedra	SEMI REFINED CARRAGEENAN	0.12	12,980
419	CV. JAVA FISH	10-Jan	P8/KI-D1/04.0/1/2025/000065	Singapore	Singapore Changi	SLIPPER LOBSTER	100.00	6,000,000
420	CV. JAVA FISH	10-Jan	P8/KI-D1/04.0/1/2025/000065	Singapore	Singapore Changi	FRESH WHITE SHRIMP	3,200.00	160,000,000
421	CV. JAVA FISH	10-Jan	P8/KI-D1/04.0/1/2025/000066	Singapore	Singapore Changi	SLIPPER LOBSTER	100.00	6,000,000
422	CV. JAVA FISH	10-Jan	P8/KI-D1/04.0/1/2025/000066	Singapore	Singapore Changi	FRESH WHITE SHRIMP	3,400.00	170,000,000
423	CV. JAVA FISH	10-Jan	P8/KI-D1/04.0/1/2025/000068	Singapore	Singapore Changi	Hairtail	900.00	40,500,000
424	CV. JAVA FISH	10-Jan	P8/KI-D1/04.0/1/2025/000068	Singapore	Singapore Changi	TENGGIRI	1,500.00	60,000,000
425	CV. JAVA FISH	10-Jan	P8/KI-D1/04.0/1/2025/000069	Singapore	Singapore Changi	Hairtail	1,125.00	50,625,000
426	CV. JAVA FISH	10-Jan	P8/KI-D1/04.0/1/2025/000069	Singapore	Singapore Changi	TENGGIRI	1,500.00	60,000,000

No.	NAMA UPI	TERBIT HC	NO. HC MUTU	NEGARA TUJUAN	PEL. TUJUAN	NAMA PRODUK	VOLUME (KG)	NILAI (RP)
427	PT. SOUTHERN MARINE PRODUCTS	10-Jan	P8/KI-D1/04.0/I/2025/000070	Singapore	Singapore Container Terminal	FROZEN FISH PASTE	27,000.00	999,999,000
428	PT. ANEKA TUNA INDONESIA	10-Jan	P8/KI-D1/04.0/I/2025/000071	Australia	Melbourne	POUCHED TUNA	4,800.00	350,356,800
429	PT. ANEKA TUNA INDONESIA	10-Jan	P8/KI-D1/04.0/I/2025/000074	Saudi Arabia	Ad Dammam	CANNED TUNA	11,200.00	532,224,000
430	PT. ANEKA TUNA INDONESIA	10-Jan	P8/KI-D1/04.0/I/2025/000073	Australia	Melbourne	CANNED TUNA	11,806.80	681,039,838
431	PT. ANEKA TUNA INDONESIA	10-Jan	P8/KI-D1/04.0/I/2025/000067	Saudi Arabia	Ad Dammam	CANNED TUNA	78,854.40	3,796,366,234
432	PT. ANEKA TUNA INDONESIA	10-Jan	04.0-00188-2025	United Kingdom (GB)	Felixstowe	POUCHED TUNA	32,240.00	2,387,823,360
433	PT. INDO LAUT JAYA	10-Jan	P8/KI-D1/04.0/I/2025/000075	Malaysia	Kuala Lumpur	DRIED FISH MAW	84.00	8,400,000
434	PT. ANEKA TUNA INDONESIA	10-Jan	P8/KI-D1/04.0/I/2025/000072	Saudi Arabia	Ad Dammam	CANNED TUNA	8,640.00	910,716,480
435	PT WINAROS KAWULA BAHARI	10-Jan	04.0-00189-2025	Japan	Tokyo	White Raw Vannamei Frozen Shrimp	4,675.20	634,345,162
436	PT WINAROS KAWULA BAHARI	10-Jan	04.0-00189-2025	Japan	Tokyo	White Vannamei Nobashi Ebi	8,954.50	1,392,165,070
437	PT. ANEKA TUNA INDONESIA	10-Jan	P8/KI-D1/04.0/I/2025/000077	Saudi Arabia	Ad Dammam	CANNED TUNA	19,713.60	1,666,646,885
438	PT. ANEKA TUNA INDONESIA	10-Jan	P8/KI-D1/04.0/I/2025/000077	Saudi Arabia	Ad Dammam	CANNED TUNA	19,713.60	1,295,360,942
439	PT. ANEKA TUNA INDONESIA	10-Jan	P8/KI-D1/04.0/I/2025/000078	Saudi Arabia	Ad Dammam	CANNED TUNA	39,427.20	2,590,721,885
440	PT Sekar Bumi Tbk	10-Jan	04.0-00190-2025	United States	Jacksonville	VANNAMEI RAW EZ PEEL IQF SHRIMP	15,876.00	2,141,180,244
441	PT. ANEKA TUNA INDONESIA	10-Jan	P8/KI-D1/04.0/I/2025/000079	Saudi Arabia	Ad Dammam	CANNED TUNA	34,560.00	2,799,360,000
442	PT. BUMI MENARA INTERNUSA DAMPIT	10-Jan	04.0-00191-2025	United States	Norfolk	FROZEN VALUE ADDED SEAFOOD PRODUCT	14,987.45	1,560,553,244
443	PT. ANEKA TUNA INDONESIA	10-Jan	P8/KI-D1/04.0/I/2025/000080	Saudi Arabia	Ad Dammam	CANNED TUNA	38,841.60	1,884,167,174
444	PT. GEMA ISTA RAYA	10-Jan	P8/KI-D1/04.0/I/2025/000081	Senegal	Dakar	Canned Sardines	40,626.00	1,373,118,174
445	PT Sekar Bumi Tbk	10-Jan	04.0-00192-2025	United States	Jacksonville	VANNAMEI RAW PD TAIL OFF IQF SHRIMP	16,329.60	2,293,998,538
446	PT. ANEKA TUNA INDONESIA	10-Jan	P8/KI-D1/04.0/I/2025/000082	Saudi Arabia	Ad Dammam	CANNED TUNA	39,427.20	2,428,202,966
447	PT. GEMA ISTA RAYA	10-Jan	P8/KI-D1/04.0/I/2025/000083	Senegal	Dakar	Canned Sardines	142,191.00	4,643,247,105
448	PT. BUMI MENARA INTERNUSA DAMPIT	10-Jan	04.0-00194-2025	United States	Norfolk	FROZEN VALUE ADDED SEAFOOD PRODUCT	14,546.16	1,440,186,209
449	PT. BARAMUDA BAHARI	10-Jan	04.0-00195-2025	Korea (South)	Busan (ex Pusan)	FROZEN NORTHERN SHRIMP MEAT (PTO)	5,880.00	1,672,295,520
450	PT. EDMAR MANDIRI JAYA	10-Jan	04.0-00193-2025	Japan	Shibushi	FROZEN SKIPJACK WHOLE ROUND	25,000.00	584,550,000
451	CV. ANGIN TIMUR SEAFOODS	11-Jan	P8/KI-D1/04.0/I/2025/000084	Hong Kong	Hong Kong	FROZEN BIG EYE BLENDED	17,355.00	354,736,200
452	PT. MULTI PRAWN INDONESIA	11-Jan	04.0-00196-2025	Japan	Tokyo	FROZEN SHRIMP	15,282.00	2,766,301,794
453	PT Sekar Bumi Tbk	11-Jan	04.0-00200-2025	United States	New York	VANNAMEI COOKED EZP IQF	15,876.00	2,049,956,748
454	PT Sekar Bumi Tbk	11-Jan	04.0-00201-2025	United States	New York	VANNAMEI RAW PD TAIL OFF IQF SHRIMP	15,876.00	2,313,927,000
455	PT. SOUTHERN MARINE PRODUCTS	11-Jan	P8/KI-D1/04.0/I/2025/000085	Japan	Osaka	ITOYORI FISH SKIN, ITOYORI FISH SCALE	5.00	160,000
456	PT.KARYA KENCANA SUMBER SARI	13-Jan	04.0-00204-2025	Netherlands	Rotterdam	KERUPUK UDANG	16,600.00	981,890,000
457	PT.CANDI JAYA AMERTA	13-Jan	04.0-00205-2025	Netherlands	Rotterdam	KERUPUK UDANG	17,340.00	913,679,280
458	CV. JAVA FISH	13-Jan	P8/KI-D1/04.0/I/2025/000086	Singapore	Singapore Changi	FROZEN SPANISH MACKEREL	175.00	5,250,000
459	CV. JAVA FISH	13-Jan	P8/KI-D1/04.0/I/2025/000086	Singapore	Singapore Changi	GROUPE	1,750.00	61,250,000
460	CV. JAVA FISH	13-Jan	P8/KI-D1/04.0/I/2025/000086	Singapore	Singapore Changi	RED SNAPPER	70.00	3,150,000

No.	NAMA UPI	TERBIT HC	NO. HC MUTU	NEGARA TUJUAN	PEL. TUJUAN	NAMA PRODUK	VOLUME (KG)	NILAI (RP)
461	CV. JAVA FISH	13-Jan	P8/KI-D1/04.0/1/2025/000086	Singapore	Singapore Changi	SILVER POMFRET	2,800.00	154,000,000
462	CV. JAVA FISH	13-Jan	P8/KI-D1/04.0/1/2025/000086	Singapore	Singapore Changi	FLATFISH	70.00	1,750,000
463	CV. JAVA FISH	13-Jan	P8/KI-D1/04.0/1/2025/000086	Singapore	Singapore Changi	Goldband Snapper	700.00	28,000,000
464	CV. JAVA FISH	13-Jan	P8/KI-D1/04.0/1/2025/000086	Singapore	Singapore Changi	BARRAMUNDI SKIN ON	105.00	3,150,000
465	CV. JAVA FISH	13-Jan	P8/KI-D1/04.0/1/2025/000086	Singapore	Singapore Changi	THREADFIN BLUE	2,415.00	84,525,000
466	CV. JAVA FISH	13-Jan	P8/KI-D1/04.0/1/2025/000086	Singapore	Singapore Changi	SAND WHITING FISH	1,050.00	26,250,000
467	CV. JAVA FISH	13-Jan	P8/KI-D1/04.0/1/2025/000086	Singapore	Singapore Changi	FRESH LEATHER JACKET FISH	70.00	2,450,000
468	CV. JAVA FISH	13-Jan	P8/KI-D1/04.0/1/2025/000087	Singapore	Singapore Changi	Hairtail	1,075.00	48,375,000
469	CV. JAVA FISH	13-Jan	P8/KI-D1/04.0/1/2025/000087	Singapore	Singapore Changi	TENGGIRI	1,500.00	60,000,000
470	PT. AMARTA CARRAGEENAN INDONESIA	13-Jan	04.0-00206-2025	Austria	Anthering	SRC (CARRAGEENAN KAPPA)	1.00	180,000
471	CV. JAVA FISH	13-Jan	P8/KI-D1/04.0/1/2025/000088	Singapore	Singapore Changi	SLIPPER LOBSTER	100.00	6,000,000
472	CV. JAVA FISH	13-Jan	P8/KI-D1/04.0/1/2025/000088	Singapore	Singapore Changi	FRESH WHITE SHRIMP	3,220.00	161,000,000
473	PT. CENTRAM	13-Jan	P8/KI-D1/04.0/1/2025/000089	Malaysia	Westport/Port Klang	CARRAGEENAN	9,600.00	3,105,168,000
474	PT. SEKAR LAUT, TBK.	13-Jan	04.0-00207-2025	United Kingdom (GB)	Southampton	SHRIMP CRACKERS	12,950.00	610,216,950
475	PT. SEKAR LAUT, TBK.	13-Jan	04.0-00208-2025	United Kingdom (GB)	Southampton	SHRIMP CRACKERS	12,950.00	610,216,950
476	PT. ANEKA TUNA INDONESIA	13-Jan	04.0-00209-2025	United Kingdom (GB)	Felixstowe	POUCHED TUNA	16,120.00	1,193,911,680
477	PT. ANEKA TUNA INDONESIA	13-Jan	04.0-00209-2025	United Kingdom (GB)	Felixstowe	SAMPLE OF POUCHED TUNA	12.40	918,394
478	PT. BUMI MENARA INTERNUSA DAMPIT	13-Jan	04.0-00210-2025	United States	Los Angeles	FROZEN VALUE ADDED SEAFOOD PRODUCT	15,526.80	1,385,751,373
479	PT. ANEKA TUNA INDONESIA	13-Jan	P8/KI-D1/04.0/1/2025/000090	Australia	Sydney	CANNED TUNA	12,448.80	1,380,285,598
480	PT. BUMI MENARA INTERNUSA DAMPIT	13-Jan	04.0-00211-2025	United States	Los Angeles	FROZEN VALUE ADDED SEAFOOD PRODUCT	14,982.00	1,407,349,152
481	PT. SEKAR LAUT, TBK.	13-Jan	04.0-00212-2025	Netherlands	Rotterdam	SHRIMP CRACKERS	16,187.50	736,563,625
482	PT. ANEKA TUNA INDONESIA	13-Jan	04.0-00213-2025	United Kingdom (GB)	Felixstowe	POUCHED TUNA	16,120.00	1,159,592,200
483	PT. ANEKA TUNA INDONESIA	13-Jan	04.0-00213-2025	United Kingdom (GB)	Felixstowe	SAMPLE OF POUCHED TUNA	12.40	891,994
484	PT. PHILLIPS SEAFOODS INDONESIA	13-Jan	04.0-00214-2025	United States	Baltimore	FROZEN VALUE ADDED SQUID	12,704.00	1,841,508,320
485	CV. PESONA MANDIRI	13-Jan	P8/KI-D1/04.0/1/2025/000091	Malaysia	Penang	FROZEN TREVALLY FISH	26,629.10	560,808,846
486	CV. PESONA MANDIRI	13-Jan	P8/KI-D1/04.0/1/2025/000091	Malaysia	Penang	FROZEN GERUT-GERUT	1,163.10	28,263,330
487	PT. ANEKA TUNA INDONESIA	13-Jan	P8/KI-D1/04.0/1/2025/000092	Saudi Arabia	Ad Dammam	CANNED TUNA	77,683.20	3,768,334,349
488	PT. BUMI PANGAN SEJAHTERA	13-Jan	04.0-00202-2025	France	Le Havre	VANNAMEI RAW FROZEN PD BROKEN SHRIMPS IQF	13,600.00	1,041,828,000
489	PT. ANEKA TUNA INDONESIA	13-Jan	P8/KI-D1/04.0/1/2025/000093	Saudi Arabia	Ad Dammam	CANNED TUNA	34,406.40	2,964,661,862
490	PT. ANEKA TUNA INDONESIA	13-Jan	P8/KI-D1/04.0/1/2025/000094	Australia	Melbourne	CANNED TUNA	25,855.20	2,873,986,466
491	PT. ANEKA TUNA INDONESIA	13-Jan	P8/KI-D1/04.0/1/2025/000094	Australia	Melbourne	SAMPLE OF CANNED TUNA	1.14	126,719
492	CV. BAHARI MAKMUR	13-Jan	04.0-00215-2025	Taiwan	Taipei	DRIED SEA CUCUMBER	74.00	27,010,000
493	PT. SURYA ALAM TUNGGAL	13-Jan	04.0-00203-2025	United States	Los Angeles	COOKED AND PEELED VANNAMEI	16,329.49	2,466,928,713
494	CV. BAHARI MAKMUR	13-Jan	04.0-00216-2025	Korea (South)	Incheon Intl Apt/Seoul	DRIED SEA CUCUMBER	119.00	17,850,000
495	CV. BAHARI MAKMUR	13-Jan	04.0-00216-2025	Korea (South)	Incheon Intl Apt/Seoul	DRIED SEA CUCUMBER	138.00	20,700,000
496	CV. BAHARI MAKMUR	13-Jan	04.0-00217-2025	Taiwan	Taipei	DRIED SEA CUCUMBER	45.85	16,735,250
497	CV. MARINA SEJAHTERA	13-Jan	04.0-00218-2025	Vietnam	Ho Chi Minh City	FROZEN TUNA YELLOW FIN WHOLE ROUND Grade B or C	25,801.20	968,964,066
498	PT. ANEKA TUNA INDONESIA	13-Jan	P8/KI-D1/04.0/1/2025/000095	Papua New Guinea	Lae	CANNED MINCED TUNA	79,560.00	2,237,625,000

No.	NAMA UPI	TERBIT HC	NO. HC MUTU	NEGARA TUJUAN	PEL. TUJUAN	NAMA PRODUK	VOLUME (KG)	NILAI (RP)
499	CV. MARINA SEJAHTERA	13-Jan	04.0-00219-2025	Vietnam	Ho Chi Minh City	FROZEN MARLIN	1,700.00	120,785,000
500	PT. BUMI MENARA INTERNUSA DAMPIT	13-Jan	04.0-00220-2025	United States	Los Angeles	FROZEN VALUE ADDED SEAFOOD PRODUCT	15,526.80	1,407,349,152
501	PT. ANEKA TUNA INDONESIA	13-Jan	P8/KI-D1/04.0/I/2025/000096	Saudi Arabia	Ad Dammam	CANNED TUNA	34,406.40	2,779,383,398
502	PT. ANEKA TUNA INDONESIA	13-Jan	P8/KI-D1/04.0/I/2025/000097	Saudi Arabia	Ad Dammam	CANNED TUNA	34,560.00	2,799,360,000
503	PT BAHARI INTI NUSANTARA	13-Jan	04.0-00221-2025	China	Dalian	SALTED JELLYFISH	15,450.00	271,147,500
504	PT. REX CANNING	13-Jan	04.0-00222-2025	United States	New York	CANNED CRABMEAT IN BRINE	12,240.00	1,564,235,280
505	PT. SAMUDRA KENCANA MINA	13-Jan	P8/KI-D1/04.0/I/2025/000098	Australia	Fremantle	FROZEN BABY OCTOPUS WHOLE ROUND BAIT	5,136.00	250,380,000
506	PT BAHARI INTI NUSANTARA	13-Jan	04.0-00223-2025	China	Dalian	SALTED JELLYFISH	15,450.00	271,147,500
507	PT BAHARI INTI NUSANTARA	13-Jan	04.0-00223-2025	China	Dalian	SALTED JELLYFISH	15,450.00	271,147,500
508	PT. SURYA ALAM TUNGGAL	13-Jan	04.0-00225-2025	Canada	Montreal	RAW HEADLESS BLACK TIGER	4,354.53	1,037,640,954
509	PT. SURYA ALAM TUNGGAL	13-Jan	04.0-00225-2025	Canada	Montreal	RAW PEELED BLACK TIGER	12,927.52	3,152,763,578
510	PT. INTI LAUTAN FAJAR ABADI	13-Jan	P8/KI-D1/04.0/I/2025/000099	Australia	Sydney	GOLDBAND SNAPPER	17,160.00	3,281,318,040
511	CV. MARINA SEJAHTERA	13-Jan	04.0-00226-2025	Vietnam	Ho Chi Minh City	FROZEN WHOLE ROUND CUTTLEFISH	7,889.00	252,566,335
512	PT Sekar Bumi Tbk	13-Jan	04.0-00227-2025	United States	Los Angeles	FROZEN VANNAMEI COOKED PD TAIL ON IQF SHRIMP	16,329.60	2,456,820,979
513	PT. VARIA NIAGA NUSANTARA	13-Jan	P8/KI-D1/04.0/I/2025/000100	Australia	Fremantle	FROZEN RAW MACKERAL CUTLETS	2,840.00	264,120,000
514	PT. VARIA NIAGA NUSANTARA	13-Jan	P8/KI-D1/04.0/I/2025/000101	Australia	Fremantle	FROZEN RAW SNAPPER FILLETS	6,570.00	840,960,000
515	PT. SAMUDRA KENCANA MINA	13-Jan	P8/KI-D1/04.0/I/2025/000102	Australia	Fremantle	FROZEN SLIPPER LOBSTER	3,650.00	663,570,000
516	PT. SOUTHERN MARINE PRODUCTS	13-Jan	P8/KI-D1/04.0/I/2025/000103	Singapore	Singapore Container Terminal	FROZEN FISH PASTE	27,000.00	999,999,000
517	PT BAHARI INTI NUSANTARA	13-Jan	04.0-00228-2025	China	Dalian	SALTED JELLYFISH	15,450.00	271,147,500
518	PT. SURYA ALAM TUNGGAL	14-Jan	04.0-00229-2025	United States	Jacksonville	RAW PEELED WHITE VANNAMEI	15,839.61	1,886,038,202
519	CV. JAVA FISH	14-Jan	P8/KI-D1/04.0/I/2025/000105	Singapore	Singapore Changi	Hairtail	925.00	41,625,000
520	CV. JAVA FISH	14-Jan	P8/KI-D1/04.0/I/2025/000105	Singapore	Singapore Changi	TENGGIRI	1,500.00	60,000,000
521	CV. JAVA FISH	14-Jan	P8/KI-D1/04.0/I/2025/000107	Singapore	Singapore Changi	SLIPPER LOBSTER	100.00	6,000,000
522	CV. JAVA FISH	14-Jan	P8/KI-D1/04.0/I/2025/000107	Singapore	Singapore Changi	FRESH WHITE SHRIMP	3,380.00	169,000,000
523	PT. ANEKA TUNA INDONESIA	14-Jan	P8/KI-D1/04.0/I/2025/000109	Australia	Sydney	CANNED TUNA	17,107.20	968,130,662
524	CV. PESONA MANDIRI	14-Jan	P8/KI-D1/04.0/I/2025/000108	Malaysia	Westport/Port Klang	FROZEN WHITESPOTTED WHIPRAY	7,012.50	329,587,500
525	CV. PESONA MANDIRI	14-Jan	P8/KI-D1/04.0/I/2025/000108	Malaysia	Westport/Port Klang	FROZEN LEOPARD CORAL GROUPER FISH	599.20	80,892,000
526	PT WINAROS KAWULA BAHARI	14-Jan	04.0-00230-2025	Japan	Tokyo	White Raw Vannamei Frozen Shrimp	15,884.00	2,069,653,432
527	PT WINAROS KAWULA BAHARI	14-Jan	04.0-00231-2025	United States	Los Angeles	White Raw Vannamei Frozen Shrimp Breaded Butterfly Coconut	14,631.23	1,358,114,662
528	PT. GRAHAMAKMUR CIPTAPRATAMA	14-Jan	04.0-00232-2025	United States	Los Angeles	FROZEN RAW VANNAMEI PEELED DEVEINED TAIL ON	15,436.00	2,147,178,472
529	PT. ANEKA TUNA INDONESIA	14-Jan	04.0-00233-2025	Japan	Shimizu	CANNED TUNA	6,773.76	653,031,107
530	PT. ANEKA TUNA INDONESIA	14-Jan	04.0-00234-2025	Japan	Osaka	CANNED TUNA	6,773.76	600,161,910

No.	NAMA UPI	TERBIT HC	NO. HC MUTU	NEGARA TUJUAN	PEL. TUJUAN	NAMA PRODUK	VOLUME (KG)	NILAI (RP)
531	PT. ANEKA TUNA INDONESIA	14-Jan	04.0-00234-2025	Japan	Osaka	CANNED TUNA	12,579.84	1,206,683,412
532	PT. SEKAR LAUT, TBK.	14-Jan	04.0-00235-2025	Netherlands	Rotterdam	SHRIMP CRACKERS	16,187.50	736,563,625
533	PT. SEKAR LAUT, TBK.	14-Jan	04.0-00236-2025	Netherlands	Rotterdam	SHRIMP CRACKERS	16,187.50	736,563,625
534	CV. JAVA FISH	14-Jan	P8/KI-D1/04.0/I/2025/000104	Singapore	Singapore Changi	FROZEN SPANISH MACKEREL	175.00	5,250,000
535	CV. JAVA FISH	14-Jan	P8/KI-D1/04.0/I/2025/000104	Singapore	Singapore Changi	GROUPE	1,750.00	61,250,000
536	CV. JAVA FISH	14-Jan	P8/KI-D1/04.0/I/2025/000104	Singapore	Singapore Changi	RED SNAPPER	70.00	3,150,000
537	CV. JAVA FISH	14-Jan	P8/KI-D1/04.0/I/2025/000104	Singapore	Singapore Changi	SILVER POMFRET	2,800.00	154,000,000
538	CV. JAVA FISH	14-Jan	P8/KI-D1/04.0/I/2025/000104	Singapore	Singapore Changi	FLATFISH	70.00	1,750,000
539	CV. JAVA FISH	14-Jan	P8/KI-D1/04.0/I/2025/000104	Singapore	Singapore Changi	Goldband Snapper	700.00	28,000,000
540	CV. JAVA FISH	14-Jan	P8/KI-D1/04.0/I/2025/000104	Singapore	Singapore Changi	BARRAMUNDI SKIN ON	105.00	3,150,000
541	CV. JAVA FISH	14-Jan	P8/KI-D1/04.0/I/2025/000104	Singapore	Singapore Changi	THREADFIN BLUE	2,240.00	78,400,000
542	CV. JAVA FISH	14-Jan	P8/KI-D1/04.0/I/2025/000104	Singapore	Singapore Changi	SAND WHITING FISH	1,050.00	26,250,000
543	CV. JAVA FISH	14-Jan	P8/KI-D1/04.0/I/2025/000104	Singapore	Singapore Changi	FRESH LEATHER JACKET FISH	70.00	2,450,000
544	CV. MARINA SEJAHTERA	14-Jan	04.0-00237-2025	China	Xiamen	FRESH BELT FISH	1,500.00	70,500,000
545	PT BAHARI INTI NUSANTARA	14-Jan	04.0-00238-2025	China	Qingdao	SALTED JELLYFISH	15,450.00	271,147,500
546	PT. ANEKA TUNA INDONESIA	14-Jan	04.0-00239-2025	Japan	Naha, Okinawa	CANNED TUNA	5,241.60	504,268,128
547	CV. PESONA MANDIRI	14-Jan	04.0-00240-2025	China	Xiamen	FROZEN RIBBON FISH	25,650.00	1,307,885,805
548	CV. PESONA MANDIRI	14-Jan	04.0-00241-2025	China	Xiamen	FROZEN RIBBON FISH	25,650.00	1,230,851,160
549	PT BAHARI INTI NUSANTARA	14-Jan	04.0-00242-2025	China	Dalian	SALTED JELLYFISH	15,450.00	271,147,500
550	PT. MARINDO MAKMUR USAHAJAYA	14-Jan	04.0-00243-2025	Belgium	Antwerpen	EMPEROR CHUNK	2,000.00	163,200,000
551	PT. MARINDO MAKMUR USAHAJAYA	14-Jan	04.0-00243-2025	Belgium	Antwerpen	RED SNAPPER	3,574.00	295,569,800
552	PT. MARINDO MAKMUR USAHAJAYA	14-Jan	04.0-00243-2025	Belgium	Antwerpen	PARROTFISH	1,860.00	113,088,000
553	PT. MARINDO MAKMUR USAHAJAYA	14-Jan	04.0-00243-2025	Belgium	Antwerpen	EMPEROR	1,500.00	82,800,000
554	PT BAHARI INTI NUSANTARA	14-Jan	04.0-00244-2025	China	Dalian	SALTED JELLYFISH	15,450.00	271,147,500
555	PT Sekar Bumi Tbk	14-Jan	04.0-00245-2025	United States	New York	VANNAMEI RAW PD TAIL ON IQF SHRIMP	15,876.00	2,313,927,000
556	PT Sekar Bumi Tbk	14-Jan	04.0-00246-2025	United States	Los Angeles	VANNAMEI RAW PD TAIL ON IQF SHRIMP	15,876.00	2,576,452,536
557	PT. SAMUDRA KENCANA MINA	14-Jan	04.0-00247-2025	Italy	Livorno	FROZEN OCTOPUS	16,650.00	1,408,956,300
558	PT. INTI LAUTAN FAJAR ABADI	14-Jan	P8/KI-D1/04.0/I/2025/000110	Australia	Fremantle	GOLDBAND SNAPPER	1,905.00	377,346,210
559	PT. INTI LAUTAN FAJAR ABADI	14-Jan	P8/KI-D1/04.0/I/2025/000110	Australia	Fremantle	GOLDBAND SNAPPER	160.00	31,693,120
560	PT. INTI LAUTAN FAJAR ABADI	14-Jan	P8/KI-D1/04.0/I/2025/000111	Australia	Fremantle	RED SPOT EMPEROR	6,765.00	1,013,958,495
561	PT. SUNRISE NIAGA FISHERY	14-Jan	04.0-00248-2025	France	Le Havre	FROZEN CATFISH WG	19,788.00	573,456,240
562	PT. INTI LAUTAN FAJAR ABADI	14-Jan	P8/KI-D1/04.0/I/2025/000112	Australia	Fremantle	YELLOWFIN TUNA PORTIONS	2,625.00	468,202,875
563	PT. INTI LAUTAN FAJAR ABADI	14-Jan	P8/KI-D1/04.0/I/2025/000112	Australia	Fremantle	YELLOWFIN TUNA SAKU	3,190.00	844,121,850
564	PT. REX CANNING	14-Jan	P8/KI-D1/04.0/I/2025/000113	Malaysia	Pasir Gudang, Johor	CANNED CUTTLFISH WITH SOYA BEAN SAUCE	16,608.00	1,540,757,376
565	PT Sekar Bumi Tbk	14-Jan	04.0-00249-2025	United States	Miami	VANNAMEI RAW PD TAIL OFF IQF SHRIMP	15,876.00	2,313,927,000
566	PT. VARIA NIAGA NUSANTARA	14-Jan	04.0-00250-2025	Greece	Piraeus	FROZEN SWORDFISH	25,479.10	1,659,300,908
567	PT. REX CANNING	14-Jan	04.0-00251-2025	United States	New York	CANNED BABY CLAM IN BRINE	14,263.00	751,503,207

No.	NAMA UPI	TERBIT HC	NO. HC MUTU	NEGARA TUJUAN	PEL. TUJUAN	NAMA PRODUK	VOLUME (KG)	NILAI (RP)
568	PT. MEGA MARINE PRIDE	14-Jan	04.0-00252-2025	Canada	Toronto	FROZEN RAW SHRIMPS	12,960.00	2,036,067,840
569	PT. SAMUDRA KENCANA MINA	14-Jan	04.0-00253-2025	Vietnam	Ho Chi Minh City	FROZEN CUTTLE FISH	27,522.20	1,484,822,690
570	PT. INTI LAUTAN FAJAR ABADI	14-Jan	P8/KI-D1/04.0/I/2025/000114	Australia	Fremantle	TROPICAL SNAPPER	5,375.00	678,787,250
571	PT. INTI LAUTAN FAJAR ABADI	14-Jan	P8/KI-D1/04.0/I/2025/000115	Australia	Fremantle	RED EMPEROR	235.00	53,388,475
572	PT. SEKAR LAUT, TBK.	14-Jan	04.0-00254-2025	Netherlands	Rotterdam	SHRIMP CRACKERS	16,650.00	800,748,450
573	PT WINAROS KAWULA BAHARI	15-Jan	04.0-00255-2025	United States	Los Angeles	White Vannamei Sushi Ebi	1,211.50	339,458,666
574	PT WINAROS KAWULA BAHARI	15-Jan	04.0-00255-2025	United States	Los Angeles	White Vannamei Sushi Ebi Broken	1,200.00	201,232,800
575	CV. JAVA FISH	15-Jan	P8/KI-D1/04.0/I/2025/000116	Singapore	Singapore Changi	SLIPPER LOBSTER	100.00	6,000,000
576	CV. JAVA FISH	15-Jan	P8/KI-D1/04.0/I/2025/000116	Singapore	Singapore Changi	FRESH WHITE SHRIMP	3,320.00	166,000,000
577	CV. JAVA FISH	15-Jan	P8/KI-D1/04.0/I/2025/000117	Singapore	Singapore Changi	FROZEN SPANISH MACKEREL	175.00	5,250,000
578	CV. JAVA FISH	15-Jan	P8/KI-D1/04.0/I/2025/000117	Singapore	Singapore Changi	GROUPEL	1,750.00	61,250,000
579	CV. JAVA FISH	15-Jan	P8/KI-D1/04.0/I/2025/000117	Singapore	Singapore Changi	RED SNAPPER	70.00	3,150,000
580	CV. JAVA FISH	15-Jan	P8/KI-D1/04.0/I/2025/000117	Singapore	Singapore Changi	SILVER POMFRET	2,800.00	154,000,000
581	CV. JAVA FISH	15-Jan	P8/KI-D1/04.0/I/2025/000117	Singapore	Singapore Changi	FLATFISH	70.00	1,750,000
582	CV. JAVA FISH	15-Jan	P8/KI-D1/04.0/I/2025/000117	Singapore	Singapore Changi	Goldband Snapper	700.00	28,000,000
583	CV. JAVA FISH	15-Jan	P8/KI-D1/04.0/I/2025/000117	Singapore	Singapore Changi	BARRAMUNDI SKIN ON	105.00	3,150,000
584	CV. JAVA FISH	15-Jan	P8/KI-D1/04.0/I/2025/000117	Singapore	Singapore Changi	THREADFIN BLUE	2,380.00	83,300,000
585	CV. JAVA FISH	15-Jan	P8/KI-D1/04.0/I/2025/000117	Singapore	Singapore Changi	SAND WHITING FISH	1,050.00	26,250,000
586	CV. JAVA FISH	15-Jan	P8/KI-D1/04.0/I/2025/000117	Singapore	Singapore Changi	FRESH LEATHER JACKET FISH	70.00	2,450,000
587	PT. SEKAR KATOKICHI	15-Jan	04.0-00258-2025	Japan	Kobe	Frozen Breaded Shrimp	14,113.20	1,986,404,674
588	PT. AMARTA CARRAGEENAN INDONESIA	15-Jan	P8/KI-D1/04.0/I/2025/000118	Malaysia	Kuala Selangor	SRC (CARRAGEENAN KAPPA)	0.30	180,000
589	CV. TIRTA SURYA SRI REJEKI	15-Jan	04.0-00259-2025	China	Dalian	SALT JELLYFISH	15,450.00	282,735,000
590	CV. TIRTA SURYA SRI REJEKI	15-Jan	04.0-00260-2025	China	Dalian	SALT JELLYFISH	15,450.00	282,735,000
591	PT. REX CANNING	15-Jan	04.0-00261-2025	United States	Oakland	CANNED BABY CLAM IN BRINE	3.40	194,313
592	PT. EDMAR MANDIRI JAYA	15-Jan	04.0-00262-2025	China	Ningbo	FROZEN SKIPJACK	27,000.00	592,839,000
593	PT. ANEKA TUNA INDONESIA	15-Jan	P8/KI-D1/04.0/I/2025/000119	Saudi Arabia	Ad Dammam	CANNED TUNA	38,841.60	1,884,167,174
594	PT. EDMAR MANDIRI JAYA	15-Jan	04.0-00263-2025	China	Ningbo	FROZEN SKIPJACK	27,000.00	592,839,000
595	CV. JAVA FISH	15-Jan	P8/KI-D1/04.0/I/2025/000120	Singapore	Singapore Changi	Hairtail	1,100.00	49,500,000
596	CV. JAVA FISH	15-Jan	P8/KI-D1/04.0/I/2025/000120	Singapore	Singapore Changi	TENGGIRI	1,500.00	60,000,000
597	PT. MAJU BERSAMA KARIB	15-Jan	04.0-00264-2025	United States	Baltimore	CANNED PASTEURIZED CRAB MEAT	8,626.56	4,008,063,681
598	PT. ANEKA TUNA INDONESIA	15-Jan	P8/KI-D1/04.0/I/2025/000121	Saudi Arabia	Ad Dammam	CANNED TUNA	38,145.60	2,791,495,008
599	PT. INDONESIA LIFA ALGAE KARAGINAN INTERNATIONAL	15-Jan	P8/KI-D1/04.0/I/2025/000060	India	Chennai (Ex Madras)	Alkali Treated Spinosum Chip (ATSC) Export Country HS Code 13023913 Import Country HS Code 13023990	100.00	8,914,400
600	PT. REX CANNING	15-Jan	04.0-00265-2025	United States	Miami	CANNED SNAIL IN BRINE	16,218.00	1,459,522,692
601	PT. HAKIKI DONARTA	15-Jan	04.0-00266-2025	Japan	Yokohama	AGAR AGAR POWDER	1,000.00	226,702,000
602	PT. GRAHAMAKMUR CIPTAPRATAMA	15-Jan	04.0-00267-2025	Japan	Kobe	FROZEN SHRIMP	15,000.00	1,809,555,000
603	PT. INTI LUHUR FUJA ABADI	15-Jan	04.0-00268-2025	United States	Los Angeles	FROZEN PREMIUM SNAPPER CS STEAK	6,810.00	1,630,123,320

No.	NAMA UPI	TERBIT HC	NO. HC MUTU	NEGARA TUJUAN	PEL. TUJUAN	NAMA PRODUK	VOLUME (KG)	NILAI (RP)
604	PT. TRIDAYA JAYA MANUNGGAL	15-Jan	P8/KI-D1/04.0/I/2025/000124	Australia	Melbourne	Frozen Goldband Snapper Portion	5.00	900,000
605	PT. AMARTA CARRAGEENAN INDONESIA	15-Jan	P8/KI-D1/04.0/I/2025/000122	Germany	Rosshaupten	SRC (CARRAGEENAN KAPPA)	1.00	180,000
606	PT. AMARTA CARRAGEENAN INDONESIA	15-Jan	P8/KI-D1/04.0/I/2025/000123	Austria	Oftering	SRC (CARRAGEENAN KAPPA)	0.10	180,000
607	PT. INTI LUHUR FUJA ABADI	15-Jan	04.0-00269-2025	United States	Los Angeles	FROZEN PREMIUM SNAPPER CS PORTION SKIN ON	10,228.62	2,394,028,968
608	PT. PHILLIPS SEAFOODS INDONESIA	15-Jan	04.0-00270-2025	United States	Baltimore	PASTEURIZED BLUE SWIMMING CRABMEAT	15,690.24	10,182,557,814
609	PT.KARYA KENCANA SUMBER SARI	15-Jan	04.0-00271-2025	Netherlands	Rotterdam	KERUPUK UDANG	10,400.00	998,400,000
610	CV. TIRTA SURYA SRI REJEKI	15-Jan	04.0-00272-2025	China	Guangzhou	DRIED FISH MAW	75.00	43,500,000
611	CV. TIRTA SURYA SRI REJEKI	15-Jan	04.0-00273-2025	China	Qingdao	SALT JELLYFISH	11,330.00	226,600,000
612	CV. TIRTA SURYA SRI REJEKI	15-Jan	04.0-00274-2025	China	Qingdao	SALT JELLYFISH	11,330.00	226,600,000
613	CV. TIRTA SURYA SRI REJEKI	15-Jan	04.0-00275-2025	China	Qingdao	SALT JELLYFISH	11,330.00	226,600,000
614	CV. TIRTA SURYA SRI REJEKI	15-Jan	04.0-00276-2025	China	Qingdao	SALT JELLYFISH	11,330.00	226,600,000
615	CV. JAVA FISH	16-Jan	P8/KI-D1/04.0/I/2025/000125	Singapore	Singapore Changi	Hairtail	1,175.00	52,875,000
616	CV. JAVA FISH	16-Jan	P8/KI-D1/04.0/I/2025/000125	Singapore	Singapore Changi	TENGGIRI	1,500.00	60,000,000
617	PT. SURYA INDOALGAS	16-Jan	04.0-00277-2025	Korea (South)	Busan (ex Pusan)	Tepung agar-agar	2,000.00	510,314,000
618	CV. JAVA FISH	16-Jan	P8/KI-D1/04.0/I/2025/000126	Singapore	Singapore Changi	SLIPPER LOBSTER	100.00	6,000,000
619	CV. JAVA FISH	16-Jan	P8/KI-D1/04.0/I/2025/000126	Singapore	Singapore Changi	FRESH WHITE SHRIMP	3,260.00	163,000,000
620	PT. SEKAR KATOKICHI	16-Jan	04.0-00279-2025	United States	Houston	Raw Breaded Aligned Butterfly Tail On Vannamei Shrimp	15,526.80	1,497,653,021
621	PT. INTI LUHUR FUJA ABADI	16-Jan	04.0-00280-2025	China	Fuzhou	FROZEN THREADFIN FISH	28,158.60	861,171,648
622	PT. INTI LUHUR FUJA ABADI	16-Jan	04.0-00281-2025	China	Fuzhou	FROZEN THREADFIN FISH	28,172.20	868,320,731
623	CV. JAVA FISH	16-Jan	P8/KI-D1/04.0/I/2025/000128	Singapore	Singapore Changi	FROZEN SPANISH MACKEREL	175.00	5,250,000
624	CV. JAVA FISH	16-Jan	P8/KI-D1/04.0/I/2025/000128	Singapore	Singapore Changi	GROUPEL	1,750.00	61,250,000
625	CV. JAVA FISH	16-Jan	P8/KI-D1/04.0/I/2025/000128	Singapore	Singapore Changi	RED SNAPPER	70.00	3,150,000
626	CV. JAVA FISH	16-Jan	P8/KI-D1/04.0/I/2025/000128	Singapore	Singapore Changi	SILVER POMFRET	2,800.00	154,000,000
627	CV. JAVA FISH	16-Jan	P8/KI-D1/04.0/I/2025/000128	Singapore	Singapore Changi	FLATFISH	70.00	1,750,000
628	CV. JAVA FISH	16-Jan	P8/KI-D1/04.0/I/2025/000128	Singapore	Singapore Changi	Goldband Snapper	700.00	28,000,000
629	CV. JAVA FISH	16-Jan	P8/KI-D1/04.0/I/2025/000128	Singapore	Singapore Changi	BARRAMUNDI SKIN ON	105.00	3,150,000
630	CV. JAVA FISH	16-Jan	P8/KI-D1/04.0/I/2025/000128	Singapore	Singapore Changi	THREADFIN BLUE	2,170.00	75,950,000
631	CV. JAVA FISH	16-Jan	P8/KI-D1/04.0/I/2025/000128	Singapore	Singapore Changi	SAND WHITING FISH	1,050.00	26,250,000
632	CV. JAVA FISH	16-Jan	P8/KI-D1/04.0/I/2025/000128	Singapore	Singapore Changi	FRESH LEATHER JACKET FISH	70.00	2,450,000
633	PT. INTI LUHUR FUJA ABADI	16-Jan	04.0-00282-2025	China	Fuzhou	FROZEN PAMPANO FISH	27,658.50	395,516,550
634	PT. INTI LUHUR FUJA ABADI	16-Jan	04.0-00283-2025	China	Fuzhou	FROZEN PAMPANO FISH	1,108.10	15,845,830
635	PT. INTI LUHUR FUJA ABADI	16-Jan	04.0-00283-2025	China	Fuzhou	FROZEN CROAKER FISH	418.30	26,669,971
636	PT. INTI LUHUR FUJA ABADI	16-Jan	04.0-00283-2025	China	Fuzhou	FROZEN EMPEROR FISH	1,874.70	63,349,862
637	PT. INTI LUHUR FUJA ABADI	16-Jan	04.0-00283-2025	China	Fuzhou	FROZEN CONGER EEL	15,813.20	602,055,964
638	PT. INTI LUHUR FUJA ABADI	16-Jan	04.0-00283-2025	China	Fuzhou	FROZEN RED SNAPPER WHOLE ROUND	302.30	16,420,331
639	PT WINAROS KAWULA BAHARI	16-Jan	04.0-00278-2025	United States	New York	White Vannamei Nobashi Ebi	4,665.60	804,452,083
640	PT. GEMA ISTA RAYA	16-Jan	P8/KI-D1/04.0/I/2025/000129	United Arab Emirates	Jebel Ali	Canned Sardines	20,313.00	686,559,087

No.	NAMA UPI	TERBIT HC	NO. HC MUTU	NEGARA TUJUAN	PEL. TUJUAN	NAMA PRODUK	VOLUME (KG)	NILAI (RP)
641	PT. ANEKA TUNA INDONESIA	16-Jan	04.0-00284-2025	Japan	Osaka	POUCHED TUNA	691.20	63,743,846
642	PT. ANEKA TUNA INDONESIA	16-Jan	04.0-00284-2025	Japan	Osaka	POUCHED TUNA	2,073.60	204,262,042
643	PT. ANEKA TUNA INDONESIA	16-Jan	04.0-00285-2025	Japan	Osaka	CANNED TUNA	2,150.40	190,809,293
644	PT. ANEKA TUNA INDONESIA	16-Jan	04.0-00285-2025	Japan	Osaka	CANNED TUNA	3,010.56	290,973,635
645	PT. ANEKA TUNA INDONESIA	16-Jan	04.0-00286-2025	Japan	Yokohama	POUCHED TUNA	5,529.60	545,495,040
646	PT. ANEKA TUNA INDONESIA	16-Jan	04.0-00287-2025	Japan	Yokohama	CANNED TUNA	3,870.72	345,945,600
647	PT. ANEKA TUNA INDONESIA	16-Jan	04.0-00287-2025	Japan	Yokohama	CANNED TUNA	6,451.20	623,514,931
648	CV. MARINA SEJAHTERA	16-Jan	04.0-00288-2025	Japan	Narita Apt/Tokyo	Frozen Octopus tentacle	100.00	10,150,000
649	CV. MARINA SEJAHTERA	16-Jan	04.0-00288-2025	Japan	Narita Apt/Tokyo	Frozen Abalone Meat	7.00	1,725,500
650	CV. MARINA SEJAHTERA	16-Jan	04.0-00288-2025	Japan	Narita Apt/Tokyo	Frozen Whole Abalone	3.00	130,500
651	PT. INTI LUHUR FUJA ABADI	16-Jan	04.0-00289-2025	China	Fuzhou	FROZEN CROAKER FISH	10,579.90	425,266,486
652	PT. INTI LUHUR FUJA ABADI	16-Jan	04.0-00289-2025	China	Fuzhou	FROZEN THREADFIN FISH	17,529.10	504,396,347
653	PT. INTI LUHUR FUJA ABADI	16-Jan	04.0-00290-2025	China	Fuzhou	FROZEN PAMPANO FISH	5,124.90	73,286,070
654	PT. INTI LUHUR FUJA ABADI	16-Jan	04.0-00290-2025	China	Fuzhou	FROZEN CROAKER FISH	5,494.00	281,783,964
655	PT. INTI LUHUR FUJA ABADI	16-Jan	04.0-00290-2025	China	Fuzhou	FROZEN THREADFIN FISH	17,600.10	582,204,268
656	PT. INTI LUHUR FUJA ABADI	16-Jan	04.0-00291-2025	China	Fuzhou	FROZEN PAMPANO FISH	711.40	10,173,020
657	PT. INTI LUHUR FUJA ABADI	16-Jan	04.0-00291-2025	China	Fuzhou	FROZEN CROAKER FISH	9,294.00	564,695,075
658	PT. INTI LUHUR FUJA ABADI	16-Jan	04.0-00291-2025	China	Fuzhou	FROZEN EMPEROR FISH	1,464.80	49,498,522
659	PT. INTI LUHUR FUJA ABADI	16-Jan	04.0-00291-2025	China	Fuzhou	FROZEN CONGER EEL	7,839.50	237,732,054
660	PT. INTI LUHUR FUJA ABADI	16-Jan	04.0-00291-2025	China	Fuzhou	FROZEN THREADFIN FISH	4,662.30	146,455,897
661	PT. INTI LUHUR FUJA ABADI	16-Jan	04.0-00292-2025	China	Fuzhou	FROZEN RIBBONFISH	3,062.30	120,458,327
662	PT. BUMI MENARA INTERNUSA DAMPIT	16-Jan	04.0-00293-2025	United States	Savannah	FROZEN VALUE ADDED SEAFOOD PRODUCT	14,982.00	1,478,393,796
663	PT. HAKIKI DONARTA	16-Jan	P8/KI-D1/04.0/I/2025/000130	Thailand	Bangkok	GRACILARIOPSIS LONGISSIMA SEAWEED POWDER TYPE PHYTAFIBER	200.00	58,294,800
664	PT. INTI LUHUR FUJA ABADI	16-Jan	04.0-00294-2025	China	Fuzhou	FROZEN RIBBONFISH	7,458.50	293,387,556
665	PT WINAROS KAWULA BAHARI	16-Jan	04.0-00295-2025	Japan	Tokyo	White Cooked Vannamei PD	1,420.00	239,891,960
666	PT WINAROS KAWULA BAHARI	16-Jan	04.0-00295-2025	Japan	Tokyo	White Vannamei Sushi Ebi	976.80	226,759,236
667	PT WINAROS KAWULA BAHARI	16-Jan	04.0-00295-2025	Japan	Tokyo	White Vannamei Sushi Ebi Without Tail	1,394.40	297,945,631
668	PT WINAROS KAWULA BAHARI	16-Jan	04.0-00296-2025	Japan	Tokyo	White Raw Vannamei Frozen Shrimp	2,419.20	329,541,005
669	PT WINAROS KAWULA BAHARI	16-Jan	04.0-00296-2025	Japan	Tokyo	White Vannamei Nobashi Ebi	6,381.36	971,581,204
670	PT. ANEKA TUNA INDONESIA	16-Jan	P8/KI-D1/04.0/I/2025/000131	Saudi Arabia	Ad Dammam	CANNED TUNA	39,427.20	2,385,503,309
671	PT. ANEKA TUNA INDONESIA	16-Jan	P8/KI-D1/04.0/I/2025/000131	Saudi Arabia	Ad Dammam	CANNED TUNA	17,203.20	1,482,330,931
672	PT. AMARTA CARRAGEENAN INDONESIA	16-Jan	P8/KI-D1/04.0/I/2025/000132	Thailand	Bangkok	APF 335 F	10,000.00	660,000,000
673	PT. GEMA ISTA RAYA	16-Jan	P8/KI-D1/04.0/I/2025/000133	Timor-Leste	Dili	Canned Sardines	13,950.00	357,426,900
674	PT. ANEKA TUNA INDONESIA	16-Jan	04.0-00297-2025	Japan	Yokohama	CANNED TUNA	2,580.48	230,630,400
675	PT. ANEKA TUNA INDONESIA	16-Jan	04.0-00297-2025	Japan	Yokohama	CANNED TUNA	4,730.88	457,244,283
676	PT. ANEKA TUNA INDONESIA	16-Jan	04.0-00298-2025	Japan	Yokohama	POUCHED TUNA	1,036.80	101,736,000
677	PT WINAROS KAWULA BAHARI	16-Jan	04.0-00299-2025	United States	New York	White Vannamei Sushi Ebi	7,632.00	2,083,345,200
678	PT. ANEKA TUNA INDONESIA	16-Jan	P8/KI-D1/04.0/I/2025/000134	Kuwait	Shuwaikh	CANNED TUNA	27,955.20	1,965,586,022
679	PT BAHARI SEJAHTERA PERTIWI	16-Jan	P8/KI-D1/04.0/I/2025/000135	Egypt	PORT SAID WEST	Frozen Whole Round Lizard Fish	25,000.00	425,222,500

No.	NAMA UPI	TERBIT HC	NO. HC MUTU	NEGARA TUJUAN	PEL. TUJUAN	NAMA PRODUK	VOLUME (KG)	NILAI (RP)
680	PT. GEMA ISTA RAYA	16-Jan	P8/KI-D1/04.0/1/2025/000136	Timor-Leste	Dili	Canned Tuna	1,776.00	83,198,496
681	PT. ANEKA TUNA INDONESIA	16-Jan	P8/KI-D1/04.0/1/2025/000137	Kuwait	Shuwaikh	CANNED TUNA	32,348.16	2,195,501,967
682	PT. SAMUDRA KENCANA MINA	16-Jan	P8/KI-D1/04.0/1/2025/000138	Australia	Fremantle	FROZEN BABY OCTOPUS WHOLE ROUND BAIT	5,136.00	250,380,000
683	PT. ANEKA TUNA INDONESIA	16-Jan	P8/KI-D1/04.0/1/2025/000139	Kuwait	Shuwaikh	CANNED TUNA	35,343.36	2,472,798,182
684	PT. ANEKA TUNA INDONESIA	16-Jan	P8/KI-D1/04.0/1/2025/000140	Saudi Arabia	Ad Dammam	CANNED TUNA	34,560.00	2,624,382,720
685	PT Sekar Bumi Tbk	16-Jan	04.0-00306-2025	United States	New York	VANNAMEI RAW PD TAIL ON IQF SHRIMP	15,876.00	2,743,563,312
686	PT Sekar Bumi Tbk	16-Jan	04.0-00305-2025	United States	Miami	VANNAMEI RAW PD TAIL ON IQF SHRIMP	15,876.00	2,313,927,000
687	PT. SAMUDRA KENCANA MINA	16-Jan	04.0-00307-2025	Greece	Piraeus	FROZEN OCTOPUS	21,000.00	1,648,500,000
688	PT Sekar Bumi Tbk	16-Jan	04.0-00304-2025	United States	Jacksonville	VANNAMEI RAW PD TAIL OFF IQF SHRIMP	16,329.60	2,286,225,648
689	PT Sekar Bumi Tbk	16-Jan	04.0-00303-2025	United States	Jacksonville	VANNAMEI COOKED PDTO IQF	14,968.80	2,237,491,318
690	PT. INTI LAUTAN FAJAR ABADI	16-Jan	04.0-00302-2025	United States	Los Angeles	GROUPE	7,760.00	2,414,772,320
691	PT. INTI LAUTAN FAJAR ABADI	16-Jan	04.0-00301-2025	United States	Los Angeles	SNAPPER	932.29	237,694,794
692	PT. INTI LAUTAN FAJAR ABADI	16-Jan	04.0-00301-2025	United States	Los Angeles	SNAPPER	6,062.94	1,545,795,057
693	PT. INTI LAUTAN FAJAR ABADI	16-Jan	04.0-00301-2025	United States	Los Angeles	SNAPPER	155.27	39,587,329
694	PT. SAMUDRA KENCANA MINA	16-Jan	P8/KI-D1/04.0/1/2025/000141	Australia	Fremantle	FROZEN BABY OCTOPUS WHOLE ROUND BAIT	5,136.00	250,380,000
695	PT. SAMUDRA KENCANA MINA	16-Jan	P8/KI-D1/04.0/1/2025/000142	Australia	Fremantle	FROZEN BABY OCTOPUS WHOLE ROUND BAIT	5,136.00	250,380,000
696	PT. BUMI MENARA INTERNUSA DAMPIT	16-Jan	04.0-00309-2025	United States	Savannah	FROZEN VALUE ADDED SEAFOOD PRODUCT	15,363.36	1,961,808,892
697	PT. MEGA MARINE PRIDE	17-Jan	04.0-00300-2025	Japan	Tokyo	FROZEN RED ARGENTINA SHRIMP	13,040.20	3,690,598,283
698	PT. SOUTHERN MARINE PRODUCTS	17-Jan	P8/KI-D1/04.0/1/2025/000143	Singapore	Singapore Container Terminal	FROZEN FISH PASTE	22,000.00	999,988,000
699	PT. HAKIKI DONARTA	17-Jan	P8/KI-D1/04.0/1/2025/000144	Italy	Trieste	AGAR AGAR POWDER TYPE AG-S	1,480.00	99,106,720
700	PT. HAKIKI DONARTA	17-Jan	P8/KI-D1/04.0/1/2025/000144	Italy	Trieste	AGAR AGAR POWDER TYPE GS	6,060.00	1,034,793,480
701	PT. HAKIKI DONARTA	17-Jan	P8/KI-D1/04.0/1/2025/000144	Italy	Trieste	AGAR AGAR POWDER TYPE GS 1000	3,030.00	517,396,740
702	PT. HAKIKI DONARTA	17-Jan	P8/KI-D1/04.0/1/2025/000144	Italy	Trieste	AGAR AGAR POWDER TYPE GS 900	275.00	46,958,450
703	PT. HAKIKI DONARTA	17-Jan	P8/KI-D1/04.0/1/2025/000144	Italy	Trieste	AGAR AGAR POWDER TYPE SPK	1,080.00	126,561,960
704	PT. HAKIKI DONARTA	17-Jan	P8/KI-D1/04.0/1/2025/000144	Italy	Trieste	SEMI-REFINED AGAR	190.00	12,723,160
705	PT. HAKIKI DONARTA	17-Jan	P8/KI-D1/04.0/1/2025/000144	Italy	Trieste	SEMI-REFINED AGAR AGAR	30.00	5,122,740
706	PT. HAKIKI DONARTA	17-Jan	P8/KI-D1/04.0/1/2025/000144	Italy	Trieste	AGAR AGAR POWDER	5,000.00	837,050,000
707	PT ANEKA SAKANA INDONESIA	17-Jan	04.0-00310-2025	Japan	Hakata	FROZEN SKIPJACK TUNA WHOLE ROUND	50,000.00	1,000,000,000
708	PT. ALTER TRADE INDONESIA	17-Jan	04.0-00311-2025	Japan	Tokyo	FROZEN SHRIMP	10,318.60	3,808,058,693
709	PT. ALTER TRADE INDONESIA	17-Jan	04.0-00312-2025	Japan	Tokyo	FROZEN EBI FRY	1,680.00	426,899,760
710	PT ANEKA SAKANA INDONESIA	17-Jan	P8/KI-D1/04.0/1/2025/000145	Thailand	Lat Krabang	FROZEN YELLOWFIN TUNA WHOLE ROUND	24,500.00	490,000,000

No.	NAMA UPI	TERBIT HC	NO. HC MUTU	NEGARA TUJUAN	PEL. TUJUAN	NAMA PRODUK	VOLUME (KG)	NILAI (RP)
711	PT ANEKA SAKANA INDONESIA	17-Jan	P8/KI-D1/04.0/I/2025/000145	Thailand	Lat Krabang	FROZEN BIGEYE TUNA WHOLE ROUND	500.00	10,000,000
712	CV. JAVA FISH	17-Jan	P8/KI-D1/04.0/I/2025/000146	Singapore	Singapore Changi	Hairtail	1,025.00	46,125,000
713	CV. JAVA FISH	17-Jan	P8/KI-D1/04.0/I/2025/000146	Singapore	Singapore Changi	TENGGIRI	1,500.00	60,000,000
714	PT. GRAHAMAKMUR CIPTAPRATAMA	17-Jan	04.0-00313-2025	United States	Houston	FROZEN RAW VANNAMEI PEELED DEVEINED TAIL OFF	681.00	92,334,066
715	PT. GRAHAMAKMUR CIPTAPRATAMA	17-Jan	04.0-00313-2025	United States	Houston	FROZEN RAW VANNAMEI PEELED DEVEINED TAIL ON	14,982.00	2,433,885,828
716	PT. GEMA ISTA RAYA	17-Jan	P8/KI-D1/04.0/I/2025/000147	Cote D Ivoire (Ivory Coast)	Abidjan	Canned Sardines	40,000.00	1,397,760,000
717	PT. HAKIKI DONARTA	17-Jan	P8/KI-D1/04.0/I/2025/000148	Italy	Trieste	GRACILARIOPSIS LONGISSIMA SEAWEED POWDER TYPE PHYTAFIBER	3,000.00	512,274,000
718	CV. JAVA FISH	17-Jan	P8/KI-D1/04.0/I/2025/000149	Singapore	Singapore Changi	FROZEN SPANISH MACKEREL	175.00	5,250,000
719	CV. JAVA FISH	17-Jan	P8/KI-D1/04.0/I/2025/000149	Singapore	Singapore Changi	GROUPE	1,750.00	61,250,000
720	CV. JAVA FISH	17-Jan	P8/KI-D1/04.0/I/2025/000149	Singapore	Singapore Changi	RED SNAPPER	70.00	3,150,000
721	CV. JAVA FISH	17-Jan	P8/KI-D1/04.0/I/2025/000149	Singapore	Singapore Changi	SILVER POMFRET	2,800.00	154,000,000
722	CV. JAVA FISH	17-Jan	P8/KI-D1/04.0/I/2025/000149	Singapore	Singapore Changi	FLATFISH	70.00	1,750,000
723	CV. JAVA FISH	17-Jan	P8/KI-D1/04.0/I/2025/000149	Singapore	Singapore Changi	Goldband Snapper	700.00	28,000,000
724	CV. JAVA FISH	17-Jan	P8/KI-D1/04.0/I/2025/000149	Singapore	Singapore Changi	BARRAMUNDI SKIN ON	105.00	3,150,000
725	CV. JAVA FISH	17-Jan	P8/KI-D1/04.0/I/2025/000149	Singapore	Singapore Changi	THREADFIN BLUE	2,485.00	86,975,000
726	CV. JAVA FISH	17-Jan	P8/KI-D1/04.0/I/2025/000149	Singapore	Singapore Changi	SAND WHITING FISH	1,050.00	26,250,000
727	CV. JAVA FISH	17-Jan	P8/KI-D1/04.0/I/2025/000149	Singapore	Singapore Changi	FRESH LEATHER JACKET FISH	70.00	2,450,000
728	PT. VARIA NIAGA NUSANTARA	17-Jan	04.0-00314-2025	Portugal	Leixoes	FROZEN SWORDFISH DWT	25,499.80	1,390,708,092
729	PT. PHILLIPS SEAFOODS INDONESIA	17-Jan	04.0-00315-2025	United States	Baltimore	FROZEN FISH BARRAMUNDI	13,620.00	2,431,224,480
730	CV. JAVA FISH	17-Jan	P8/KI-D1/04.0/I/2025/000150	Singapore	Singapore Changi	FROZEN SPANISH MACKEREL	175.00	5,250,000
731	CV. JAVA FISH	17-Jan	P8/KI-D1/04.0/I/2025/000150	Singapore	Singapore Changi	GROUPE	1,750.00	61,250,000
732	CV. JAVA FISH	17-Jan	P8/KI-D1/04.0/I/2025/000150	Singapore	Singapore Changi	RED SNAPPER	70.00	3,150,000
733	CV. JAVA FISH	17-Jan	P8/KI-D1/04.0/I/2025/000150	Singapore	Singapore Changi	SILVER POMFRET	2,800.00	154,000,000
734	CV. JAVA FISH	17-Jan	P8/KI-D1/04.0/I/2025/000150	Singapore	Singapore Changi	FLATFISH	70.00	1,750,000
735	CV. JAVA FISH	17-Jan	P8/KI-D1/04.0/I/2025/000150	Singapore	Singapore Changi	Goldband Snapper	700.00	28,000,000
736	CV. JAVA FISH	17-Jan	P8/KI-D1/04.0/I/2025/000150	Singapore	Singapore Changi	BARRAMUNDI SKIN ON	105.00	3,150,000
737	CV. JAVA FISH	17-Jan	P8/KI-D1/04.0/I/2025/000150	Singapore	Singapore Changi	THREADFIN BLUE	2,205.00	77,175,000
738	CV. JAVA FISH	17-Jan	P8/KI-D1/04.0/I/2025/000150	Singapore	Singapore Changi	SAND WHITING FISH	1,050.00	26,250,000
739	CV. JAVA FISH	17-Jan	P8/KI-D1/04.0/I/2025/000150	Singapore	Singapore Changi	FRESH LEATHER JACKET FISH	70.00	2,450,000
740	PT. AMARTA CARRAGEENAN INDONESIA	17-Jan	04.0-00316-2025	United States	Lincoln	GUM KAPPA CARRAGEENAN (SEAWEED FLOUR)	19,050.00	2,204,847,000
741	CV. JAVA FISH	17-Jan	P8/KI-D1/04.0/I/2025/000151	Singapore	Singapore Changi	SLIPPER LOBSTER	100.00	6,000,000
742	CV. JAVA FISH	17-Jan	P8/KI-D1/04.0/I/2025/000151	Singapore	Singapore Changi	FRESH WHITE SHRIMP	3,340.00	167,000,000
743	PT. SOUTHERN MARINE PRODUCTS	17-Jan	P8/KI-D1/04.0/I/2025/000153	Singapore	Singapore Container Terminal	FROZEN FISH PASTE	18,000.00	999,990,000
744	CV. JAVA FISH	17-Jan	P8/KI-D1/04.0/I/2025/000154	Singapore	Singapore Changi	Hairtail	1,150.00	51,750,000
745	CV. JAVA FISH	17-Jan	P8/KI-D1/04.0/I/2025/000154	Singapore	Singapore Changi	TENGGIRI	1,500.00	60,000,000
746	PT WINAROS KAWULA BAHARI	17-Jan	04.0-00317-2025	United States	Los Angeles	White Vannamei Nobashi Ebi	10,852.80	1,783,115,040

No.	NAMA UPI	TERBIT HC	NO. HC MUTU	NEGARA TUJUAN	PEL. TUJUAN	NAMA PRODUK	VOLUME (KG)	NILAI (RP)
747	PT. INDO LAUT JAYA	17-Jan	P8/KI-D1/04.0/1/2025/000155	Malaysia	Kuala Lumpur	DRIED SEA CUCUMBER	155.00	23,250,000
748	PT. INDO LAUT JAYA	17-Jan	P8/KI-D1/04.0/1/2025/000155	Malaysia	Kuala Lumpur	DRIED SEA CUCUMBER	240.00	36,000,000
749	PT. INDO LAUT JAYA	17-Jan	P8/KI-D1/04.0/1/2025/000155	Malaysia	Kuala Lumpur	DRIED SEA CUCUMBER	185.00	27,750,000
750	PT. INDO LAUT JAYA	17-Jan	P8/KI-D1/04.0/1/2025/000155	Malaysia	Kuala Lumpur	DRIED SEA CUCUMBER	125.30	18,795,000
751	PT. INDO LAUT JAYA	17-Jan	P8/KI-D1/04.0/1/2025/000155	Malaysia	Kuala Lumpur	Dried Sea Cucumber / Bintik	81.00	12,150,000
752	PT. INDO LAUT JAYA	17-Jan	P8/KI-D1/04.0/1/2025/000155	Malaysia	Kuala Lumpur	Dried Sea Cucumber / Pisang	171.00	25,650,000
753	PT. SEKAR KATOKICHI	17-Jan	04.0-00318-2025	Japan	Kobe	Frozen Breaded Shrimp	10,646.03	1,212,657,339
754	PT. VARIA NIAGA NUSANTARA	17-Jan	04.0-00319-2025	Portugal	Leixoes	FROZEN SWORDFISH DWT	25,487.10	1,394,195,344
755	PT INDONUSA ALGAEMAS PRIMA	17-Jan	P8/KI-D1/04.0/1/2025/000156	Chile	San Antonio	Kappa Semi Refined Carrageenan (SRC)	25,000.00	2,599,050,000
756	CV. PESONA MANDIRI	17-Jan	04.0-00320-2025	China	Mawei	FROZEN CONGER EEL	26,223.60	1,062,055,800
757	PT WINAROS KAWULA BAHARI	17-Jan	04.0-00321-2025	United States	Los Angeles	White Vannamei Sushi Ebi	2,532.00	609,801,816
758	CV. PESONA MANDIRI	17-Jan	04.0-00322-2025	China	Mawei	FROZEN CONGER EEL	26,233.80	764,977,608
759	CV. PESONA MANDIRI	17-Jan	04.0-00323-2025	China	Mawei	FROZEN CROAKER FISH	28,330.50	1,147,385,250
760	PT. ALTER TRADE INDONESIA	17-Jan	04.0-00324-2025	Japan	Tokyo	SEAFOOD MIX IQF	151.20	32,928,941
761	CV LEGONG BALI	17-Jan	P8/KI-D1/04.0/1/2025/000158	Hong Kong	Hong Kong	AMIGO SHRIMP CRACKERS BIG WHITE	1,800.00	151,200,000
762	CV LEGONG BALI	17-Jan	P8/KI-D1/04.0/1/2025/000158	Hong Kong	Hong Kong	AMIGO SHRIMPS CRACKERS SMALL WHITE EXTRA CHILLI	2,400.00	210,720,000
763	CV LEGONG BALI	17-Jan	P8/KI-D1/04.0/1/2025/000158	Hong Kong	Hong Kong	PRESIDENT EXCELLENT PRAWN CRACKERS	1,200.00	100,200,000
764	CV. TIRTA SURYA SRI REJEKI	17-Jan	04.0-00325-2025	China	Xiamen	FROZEN SEA CUCUMBER	1,522.90	45,687,000
765	PT. REX CANNING	17-Jan	P8/KI-D1/04.0/1/2025/000159	Malaysia	Pasir Gudang, Johor	CANNED CUTTLFISH WITH SOYA BEAN SAUCE	12,041.00	1,415,214,853
766	PT. SAMUDRA KENCANA MINA	17-Jan	04.0-00326-2025	Greece	Thessaloniki	FROZEN OCTOPUS CYANEUS FLOWER	22,000.00	1,529,000,000
767	CV LEGONG BALI	17-Jan	P8/KI-D1/04.0/1/2025/000157	Hong Kong	Hong Kong	ALOHA FISH CRACKERS	600.00	52,980,000
768	PT. MEGA MARINE PRIDE	17-Jan	04.0-00328-2025	Canada	Toronto	FROZEN RAW SHRIMPS	12,960.00	2,036,819,520
769	PT. MEGA MARINE PRIDE	17-Jan	04.0-00327-2025	Canada	Toronto	FROZEN RAW SHRIMPS	12,960.00	2,036,819,520
770	CV. JAVA FISH	17-Jan	P8/KI-D1/04.0/1/2025/000160	Singapore	Singapore Changi	SLIPPER LOBSTER	100.00	6,000,000
771	CV. JAVA FISH	17-Jan	P8/KI-D1/04.0/1/2025/000160	Singapore	Singapore Changi	FRESH WHITE SHRIMP	3,180.00	159,000,000
772	PT. SUKSES LAUTAN INDONESIA	17-Jan	04.0-00329-2025	United States	Miami	FROZEN SCARLET SNAPPER FILLET SKIN ON	676.46	152,628,317
773	PT. SUKSES LAUTAN INDONESIA	17-Jan	04.0-00329-2025	United States	Miami	Frozen Snapper Skin On	8,653.24	1,643,423,341
774	PT. SUKSES LAUTAN INDONESIA	17-Jan	04.0-00329-2025	United States	Miami	FROZEN GROUPER FILLET SKIN LESS	7,901.87	2,264,794,470
775	PT Sekar Bumi Tbk	17-Jan	04.0-00331-2025	Japan	Osaka	FROZEN OCTOPUS	8,500.00	988,898,500
776	PT. SEKAR KATOKICHI	17-Jan	04.0-00333-2025	Japan	Kobe	Frozen Breaded Shrimp	10,646.03	1,212,657,339
777	PT Sekar Bumi Tbk	17-Jan	04.0-00334-2025	United States	Long Beach	VANNAMEI RAW EZ PEEL IQF SHRIMP	15,876.00	1,926,870,120
778	PT Sekar Bumi Tbk	17-Jan	04.0-00330-2025	United States	Long Beach	FROZEN VANNAMEI COOKED PD TAIL ON IQF SHRIMP	15,649.20	2,855,399,980
779	PT. MEGA MARINE PRIDE	17-Jan	04.0-00335-2025	Korea (South)	Busan (ex Pusan)	FROZEN RED ARGENTINA SHRIMP	16,720.00	3,166,333,280
780	PT. ANEKA TUNA INDONESIA	17-Jan	P8/KI-D1/04.0/1/2025/000162	Australia	Sydney	CANNED TUNA	3,693.60	212,788,296

No.	NAMA UPI	TERBIT HC	NO. HC MUTU	NEGARA TUJUAN	PEL. TUJUAN	NAMA PRODUK	VOLUME (KG)	NILAI (RP)
781	PT. MEGA MARINE PRIDE	17-Jan	04.0-00336-2025	Korea (South)	Busan (ex Pusan)	FROZEN RED ARGENTINA SHRIMP	16,960.00	3,176,828,480
782	CV LEGONG BALI	17-Jan	P8/KI-D1/04.0/I/2025/000161	Hong Kong	Hong Kong	AMIGO SHRIMP CRACKERS BIG WHITE	1,800.00	151,200,000
783	CV LEGONG BALI	17-Jan	P8/KI-D1/04.0/I/2025/000161	Hong Kong	Hong Kong	AMIGO SHRIMPS CRACKERS SMALL WHITE EXTRA CHILLI	2,400.00	210,720,000
784	CV LEGONG BALI	17-Jan	P8/KI-D1/04.0/I/2025/000161	Hong Kong	Hong Kong	PRESIDENT EXCELLENT PRAWN CRACKERS	1,200.00	100,200,000
785	PT. SUKSES LAUTAN INDONESIA	17-Jan	04.0-00337-2025	France	Le Havre	FROZEN WHITE BAITS	90.00	5,523,489
786	PT. SUKSES LAUTAN INDONESIA	17-Jan	04.0-00337-2025	France	Le Havre	FROZEN SKIPJACK CHUNKS	3,540.00	417,132,360
787	PT. SUKSES LAUTAN INDONESIA	17-Jan	04.0-00337-2025	France	Le Havre	FROZEN MAHI AND RED SNAPPER SKEWERS	1,008.00	138,572,784
788	PT. SUKSES LAUTAN INDONESIA	17-Jan	04.0-00337-2025	France	Le Havre	FROZEN MARLIN LOINS	3,516.00	394,164,696
789	PT. SUKSES LAUTAN INDONESIA	17-Jan	04.0-00338-2025	France	Le Havre	FROZEN TUNA STEAK	4,140.00	466,983,720
790	PT. SUKSES LAUTAN INDONESIA	17-Jan	04.0-00339-2025	France	Le Havre	FROZEN BLACK POMFRET WHOLE ROUND	500.00	32,322,650
791	PT. SUKSES LAUTAN INDONESIA	17-Jan	04.0-00339-2025	France	Le Havre	FROZEN PARROT FISH SLICES	640.00	58,131,520
792	PT. SUKSES LAUTAN INDONESIA	17-Jan	04.0-00339-2025	France	Le Havre	FROZEN EMPEROR SLICE	5,072.00	394,287,136
793	PT. SUKSES LAUTAN INDONESIA	17-Jan	04.0-00339-2025	France	Le Havre	FROZEN BABY SQUID WHOLE CLEANED	536.00	40,790,350
794	PT. SUKSES LAUTAN INDONESIA	17-Jan	04.0-00341-2025	France	Le Havre	FROZEN MILK FISH WHOLE ROUND	502.40	19,733,317
795	CV. PESONA MANDIRI	17-Jan	04.0-00342-2025	China	Mawei	FROZEN CONGER EEL	27,429.40	1,110,890,700
796	PT. ANEKA TUNA INDONESIA	17-Jan	P8/KI-D1/04.0/I/2025/000163	Australia	Sydney	POUCHED TUNA	11,968.00	841,410,240
797	PT. SUKSES LAUTAN INDONESIA	17-Jan	04.0-00343-2025	France	Le Havre	FROZEN BABY SQUID WHOLE CLEANED	536.00	40,790,350
798	PT GREEN ONE BIOTECHNOLOGY	18-Jan	P8/KI-D1/04.0/I/2025/000015	Spain	Vigo	SEMI REFINED CARRAGEENAN	50,000.00	5,388,450,000
799	PT. INTI LUHUR FUJA ABADI	18-Jan	04.0-00344-2025	United States	New York	Frozen Krimson TS Grouper Portion	1,793.30	566,587,755
800	PT. MULTI PRAWN INDONESIA	18-Jan	04.0-00345-2025	Japan	Tokyo	FROZEN SHRIMP	10,368.00	1,775,105,280
801	PT. INTI LUHUR FUJA ABADI	18-Jan	04.0-00346-2025	United States	New York	Frozen Krimson Scarlet Snapper WGGS	908.00	128,769,836
802	PT. INTI LUHUR FUJA ABADI	18-Jan	04.0-00347-2025	United States	New York	Frozen Krimson TS Gold band Snapper Fillet	2,043.00	407,092,266
803	PT. INTI LUHUR FUJA ABADI	18-Jan	04.0-00348-2025	United States	New York	Frozen Krimson Goldband Snapper WGGS	1,816.00	231,458,280
804	PT Sekar Bumi Tbk	18-Jan	04.0-00349-2025	United States	Long Beach	FROZEN VANNAMEI COOKED PD TAIL ON IQF SHRIMP	15,649.20	2,855,399,980
805	PT. INTI LUHUR FUJA ABADI	18-Jan	04.0-00350-2025	United States	New York	Frozen Krimson TS Grouper Fillet	2,973.70	938,348,061
806	PT Sekar Bumi Tbk	18-Jan	04.0-00351-2025	United States	Long Beach	VANNAMEI RAW EZ PEEL IQF SHRIMP	15,876.00	1,926,870,120
807	PT. SURYA ALAM TUNGGAL	18-Jan	04.0-00352-2025	United States	Los Angeles	RAW HEADLESS EASY PEELED VANNAMEI	16,329.49	2,264,622,662
808	PT. INTI LUHUR FUJA ABADI	18-Jan	04.0-00353-2025	United States	New York	Frozen Krimson Grouper Finger	454.00	61,939,674

No.	NAMA UPI	TERBIT HC	NO. HC MUTU	NEGARA TUJUAN	PEL. TUJUAN	NAMA PRODUK	VOLUME (KG)	NILAI (RP)
809	PT. SURYA ALAM TUNGGAL	18-Jan	04.0-00354-2025	United States	New York	COOKED AND PEELED VANNAMEI	15,860.02	3,383,021,566
810	PT.CANDI JAYA AMERTA	18-Jan	04.0-00356-2025	Netherlands	Rotterdam	KERUPUK UDANG	13,435.00	702,435,540
811	CV. PESONA MANDIRI	18-Jan	04.0-00362-2025	China	Mawei	FROZEN CONGER EEL	27,597.10	1,117,682,550
812	CV. PESONA MANDIRI	18-Jan	04.0-00361-2025	China	Mawei	FROZEN CROAKER FISH	24,650.00	998,325,000
813	CV. PESONA MANDIRI	18-Jan	04.0-00361-2025	China	Mawei	FROZEN CONGER EEL	3,666.20	106,906,392
814	PT. SURYA ALAM TUNGGAL	18-Jan	04.0-00355-2025	United States	New York	COOKED AND PEELED VANNAMEI	15,422.30	3,065,613,949
815	CV. PESONA MANDIRI	18-Jan	04.0-00360-2025	China	Mawei	FROZEN CONGER EEL	26,323.10	1,066,085,550
816	CV. PESONA MANDIRI	18-Jan	04.0-00363-2025	China	Mawei	FROZEN RIBBON FISH	10,326.40	301,117,824
817	CV. PESONA MANDIRI	18-Jan	04.0-00363-2025	China	Mawei	FROZEN CONGER EEL	17,812.40	671,415,262
818	PT. INTI LUHUR FUJA ABADI	18-Jan	04.0-00359-2025	United States	New York	Frozen Krimson TS Scarlet Snapper Fillet	5,902.00	1,451,514,272
819	PT. INTI LUHUR FUJA ABADI	18-Jan	04.0-00357-2025	United States	New York	FROZEN KRIMSON NATURAL SCARLET SNAPPER FINGER	454.00	61,939,674
820	PT. INTI LUHUR FUJA ABADI	18-Jan	04.0-00358-2025	United States	New York	Frozen Krimson TS Scarlet Snapper Portion	908.00	223,309,888
821	PT. SINDABAD MARINE PIONEER	18-Jan	04.0-00365-2025	Taiwan	Keelung (Chilung)	FROZEN FLYING FISH ROE	19,300.00	3,271,350,000
822	PT GREEN ONE BIOTECNOLOGY	18-Jan	P8/KI-D1/04.0/I/2025/000164	Spain	Pontevedra	SEMI REFINED CARRAGEENAN	0.12	12,985
823	PT. SURYA ALAM TUNGGAL	18-Jan	04.0-00364-2025	Japan	Tokyo	RAW HEADLESS BLACK TIGER	10,800.00	1,994,349,600
824	PT Sekar Bumi Tbk	18-Jan	04.0-00366-2025	United States	Long Beach	VANNAMEI RAW PD TAIL ON IQF SHRIMP	15,649.20	3,237,146,564
825	PT Sekar Bumi Tbk	18-Jan	04.0-00367-2025	Korea (South)	Incheon Intl Apt/Seoul	FROZEN OCTOPUS	2.00	15,500
826	PT. SAMUDRA KENCANA MINA	18-Jan	04.0-00368-2025	Germany	Hamburg	FROZEN SWORDFISH	1,250.00	107,165,000
827	PT. SAMUDRA KENCANA MINA	18-Jan	04.0-00368-2025	Germany	Hamburg	FROZEN OILFISH	22,675.00	1,943,973,100
828	PT. MAJU BERSAMA KARIB	20-Jan	P8/KI-D1/04.0/I/2025/000166	Singapore	Singapore Changi	PASTEURIZED BLUE CRABMEAT	2,458.51	1,860,868,346
829	CV. JAVA FISH	20-Jan	P8/KI-D1/04.0/I/2025/000167	Singapore	Singapore Changi	FROZEN SPANISH MACKEREL	175.00	5,250,000
830	CV. JAVA FISH	20-Jan	P8/KI-D1/04.0/I/2025/000167	Singapore	Singapore Changi	GROUPEL	1,750.00	61,250,000
831	CV. JAVA FISH	20-Jan	P8/KI-D1/04.0/I/2025/000167	Singapore	Singapore Changi	RED SNAPPER	70.00	3,150,000
832	CV. JAVA FISH	20-Jan	P8/KI-D1/04.0/I/2025/000167	Singapore	Singapore Changi	SILVER POMFRET	2,800.00	154,000,000
833	CV. JAVA FISH	20-Jan	P8/KI-D1/04.0/I/2025/000167	Singapore	Singapore Changi	FLATFISH	70.00	1,750,000
834	CV. JAVA FISH	20-Jan	P8/KI-D1/04.0/I/2025/000167	Singapore	Singapore Changi	Goldband Snapper	700.00	28,000,000
835	CV. JAVA FISH	20-Jan	P8/KI-D1/04.0/I/2025/000167	Singapore	Singapore Changi	BARRAMUNDI SKIN ON	105.00	3,150,000
836	CV. JAVA FISH	20-Jan	P8/KI-D1/04.0/I/2025/000167	Singapore	Singapore Changi	THREADFIN BLUE	2,275.00	79,625,000
837	CV. JAVA FISH	20-Jan	P8/KI-D1/04.0/I/2025/000167	Singapore	Singapore Changi	SAND WHITING FISH	1,050.00	26,250,000
838	CV. JAVA FISH	20-Jan	P8/KI-D1/04.0/I/2025/000167	Singapore	Singapore Changi	FRESH LEATHER JACKET FISH	70.00	2,450,000
839	CV. JAVA FISH	20-Jan	P8/KI-D1/04.0/I/2025/000168	Singapore	Singapore Changi	Hairtail	1,000.00	45,000,000
840	CV. JAVA FISH	20-Jan	P8/KI-D1/04.0/I/2025/000168	Singapore	Singapore Changi	TENGGIRI	1,500.00	60,000,000
841	PT WINAROS KAWULA BAHARI	20-Jan	04.0-00369-2025	United States	Miami	White Raw Vannamei PND	680.40	83,527,265
842	PT WINAROS KAWULA BAHARI	20-Jan	04.0-00369-2025	United States	Miami	White Vannamei Nobashi Ebi	7,685.00	1,369,344,040
843	PT. BUMI MENARA INTERNUSA DAMPIT	20-Jan	04.0-00370-2025	United States	Savannah	FROZEN VALUE ADDED SEAFOOD PRODUCT	14,971.10	1,807,101,597
844	CV. JAVA FISH	20-Jan	P8/KI-D1/04.0/I/2025/000169	Singapore	Singapore Changi	SLIPPER LOBSTER	100.00	6,000,000
845	CV. JAVA FISH	20-Jan	P8/KI-D1/04.0/I/2025/000169	Singapore	Singapore Changi	FRESH WHITE SHRIMP	3,100.00	155,000,000

No.	NAMA UPI	TERBIT HC	NO. HC MUTU	NEGARA TUJUAN	PEL. TUJUAN	NAMA PRODUK	VOLUME (KG)	NILAI (RP)
846	PT WINAROS KAWULA BAHARI	20-Jan	04.0-00371-2025	United States	Miami	White Cooked Vannamei Frozen Shrimp	226.80	30,299,119
847	PT WINAROS KAWULA BAHARI	20-Jan	04.0-00371-2025	United States	Miami	White Vannamei Sushi Ebi	2,714.50	781,328,108
848	PT WINAROS KAWULA BAHARI	20-Jan	04.0-00371-2025	United States	Miami	White Vannamei Sushi Ebi Broken	1,360.79	266,305,242
849	PT WINAROS KAWULA BAHARI	20-Jan	04.0-00371-2025	United States	Miami	White Vannamei Sushi Ebi Without Tail	100.00	22,044,700
850	PT. SEKAR LAUT, TBK.	20-Jan	04.0-00372-2025	United Kingdom (GB)	Grangemouth	SHRIMP CRACKERS	15,650.00	678,990,900
851	PT. Keong Nusantara Abadi	20-Jan	04.0-00373-2025	United States	New York	CANNED SNAIL MEATS	13,440.00	1,180,798,080
852	PT. ANEKA TUNA INDONESIA	20-Jan	04.0-00374-2025	United Kingdom (GB)	Felixstowe	POUCHED TUNA	16,120.00	1,098,239,480
853	PT. BEE JAY SEAFOOD	20-Jan	P8/KI-D1/04.0/I/2025/000170	Australia	Brisbane	SWEETLIP	720.00	104,386,320
854	PT. BEE JAY SEAFOOD	20-Jan	P8/KI-D1/04.0/I/2025/000170	Australia	Brisbane	Goldband Snapper	4,320.00	768,610,080
855	PT. BEE JAY SEAFOOD	20-Jan	P8/KI-D1/04.0/I/2025/000170	Australia	Brisbane	Pearl Perch	1,800.00	269,128,800
856	PT. BEE JAY SEAFOOD	20-Jan	P8/KI-D1/04.0/I/2025/000170	Australia	Brisbane	Tropical Snapper	4,320.00	479,360,160
857	PT. BEE JAY SEAFOOD	20-Jan	P8/KI-D1/04.0/I/2025/000170	Australia	Brisbane	White Snapper	1,080.00	176,697,720
858	PT. BEE JAY SEAFOOD	20-Jan	P8/KI-D1/04.0/I/2025/000170	Australia	Brisbane	FILLET PARROTFISH	720.00	107,884,800
859	PT. BEE JAY SEAFOOD	20-Jan	P8/KI-D1/04.0/I/2025/000170	Australia	Brisbane	Coral Trout	720.00	112,550,400
860	PT. BEE JAY SEAFOOD	20-Jan	P8/KI-D1/04.0/I/2025/000170	Australia	Brisbane	Threadfin	920.00	110,282,240
861	PT. BEE JAY SEAFOOD	20-Jan	P8/KI-D1/04.0/I/2025/000171	Australia	Brisbane	Mahi mahi	1,080.00	166,201,200
862	PT. BEE JAY SEAFOOD	20-Jan	P8/KI-D1/04.0/I/2025/000171	Australia	Brisbane	Spanish Mackerel	2,880.00	440,870,400
863	PT. BUMI MENARA INTERNUSA DAMPIT	20-Jan	04.0-00375-2025	United States	Los Angeles	FROZEN VALUE ADDED SEAFOOD PRODUCT	14,319.16	1,391,092,075
864	PT. BEE JAY SEAFOOD	20-Jan	P8/KI-D1/04.0/I/2025/000172	Australia	Brisbane	Bug Meat	2,304.00	961,053,696
865	PT. INDONESIA LIFA ALGAE KARAGINAN INTERNATIONAL	20-Jan	P8/KI-D1/04.0/I/2025/000173	India	Ahmedabad	Semi Refined Carrageenan Powder	0.20	32,760
866	PT. ANEKA TUNA INDONESIA	20-Jan	04.0-00376-2025	Japan	Osaka	SAMPLE OF CANNED TUNA	5.04	224,996
867	PT. EDMAR MANDIRI JAYA	20-Jan	04.0-00376-2025	Japan	Shibushi	FROZEN SKIPJACK WHOLE ROUND	50,000.00	1,239,600,000
868	PT. ANEKA TUNA INDONESIA	20-Jan	04.0-00378-2025	United Kingdom (GB)	Felixstowe	POUCHED TUNA	16,120.00	1,206,388,560
869	PT. ANEKA TUNA INDONESIA	20-Jan	P8/KI-D1/04.0/I/2025/000175	Australia	Melbourne	CANNED TUNA	14,688.00	1,294,835,328
870	PT. ANEKA TUNA INDONESIA	20-Jan	P8/KI-D1/04.0/I/2025/000175	Australia	Melbourne	SAMPLE OF CANNED TUNA	1.85	174,720
871	PT. PHILLIPS SEAFOODS INDONESIA	20-Jan	04.0-00379-2025	United States	Norfolk	FROZEN VALUE ADDED SQUID	11,432.80	1,843,973,446
872	PT. ANEKA TUNA INDONESIA	20-Jan	P8/KI-D1/04.0/I/2025/000174	Australia	Melbourne	CANNED TUNA	25,855.20	2,873,986,466
873	PT. ANEKA TUNA INDONESIA	20-Jan	P8/KI-D1/04.0/I/2025/000174	Australia	Melbourne	SAMPLE OF CANNED TUNA	0.86	95,039
874	PT. BUMI MENARA INTERNUSA DAMPIT	20-Jan	04.0-00380-2025	United States	Seattle	FROZEN VALUE ADDED SEAFOOD PRODUCT	15,853.68	1,767,606,052
875	PT. ANEKA TUNA INDONESIA	20-Jan	P8/KI-D1/04.0/I/2025/000176	Australia	Melbourne	CANNED TUNA	13,406.40	1,672,260,710
876	PT. ANEKA TUNA INDONESIA	20-Jan	P8/KI-D1/04.0/I/2025/000176	Australia	Melbourne	SAMPLE OF CANNED TUNA	1.43	177,749
877	PT. INDO LAUT JAYA	20-Jan	P8/KI-D1/04.0/I/2025/000177	Singapore	Singapore Changi	Dried Sea Cucumber / Pasir / Gosok	130.00	26,000,000
878	PT. AMARTA CARRAGEENAN INDONESIA	20-Jan	P8/KI-D1/04.0/I/2025/000178	United Kingdom (GB)	Felixstowe	SRC (CARRAGEENAN KAPPA)	20,000.00	2,265,000,000
879	PT. VARIA NIAGA NUSANTARA	20-Jan	04.0-00381-2025	Belgium	Antwerpen	FROZEN CATFISH WHOLE GUTTED	14,409.00	455,396,445

No.	NAMA UPI	TERBIT HC	NO. HC MUTU	NEGARA TUJUAN	PEL. TUJUAN	NAMA PRODUK	VOLUME (KG)	NILAI (RP)
880	PT. VARIA NIAGA NUSANTARA	20-Jan	04.0-00381-2025	Belgium	Antwerpen	FROZEN MILKFISH WR	4,264.00	122,803,200
881	PT. INDONESIA LIFA ALGAE KARAGINAN INTERNATIONAL	20-Jan	P8/KI-D1/04.0/I/2025/000179	India	Ahmedabad	Refined Carrageenan Powder	0.20	32,760
882	PT. VARIA NIAGA NUSANTARA	20-Jan	04.0-00382-2025	United Kingdom (GB)	Felixstowe	FROZEN OCTOPUS WHOLE CLEANED	3,015.00	361,800,000
883	PT Sekar Bumi Tbk	20-Jan	P8/KI-D1/04.0/I/2025/000180	Puerto Rico	San Juan	VANNAMEI RAW PD TAIL ON/OFF IQF SHRIMP	14,061.60	2,075,365,606
884	PT. VARIA NIAGA NUSANTARA	20-Jan	04.0-00383-2025	United Kingdom (GB)	Felixstowe	FROZEN BLACK POMFRET	6,000.00	372,000,000
885	PT Sekar Bumi Tbk	20-Jan	04.0-00384-2025	United States	Chicago	FROZEN VANNAMEI COOKED PD TAIL ON IQF SHRIMP	15,649.20	3,502,807,384
886	PT. VARIA NIAGA NUSANTARA	20-Jan	04.0-00385-2025	United Kingdom (GB)	Felixstowe	FROZEN CATFISH WHOLE GUTTED	11,832.00	319,464,000
887	PT Sekar Bumi Tbk	20-Jan	P8/KI-D1/04.0/I/2025/000181	Puerto Rico	San Juan	VANNAMEI COOKED PD TAIL OFF IQF SHRIMP	2,268.00	294,930,720
888	PT. GEMA ISTA RAYA	20-Jan	P8/KI-D1/04.0/I/2025/000182	Togo	Lome	Canned Sardines	60,939.00	2,059,677,261
889	PT. BUMI MENARA INTERNUSA DAMPIT	20-Jan	04.0-00386-2025	Canada	Vancouver	FROZEN VALUE ADDED SEAFOOD PRODUCT	13,942.34	1,136,649,269
890	PT. BARAMUDA BAHARI	20-Jan	04.0-00387-2025	United States	Jacksonville	FROZEN RAW SHRIMPS	11,825.68	1,564,762,152
891	PT. MEGA MARINE PRIDE	20-Jan	04.0-00388-2025	Japan	Tokyo	FROZEN RED ARGENTINA SHRIMP	10,094.20	2,902,879,942
892	PT. BARAMUDA BAHARI	20-Jan	04.0-00389-2025	United States	Jacksonville	FROZEN COOKED SHRIMPS	4,080.00	658,487,520
893	PT. GEMA ISTA RAYA	20-Jan	P8/KI-D1/04.0/I/2025/000183	United Arab Emirates	Jebel Ali	Canned Sardines	40,000.00	1,414,400,000
894	PT. SOUTHERN MARINE PRODUCTS	20-Jan	P8/KI-D1/04.0/I/2025/000184	Malaysia	Tanjong Pelepas	FROZEN FISH PASTE	25,000.00	1,000,000,000
895	PT. INTI LAUTAN FAJAR ABADI	20-Jan	04.0-00390-2025	United States	Baltimore	SNAPPER	231.54	54,027,775
896	PT. INTI LAUTAN FAJAR ABADI	20-Jan	04.0-00390-2025	United States	Baltimore	SNAPPER	13,842.46	3,230,013,459
897	PT. INTI LAUTAN FAJAR ABADI	20-Jan	04.0-00391-2025	United States	Baltimore	SNAPPER	4,086.00	835,202,916
898	PT. GRAHAMAKMUR CIPTAPRATAMA	20-Jan	04.0-00392-2025	United States	New York	FROZEN RAW VANNAMEI PEELED DEVEINED TAIL ON	15,663.00	2,738,440,605
899	PT. ANEKA TUNA INDONESIA	20-Jan	04.0-00393-2025	Japan	Tokyo	SAMPLE OF CANNED TUNA	5.04	224,996
900	PT. GRAHAMAKMUR CIPTAPRATAMA	20-Jan	04.0-00394-2025	United States	New York	FROZEN RAW VANNAMEI PEELED DEVEINED TAIL ON	15,663.00	2,500,911,210
901	PT. INDONESIA LIFA ALGAE KARAGINAN INTERNATIONAL	20-Jan	P8/KI-D1/04.0/I/2025/000185	India	Ahmedabad	Semi Refined Iota Carrageenan Powder	0.20	32,760
902	PT. BARAMUDA BAHARI	20-Jan	04.0-00395-2025	United States	Jacksonville	FROZEN COOKED SHRIMPS	15,890.00	2,551,330,180
903	PT. SURYA ALAM TUNGGAL	20-Jan	04.0-00396-2025	United States	Jacksonville	COOKED EZP VANNAMEI	4,535.97	532,019,385
904	PT. SURYA ALAM TUNGGAL	20-Jan	04.0-00396-2025	United States	Jacksonville	COOKED PEELED VANNAMEI	10,432.73	1,391,298,440
905	PT. REX CANNING	20-Jan	04.0-00397-2025	Canada	Vancouver	CANNED BABY CLAM IN BRINE	14,263.00	772,198,820
906	PT. SINDABAD MARINE PIONEER	20-Jan	04.0-00398-2025	Japan	Kobe	FROZEN SALTED FLYING FISH ROE	200.00	49,500,000
907	PT. SINDABAD MARINE PIONEER	20-Jan	04.0-00399-2025	Japan	Kobe	DRIED FLYING FISH ROE	7,500.00	5,062,500,000
908	PT. VARIA NIAGA NUSANTARA	20-Jan	04.0-00400-2025	France	Le Havre	FROZEN MAHI MAHI SLICES	21,000.00	1,071,000,000
909	PT. ANEKA TUNA INDONESIA	20-Jan	04.0-00401-2025	United Kingdom (GB)	Felixstowe	CANNED TUNA	18,002.88	1,034,715,528
910	CV. JAVA FISH	21-Jan	P8/KI-D1/04.0/I/2025/000186	Singapore	Singapore Changi	FROZEN SPANISH MACKEREL	175.00	5,250,000
911	CV. JAVA FISH	21-Jan	P8/KI-D1/04.0/I/2025/000186	Singapore	Singapore Changi	GROUPEL	1,750.00	61,250,000

No.	NAMA UPI	TERBIT HC	NO. HC MUTU	NEGARA TUJUAN	PEL. TUJUAN	NAMA PRODUK	VOLUME (KG)	NILAI (RP)
912	CV. JAVA FISH	21-Jan	P8/KI-D1/04.0/1/2025/000186	Singapore	Singapore Changi	RED SNAPPER	70.00	3,150,000
913	CV. JAVA FISH	21-Jan	P8/KI-D1/04.0/1/2025/000186	Singapore	Singapore Changi	SILVER POMFRET	2,800.00	154,000,000
914	CV. JAVA FISH	21-Jan	P8/KI-D1/04.0/1/2025/000186	Singapore	Singapore Changi	FLATFISH	70.00	1,750,000
915	CV. JAVA FISH	21-Jan	P8/KI-D1/04.0/1/2025/000186	Singapore	Singapore Changi	Goldband Snapper	700.00	28,000,000
916	CV. JAVA FISH	21-Jan	P8/KI-D1/04.0/1/2025/000186	Singapore	Singapore Changi	BARRAMUNDI SKIN ON	105.00	3,150,000
917	CV. JAVA FISH	21-Jan	P8/KI-D1/04.0/1/2025/000186	Singapore	Singapore Changi	THREADFIN BLUE	2,450.00	85,750,000
918	CV. JAVA FISH	21-Jan	P8/KI-D1/04.0/1/2025/000186	Singapore	Singapore Changi	SAND WHITING FISH	1,050.00	26,250,000
919	CV. JAVA FISH	21-Jan	P8/KI-D1/04.0/1/2025/000186	Singapore	Singapore Changi	FRESH LEATHER JACKET FISH	70.00	2,450,000
920	CV. JAVA FISH	21-Jan	P8/KI-D1/04.0/1/2025/000187	Singapore	Singapore Changi	SLIPPER LOBSTER	100.00	6,000,000
921	CV. JAVA FISH	21-Jan	P8/KI-D1/04.0/1/2025/000187	Singapore	Singapore Changi	FRESH WHITE SHRIMP	3,240.00	162,000,000
922	CV. JAVA FISH	21-Jan	P8/KI-D1/04.0/1/2025/000188	Singapore	Singapore Changi	Hairtail	1,200.00	54,000,000
923	CV. JAVA FISH	21-Jan	P8/KI-D1/04.0/1/2025/000188	Singapore	Singapore Changi	TENGGIRI	1,500.00	60,000,000
924	PT. BEE JAY SEAFOOD	21-Jan	P8/KI-D1/04.0/1/2025/000189	Australia	Fremantle	Goldband Snapper	720.00	134,710,560
925	PT. BEE JAY SEAFOOD	21-Jan	P8/KI-D1/04.0/1/2025/000189	Australia	Fremantle	King Snapper	2,160.00	388,385,280
926	PT. BEE JAY SEAFOOD	21-Jan	P8/KI-D1/04.0/1/2025/000189	Australia	Fremantle	Reef Fish Bites	720.00	57,733,200
927	PT. BEE JAY SEAFOOD	21-Jan	P8/KI-D1/04.0/1/2025/000189	Australia	Fremantle	Tropical Snapper	3,600.00	411,127,200
928	PT. BEE JAY SEAFOOD	21-Jan	P8/KI-D1/04.0/1/2025/000189	Australia	Fremantle	White Snapper	1,440.00	235,596,960
929	PT. BEE JAY SEAFOOD	21-Jan	P8/KI-D1/04.0/1/2025/000189	Australia	Fremantle	Coral Trout	720.00	112,550,400
930	PT. SEKAR LAUT, TBK.	21-Jan	04.0-00402-2025	Japan	Kobe	SHRIMP CRACKERS	6,432.00	554,824,320
931	PT. SURYA ALAM TUNGGAL	21-Jan	04.0-00403-2025	Canada	Montreal	RAW HEADLESS EASY PEELED VANNAMEI	13,426.47	1,539,868,418
932	PT. SURYA ALAM TUNGGAL	21-Jan	04.0-00404-2025	Canada	Vancouver	RAW HEADLESS EASY PEELED VANNAMEI	16,329.49	2,352,083,410
933	PT WINAROS KAWULA BAHARI	21-Jan	04.0-00405-2025	Japan	Narita Apt/Tokyo	White Vannamei Tempura	4.64	758,889
934	PT. MULTI PRAWN INDONESIA	21-Jan	04.0-00406-2025	Japan	Osaka	FROZEN SHRIMP	15,282.00	2,487,817,908
935	PT WINAROS KAWULA BAHARI	21-Jan	04.0-00407-2025	United States	Los Angeles	White Raw Vannamei PDTO	6,500.00	1,055,730,000
936	PT WINAROS KAWULA BAHARI	21-Jan	04.0-00408-2025	United States	Los Angeles	White Cooked Vannamei PDTO	8,661.00	1,977,851,943
937	PT WINAROS KAWULA BAHARI	21-Jan	04.0-00408-2025	United States	Los Angeles	White Vannamei Cooked Broken	900.00	151,040,700
938	PT. SEKAR LAUT, TBK.	21-Jan	04.0-00409-2025	Korea (South)	Incheon	FRIED SHRIMP CRACKERS	617.04	82,508,121
939	PT. ANEKA TUNA INDONESIA	21-Jan	04.0-00411-2025	Japan	Osaka	CANNED TUNA	6,289.92	557,293,202
940	PT. ANEKA TUNA INDONESIA	21-Jan	04.0-00411-2025	Japan	Osaka	CANNED TUNA	3,386.88	324,876,303
941	PT. ANEKA TUNA INDONESIA	21-Jan	P8/KI-D1/04.0/1/2025/000190	Saudi Arabia	Jeddah	SAMPLE OF CANNED TUNA	0.48	240,000
942	PT Sekar Bumi Tbk	21-Jan	04.0-00412-2025	Belgium	Antwerpen	Frozen Froglegs	8,160.00	1,322,589,120
943	PT. BUMI MENARA INTERNUSA DAMPIT	21-Jan	04.0-00413-2025	United States	Savannah	FROZEN VALUE ADDED SEAFOOD PRODUCT	15,494.11	1,772,882,549
944	PT. BUMI MENARA INTERNUSA DAMPIT	21-Jan	04.0-00414-2025	United States	Savannah	FROZEN VALUE ADDED SEAFOOD PRODUCT	15,036.48	1,683,604,593
945	PT. ANEKA TUNA INDONESIA	21-Jan	P8/KI-D1/04.0/1/2025/000191	Kuwait	Shuwaikh	CANNED TUNA	32,348.16	2,195,501,967
946	PT Sekar Bumi Tbk	21-Jan	P8/KI-D1/04.0/1/2025/000192	Puerto Rico	San Juan	VANNAMEI COOKED PDTO IQF	15,972.39	2,180,678,462
947	PT. BUMI MENARA INTERNUSA DAMPIT	21-Jan	04.0-00415-2025	Canada	Vancouver	FROZEN VALUE ADDED SEAFOOD PRODUCT	13,942.34	1,058,279,375
948	PT. GEMA ISTA RAYA	21-Jan	P8/KI-D1/04.0/1/2025/000193	Equatorial Guinea	Malabo	Canned Sardines	20,313.00	686,559,087
949	PT. BUMI MENARA INTERNUSA DAMPIT	21-Jan	04.0-00416-2025	United States	Los Angeles	FROZEN FISH	18,173.62	2,278,390,392

No.	NAMA UPI	TERBIT HC	NO. HC MUTU	NEGARA TUJUAN	PEL. TUJUAN	NAMA PRODUK	VOLUME (KG)	NILAI (RP)
950	PT. VARIA NIAGA NUSANTARA	21-Jan	04.0-00417-2025	France	Le Havre	FROZEN CATFISH RING	4,370.00	162,406,680
951	PT. VARIA NIAGA NUSANTARA	21-Jan	04.0-00417-2025	France	Le Havre	FROZEN CATFISH WHOLE GUTTED	15,155.20	496,241,869
952	PT. PHILLIPS SEAFOODS INDONESIA	21-Jan	04.0-00418-2025	United States	Baltimore	FROZEN VALUE ADDED CRAB	10,027.68	3,711,424,866
953	CV. PESONA MANDIRI	21-Jan	04.0-00419-2025	China	Fuzhou	FROZEN BARRACUDA	2,899.76	93,517,260
954	CV. PESONA MANDIRI	21-Jan	04.0-00419-2025	China	Fuzhou	FROZEN CROAKER FISH	22,175.65	614,755,587
955	CV. PESONA MANDIRI	21-Jan	04.0-00419-2025	China	Fuzhou	FROZEN BASTARD HALIBUT	436.16	7,501,952
956	CV. PESONA MANDIRI	21-Jan	04.0-00419-2025	China	Fuzhou	FROZEN EMPEROR FISH	1,098.03	35,411,468
957	PT. PHILLIPS SEAFOODS INDONESIA	21-Jan	04.0-00420-2025	United States	Baltimore	FROZEN VALUE ADDED SQUID	1,526.40	272,314,339
958	PT ANEKA SAKANA INDONESIA	21-Jan	04.0-00421-2025	Japan	Hakata	FROZEN SKIPJACK TUNA WHOLE ROUND	25,000.00	500,000,000
959	PT INDONUSA ALGAEMAS PRIMA	21-Jan	P8/KI-D1/04.0/I/2025/000194	Chile	Valparaiso	Kappa Semi Refined Carrageenan (SRC)	25,000.00	2,623,050,000
960	PT. GEMA ISTA RAYA	21-Jan	P8/KI-D1/04.0/I/2025/000195	Ghana	Tema	Canned Sardines	40,000.00	1,310,400,000
961	PT. GRAHAMAKMUR CIPTAPRATAMA	21-Jan	04.0-00422-2025	United States	New York	FROZEN RAW VANNAMEI PEELED DEVEINED TAIL OFF	3,178.00	339,772,692
962	PT. GRAHAMAKMUR CIPTAPRATAMA	21-Jan	04.0-00422-2025	United States	New York	FROZEN RAW VANNAMEI PEELED DEVEINED TAIL ON	12,485.00	1,547,003,865
963	PT. GEMA ISTA RAYA	21-Jan	P8/KI-D1/04.0/I/2025/000196	Dominican Republic	Caucedo	Canned Sardines	20,313.00	718,247,367
964	PT Sekar Bumi Tbk	21-Jan	04.0-00423-2025	Korea (South)	Incheon	FROZEN SWAMP EEL	3,330.00	350,982,000
965	PT Sekar Bumi Tbk	21-Jan	04.0-00424-2025	Korea (South)	Incheon	FROZEN FISH BALL	5,940.00	303,831,000
966	PT. INDONESIA LIFA ALGAE KARAGINAN INTERNATIONAL	21-Jan	04.0-00425-2025	Japan	Nagoya, Aichi	Semi Refined Carrageenan Powder	0.50	32,622
967	PT. ANEKA TUNA INDONESIA	21-Jan	04.0-00410-2025	Japan	Osaka	CANNED TUNA	1,935.36	171,474,831
968	PT. ANEKA TUNA INDONESIA	21-Jan	04.0-00410-2025	Japan	Osaka	CANNED TUNA	7,741.44	742,574,408
969	PT. SAMUDRA KENCANA MINA	21-Jan	04.0-00426-2025	Japan	Tokyo	FROZEN OCTOPUS	7,610.00	688,088,590
970	PT. ANEKA TUNA INDONESIA	21-Jan	P8/KI-D1/04.0/I/2025/000197	Kuwait	Shuwaikh	CANNED TUNA	32,348.16	2,319,395,420
971	PT. ANEKA TUNA INDONESIA	21-Jan	04.0-00427-2025	Japan	Osaka	CANNED TUNA	8,225.28	728,768,033
972	PT. ANEKA TUNA INDONESIA	21-Jan	04.0-00427-2025	Japan	Osaka	CANNED TUNA	11,128.32	1,067,450,711
973	PT. MAJU BERSAMA KARIB	22-Jan	04.0-00428-2025	United States	Baltimore	CANNED PASTEURIZED CRAB MEAT	8,495.93	4,046,908,817
974	PT. GRAHAMAKMUR CIPTAPRATAMA	22-Jan	04.0-00429-2025	United States	New York	FROZEN RAW VANNAMEI PEELED DEVEINED TAIL ON	15,436.00	2,478,435,032
975	CV. JAVA FISH	22-Jan	P8/KI-D1/04.0/I/2025/000200	Singapore	Singapore Changi	Hairtail	1,075.00	48,375,000
976	CV. JAVA FISH	22-Jan	P8/KI-D1/04.0/I/2025/000200	Singapore	Singapore Changi	TENGGIRI	1,500.00	60,000,000
977	PT. SOUTHERN MARINE PRODUCTS	22-Jan	04.0-00430-2025	Japan	Kobe	FROZEN FISH PASTE	25,060.00	999,994,240
978	PT. BUMI MENARA INTERNUSA DAMPIT	22-Jan	04.0-00431-2025	United States	Miami	FROZEN FISH	19,068.00	1,545,594,876
979	CV. JAVA FISH	22-Jan	P8/KI-D1/04.0/I/2025/000199	Singapore	Singapore Changi	SLIPPER LOBSTER	100.00	6,000,000
980	CV. JAVA FISH	22-Jan	P8/KI-D1/04.0/I/2025/000199	Singapore	Singapore Changi	FRESH WHITE SHRIMP	3,160.00	158,000,000
981	PT. ANEKA TUNA INDONESIA	22-Jan	04.0-00432-2025	Japan	Shimizu	POUCHED TUNA	9,216.00	1,131,264,000
982	PT. ANEKA TUNA INDONESIA	22-Jan	04.0-00432-2025	Japan	Shimizu	SAMPLE OF POUCHED TUNA	0.60	72,000

No.	NAMA UPI	TERBIT HC	NO. HC MUTU	NEGARA TUJUAN	PEL. TUJUAN	NAMA PRODUK	VOLUME (KG)	NILAI (RP)
983	CV. JAVA FISH	22-Jan	P8/KI-D1/04.0/1/2025/000198	Singapore	Singapore Changi	FROZEN SPANISH MACKEREL	175.00	5,250,000
984	CV. JAVA FISH	22-Jan	P8/KI-D1/04.0/1/2025/000198	Singapore	Singapore Changi	GROUPEL	1,750.00	61,250,000
985	CV. JAVA FISH	22-Jan	P8/KI-D1/04.0/1/2025/000198	Singapore	Singapore Changi	RED SNAPPER	70.00	3,150,000
986	CV. JAVA FISH	22-Jan	P8/KI-D1/04.0/1/2025/000198	Singapore	Singapore Changi	SILVER POMFRET	2,800.00	154,000,000
987	CV. JAVA FISH	22-Jan	P8/KI-D1/04.0/1/2025/000198	Singapore	Singapore Changi	FLATFISH	70.00	1,750,000
988	CV. JAVA FISH	22-Jan	P8/KI-D1/04.0/1/2025/000198	Singapore	Singapore Changi	Goldband Snapper	700.00	28,000,000
989	CV. JAVA FISH	22-Jan	P8/KI-D1/04.0/1/2025/000198	Singapore	Singapore Changi	BARRAMUNDI SKIN ON	105.00	3,150,000
990	CV. JAVA FISH	22-Jan	P8/KI-D1/04.0/1/2025/000198	Singapore	Singapore Changi	THREADFIN BLUE	2,590.00	90,650,000
991	CV. JAVA FISH	22-Jan	P8/KI-D1/04.0/1/2025/000198	Singapore	Singapore Changi	SAND WHITING FISH	1,050.00	26,250,000
992	CV. JAVA FISH	22-Jan	P8/KI-D1/04.0/1/2025/000198	Singapore	Singapore Changi	FRESH LEATHER JACKET FISH	70.00	2,450,000
993	PT WINAROS KAWULA BAHARI	22-Jan	04.0-00433-2025	United States	Los Angeles	White Raw Vannamei PND	453.60	52,390,346
994	PT WINAROS KAWULA BAHARI	22-Jan	04.0-00433-2025	United States	Los Angeles	White Vannamei Nobashi Ebi	9,406.00	1,687,163,626
995	PT. BUMI MENARA INTERNUSA DAMPIT	22-Jan	04.0-00434-2025	United States	Miami	FROZEN FISH	19,068.00	2,687,996,892
996	PT. ANEKA TUNA INDONESIA	22-Jan	04.0-00435-2025	Japan	Shimizu	POUCHED TUNA	4,608.00	682,269,696
997	PT. ANEKA TUNA INDONESIA	22-Jan	04.0-00435-2025	Japan	Shimizu	SAMPLE OF POUCHED TUNA	0.20	29,400
998	CV. TIRTA SURYA SRI REJEKI	22-Jan	04.0-00436-2025	China	Xiamen	DRIED SEA CUCUMBER	430.20	12,906,000
999	PT WINAROS KAWULA BAHARI	22-Jan	04.0-00437-2025	United States	Los Angeles	White Vannamei Sushi Ebi	1,958.00	549,542,070
1000	PT WINAROS KAWULA BAHARI	22-Jan	04.0-00437-2025	United States	Los Angeles	White Vannamei Sushi Ebi Without Tail	200.00	42,599,800
1001	PT ASIA SEJAHTERA MINA TBK.	22-Jan	04.0-00438-2025	China	Xiamen	SEAWEED (EUCHEUMA COTTONII)	26,000.00	505,388,000
1002	CV. PESONA MANDIRI	22-Jan	04.0-00439-2025	China	Mawei	FROZEN RIBBON FISH	749.50	21,855,420
1003	CV. PESONA MANDIRI	22-Jan	04.0-00439-2025	China	Mawei	FROZEN PAMPANO FISH	7,419.00	156,244,140
1004	CV. PESONA MANDIRI	22-Jan	04.0-00439-2025	China	Mawei	FROZEN CROAKER FISH	10,183.60	368,796,019
1005	CV. PESONA MANDIRI	22-Jan	04.0-00439-2025	China	Mawei	FROZEN MALABAR SNAPPER	1,410.20	82,242,864
1006	CV. PESONA MANDIRI	22-Jan	04.0-00439-2025	China	Mawei	FROZEN THREADFIN FISH	8,543.50	328,355,753
1007	PT GREEN ONE BIOTEKNOLOGY	22-Jan	P8/KI-D1/04.0/1/2025/000201	Spain	Vigo	SEMI REFINED CARRAGEENAN	50,000.00	5,427,050,000
1008	PT WINAROS KAWULA BAHARI	22-Jan	04.0-00440-2025	United States	Los Angeles	White Vannamei Nobashi Ebi	9,514.80	1,568,562,354
1009	PT WINAROS KAWULA BAHARI	22-Jan	04.0-00441-2025	United States	Los Angeles	White Vannamei Sushi Ebi	1,872.00	498,624,048
1010	PT WINAROS KAWULA BAHARI	22-Jan	04.0-00441-2025	United States	Los Angeles	White Vannamei Sushi Ebi Broken	660.00	113,457,960
1011	PT. ANEKA TUNA INDONESIA	22-Jan	P8/KI-D1/04.0/1/2025/000202	Saudi Arabia	Ad Dammam	CANNED TUNA	59,140.80	3,642,304,450
1012	PT. ANEKA TUNA INDONESIA	22-Jan	P8/KI-D1/04.0/1/2025/000203	Saudi Arabia	Ad Dammam	CANNED TUNA	59,140.80	3,885,136,574
1013	PT. SEKAR LAUT, TBK.	22-Jan	04.0-00442-2025	Netherlands	Rotterdam	KERUPUK OEI IKAN	944.00	106,352,928
1014	PT. SUKSES LAUTAN INDONESIA	22-Jan	04.0-00443-2025	France	Le Havre	FROZEN CATFISH WHOLE GUTTED	21,500.80	822,977,521
1015	PT. SEKAR LAUT, TBK.	22-Jan	04.0-00444-2025	Netherlands	Rotterdam	SHRIMP CRACKERS	8,590.00	601,643,600
1016	PT. ANEKA TUNA INDONESIA	22-Jan	P8/KI-D1/04.0/1/2025/000204	Kuwait	Shuaiba	CANNED TUNA	27,648.00	995,632,128
1017	PT BAHARI SEJAHTERA PERTIWI	22-Jan	P8/KI-D1/04.0/1/2025/000205	Egypt	Damietta	Frozen Whole Round Lizard Fish	25,000.00	445,450,000
1018	PT. SUKSES LAUTAN INDONESIA	22-Jan	04.0-00445-2025	United States	Miami	Frozen Snapper Skin On	9,570.32	1,810,895,950
1019	PT. SUKSES LAUTAN INDONESIA	22-Jan	04.0-00445-2025	United States	Miami	FROZEN GROUPEL FILLET SKIN LESS	7,901.87	2,244,723,720
1020	PT Sekar Bumi Tbk	22-Jan	04.0-00446-2025	United States	Honolulu	FROZEN VANNAMEI COOKED PD TAIL ON IQF SHRIMP	1,814.40	282,835,930

No.	NAMA UPI	TERBIT HC	NO. HC MUTU	NEGARA TUJUAN	PEL. TUJUAN	NAMA PRODUK	VOLUME (KG)	NILAI (RP)
1021	PT. GEMA ISTA RAYA	22-Jan	P8/KI-D1/04.0/1/2025/000206	Timor-Leste	Dili	Canned Sardines	15,500.00	403,883,500
1022	PT. EDMAR MANDIRI JAYA	22-Jan	04.0-00447-2025	China	Ningbo	FROZEN SKIPJACK	27,000.00	630,531,000
1023	PT. ANEKA TUNA INDONESIA	22-Jan	04.0-00448-2025	Japan	Nagoya, Aichi	SAMPLE OF CANNED TUNA	13.44	179,988
1024	PT. ANEKA TUNA INDONESIA	22-Jan	04.0-00448-2025	Japan	Nagoya, Aichi	SAMPLE OF CANNED TUNA	6.72	89,994
1025	PT. MULTI PRAWN INDONESIA	22-Jan	04.0-00449-2025	Japan	Tokyo	FROZEN SHRIMP	13,143.60	2,149,294,046
1026	PT Sekar Bumi Tbk	22-Jan	04.0-00450-2025	United Kingdom (GB)	Felixstowe	BLACK PINK COOKED CP BLOCK	9,900.00	1,293,672,600
1027	PT. BUMI MENARA INTERNUSA DAMPIT	22-Jan	04.0-00451-2025	United States	Norfolk	FROZEN RAW SHRIMP	13,234.10	2,262,038,543
1028	PT. ANEKA TUNA INDONESIA	22-Jan	P8/KI-D1/04.0/1/2025/000207	Australia	Melbourne	CANNED TUNA	4.25	160,000
1029	PT. NIRWANA SEGARA	22-Jan	04.0-00452-2025	United States	Boston	PASTEURIZED CRAB MEAT	16,344.00	6,824,159,352
1030	CV. MARINA SEJAHTERA	22-Jan	04.0-00453-2025	China	Shanghai Pu Dong Apt	FRESH BELT FISH	2,000.00	94,000,000
1031	CV. PESONA MANDIRI	22-Jan	04.0-00454-2025	China	Fuzhou	FROZEN GROUPER FISH	12,891.60	824,399,772
1032	CV. PESONA MANDIRI	22-Jan	04.0-00454-2025	China	Fuzhou	FROZEN PAMPANO FISH	13,118.80	183,335,230
1033	PT. INTI LAUTAN FAJAR ABADI	22-Jan	04.0-00455-2025	United States	Miami	GROUPE	1,985.80	511,115,133
1034	PT. INTI LAUTAN FAJAR ABADI	22-Jan	04.0-00456-2025	United States	Miami	SNAPPER	102.15	24,261,034
1035	PT. INTI LAUTAN FAJAR ABADI	22-Jan	04.0-00456-2025	United States	Miami	SNAPPER	3,275.61	777,970,477
1036	PT. INTI LAUTAN FAJAR ABADI	22-Jan	04.0-00456-2025	United States	Miami	SNAPPER	27.24	6,469,609
1037	PT. INTI LAUTAN FAJAR ABADI	22-Jan	04.0-00457-2025	United States	Miami	SNAPPER	118.04	16,940,393
1038	PT. INTI LAUTAN FAJAR ABADI	22-Jan	04.0-00457-2025	United States	Miami	SNAPPER	2,424.36	347,929,601
1039	PT. INTI LAUTAN FAJAR ABADI	22-Jan	04.0-00458-2025	United States	Miami	SNAPPER	95.34	13,682,720
1040	PT. INTI LAUTAN FAJAR ABADI	22-Jan	04.0-00458-2025	United States	Miami	SNAPPER	400.43	57,467,711
1041	PT. INTI LAUTAN FAJAR ABADI	22-Jan	04.0-00458-2025	United States	Miami	SNAPPER	9.53	1,367,698
1042	PT. INTI LAUTAN FAJAR ABADI	22-Jan	04.0-00459-2025	United States	Miami	GROUPE	962.48	296,439,990
1043	PT. INTI LAUTAN FAJAR ABADI	22-Jan	04.0-00460-2025	United States	Miami	PARROT FISH	239.71	22,703,653
1044	PT. INTI LAUTAN FAJAR ABADI	22-Jan	04.0-00461-2025	United States	Miami	SNAPPER	54.48	12,840,718
1045	PT. INTI LAUTAN FAJAR ABADI	22-Jan	04.0-00461-2025	United States	Miami	SNAPPER	2,033.92	479,386,808
1046	PT. INTI LAUTAN FAJAR ABADI	22-Jan	04.0-00462-2025	United States	Miami	SNAPPER	40.86	9,925,956
1047	PT. INTI LAUTAN FAJAR ABADI	22-Jan	04.0-00462-2025	United States	Miami	SNAPPER	2,773.94	673,862,148
1048	PT. INTI LAUTAN FAJAR ABADI	22-Jan	04.0-00463-2025	United States	Miami	YELLOWFIN TUNA STEAK	2,724.00	454,937,964
1049	PT. INTI LAUTAN FAJAR ABADI	22-Jan	04.0-00464-2025	United States	Miami	SPANISH MACKEREL	1,362.00	220,084,218
1050	PT. ANEKA TUNA INDONESIA	22-Jan	P8/KI-D1/04.0/1/2025/000208	Australia	Melbourne	CANNED TUNA	13,406.40	1,672,729,934
1051	PT. ANEKA TUNA INDONESIA	22-Jan	P8/KI-D1/04.0/1/2025/000208	Australia	Melbourne	SAMPLE OF CANNED TUNA	0.57	71,040
1052	PT. ANEKA TUNA INDONESIA	22-Jan	P8/KI-D1/04.0/1/2025/000209	Australia	Melbourne	CANNED TUNA	29,376.00	2,589,670,656
1053	PT. ANEKA TUNA INDONESIA	22-Jan	P8/KI-D1/04.0/1/2025/000209	Australia	Melbourne	SAMPLE OF CANNED TUNA	3.83	337,400
1054	PT. INTI LUHUR FUJA ABADI	23-Jan	04.0-00465-2025	China	Fuzhou	FROZEN RIBBONFISH	2,785.10	109,554,694
1055	PT. SEKAR KATOKICHI	23-Jan	04.0-00466-2025	Japan	Kobe	Frozen Breaded Shrimp	9,468.03	1,104,710,804
1056	PT. INTI LUHUR FUJA ABADI	23-Jan	04.0-00467-2025	China	Fuzhou	FROZEN CROAKER FISH	12,246.30	455,784,018
1057	PT. INTI LUHUR FUJA ABADI	23-Jan	04.0-00467-2025	China	Fuzhou	FROZEN CONGER EEL	6,899.10	207,286,909
1058	PT. INTI LUHUR FUJA ABADI	23-Jan	04.0-00467-2025	China	Fuzhou	FROZEN THREADFIN FISH	6,227.10	177,463,632
1059	PT WINAROS KAWULA BAHARI	23-Jan	04.0-00468-2025	United States	New York	White Raw Vannamei PND	453.60	55,525,176
1060	PT WINAROS KAWULA BAHARI	23-Jan	04.0-00468-2025	United States	New York	White Vannamei Nobashi Ebi	7,378.00	1,323,104,118
1061	PT WINAROS KAWULA BAHARI	23-Jan	04.0-00469-2025	United States	New York	White Vannamei Sushi Ebi	2,226.00	644,943,432
1062	PT WINAROS KAWULA BAHARI	23-Jan	04.0-00469-2025	United States	New York	White Vannamei Sushi Ebi Broken	1,814.39	354,054,621

No.	NAMA UPI	TERBIT HC	NO. HC MUTU	NEGARA TUJUAN	PEL. TUJUAN	NAMA PRODUK	VOLUME (KG)	NILAI (RP)
1063	PT WINAROS KAWULA BAHARI	23-Jan	04.0-00469-2025	United States	New York	White Vannamei Sushi Ebi Without Tail	400.00	87,926,000
1064	PT. BUMI MENARA INTERNUSA DAMPIT	23-Jan	04.0-00470-2025	Netherlands	Rotterdam	FROZEN VALUE ADDED SEAFOOD PRODUCT	6,625.00	804,559,875
1065	PT Sekar Bumi Tbk	23-Jan	04.0-00471-2025	United States	Jacksonville	VANNAMEI RAW PD TAIL OFF IQF SHRIMP	14,526.54	1,378,002,111
1066	PT WINAROS KAWULA BAHARI	23-Jan	04.0-00472-2025	United States	Los Angeles	White Vannamei Ebi Fry	7,219.80	780,590,336
1067	PT Sekar Bumi Tbk	23-Jan	04.0-00473-2025	United States	Los Angeles	VANNAMEI RAW EZ PEEL IQF SHRIMP	15,876.00	2,581,104,204
1068	PT. HAKIKI DONARTA	23-Jan	04.0-00474-2025	Korea (South)	Busan (ex Pusan)	AGAR AGAR POWDER	3,000.00	979,320,000
1069	PT. MULTI PRAWN INDONESIA	23-Jan	04.0-00475-2025	Japan	Tokyo	FROZEN SHRIMP	15,282.00	2,535,742,260
1070	PT. AMARTA CARRAGEENAN INDONESIA	23-Jan	P8/KI-D1/04.0/I/2025/000210	India	Mumbai (Ex Bombay)	SRC (CARRAGEENAN KAPPA)	0.20	180,000
1071	PT. SURYA ALAM TUNGGAL	23-Jan	04.0-00476-2025	Vietnam	Cat Lai	RAW HEADLESS BLACK TIGER	11,880.00	1,996,980,480
1072	PT. SURYA ALAM TUNGGAL	23-Jan	04.0-00478-2025	Japan	Tokyo	RAW PEELED WHITE VANNAMEI	15,000.00	1,869,675,000
1073	PT BAHARI SEJAHTERA PERTIWI	23-Jan	04.0-00479-2025	China	Nansha New Pt	FROZEN BIGEYE FISH	16,587.00	472,275,016
1074	PT BAHARI SEJAHTERA PERTIWI	23-Jan	04.0-00479-2025	China	Nansha New Pt	FROZEN LIZARD FISH	8,070.00	105,003,612
1075	PT WINAROS KAWULA BAHARI	23-Jan	04.0-00480-2025	United States	Los Angeles	White Vannamei Tempura	3,120.00	401,740,560
1076	PT. BUMI MENARA INTERNUSA DAMPIT	23-Jan	04.0-00481-2025	Netherlands	Rotterdam	FROZEN VALUE ADDED SEAFOOD PRODUCT	7,825.00	1,044,739,225
1077	PT ANEKA SAKANA INDONESIA	23-Jan	04.0-00482-2025	Japan	Hakata	FROZEN SKIPJACK TUNA WHOLE ROUND	25,000.00	500,000,000
1078	PT. SEKAR KATOKICHI	23-Jan	04.0-00483-2025	United States	Honolulu	Frozen Breaded Shrimp	9,690.04	1,292,331,565
1079	PT ANEKA SAKANA INDONESIA	23-Jan	P8/KI-D1/04.0/I/2025/000211	Thailand	Lat Krabang	FROZEN YELLOWFIN TUNA WHOLE ROUND	24,500.00	490,000,000
1080	PT ANEKA SAKANA INDONESIA	23-Jan	P8/KI-D1/04.0/I/2025/000211	Thailand	Lat Krabang	FROZEN BIGEYE TUNA WHOLE ROUND	500.00	10,000,000
1081	CV. JAVA FISH	23-Jan	P8/KI-D1/04.0/I/2025/000213	Singapore	Singapore Changi	FROZEN SPANISH MACKEREL	175.00	5,250,000
1082	CV. JAVA FISH	23-Jan	P8/KI-D1/04.0/I/2025/000213	Singapore	Singapore Changi	GROUPEL	1,750.00	61,250,000
1083	CV. JAVA FISH	23-Jan	P8/KI-D1/04.0/I/2025/000213	Singapore	Singapore Changi	RED SNAPPER	70.00	3,150,000
1084	CV. JAVA FISH	23-Jan	P8/KI-D1/04.0/I/2025/000213	Singapore	Singapore Changi	SILVER POMFRET	2,800.00	154,000,000
1085	CV. JAVA FISH	23-Jan	P8/KI-D1/04.0/I/2025/000213	Singapore	Singapore Changi	FLATFISH	70.00	1,750,000
1086	CV. JAVA FISH	23-Jan	P8/KI-D1/04.0/I/2025/000213	Singapore	Singapore Changi	Goldband Snapper	700.00	28,000,000
1087	CV. JAVA FISH	23-Jan	P8/KI-D1/04.0/I/2025/000213	Singapore	Singapore Changi	BARRAMUNDI SKIN ON	105.00	3,150,000
1088	CV. JAVA FISH	23-Jan	P8/KI-D1/04.0/I/2025/000213	Singapore	Singapore Changi	THREADFIN BLUE	2,205.00	77,175,000
1089	CV. JAVA FISH	23-Jan	P8/KI-D1/04.0/I/2025/000213	Singapore	Singapore Changi	SAND WHITING FISH	1,050.00	26,250,000
1090	CV. JAVA FISH	23-Jan	P8/KI-D1/04.0/I/2025/000213	Singapore	Singapore Changi	FRESH LEATHER JACKET FISH	70.00	2,450,000
1091	CV. JAVA FISH	23-Jan	P8/KI-D1/04.0/I/2025/000214	Singapore	Singapore Changi	SLIPPER LOBSTER	100.00	6,000,000
1092	CV. JAVA FISH	23-Jan	P8/KI-D1/04.0/I/2025/000214	Singapore	Singapore Changi	FRESH WHITE SHRIMP	3,320.00	166,000,000
1093	CV. JAVA FISH	23-Jan	P8/KI-D1/04.0/I/2025/000212	Singapore	Singapore Changi	Hairtail	950.00	42,750,000
1094	CV. JAVA FISH	23-Jan	P8/KI-D1/04.0/I/2025/000212	Singapore	Singapore Changi	TENGGIRI	1,500.00	60,000,000
1095	PT GREEN ONE BIOTECHNOLOGY	23-Jan	04.0-00484-2025	China	Xiamen	KAPPA SEMI REFINED CARRAGEENAN	14,700.00	1,430,589,300
1096	PT. MULTI PRAWN INDONESIA	23-Jan	04.0-00485-2025	Japan	Osaka	FROZEN SHRIMP	10,368.00	1,759,936,896

No.	NAMA UPI	TERBIT HC	NO. HC MUTU	NEGARA TUJUAN	PEL. TUJUAN	NAMA PRODUK	VOLUME (KG)	NILAI (RP)
1097	PT. ANEKA TUNA INDONESIA	23-Jan	04.0-00486-2025	Japan	Naha, Okinawa	CANNED TUNA	6,451.20	639,933,235
1098	PT.Hongxin Algae International	23-Jan	P8/KI-D1/04.0/I/2025/000218	China	Xiamen	Semi Refined Carrageenan	28,000.00	2,721,600,000
1099	PT. PHILLIPS SEAFOODS INDONESIA	23-Jan	04.0-00487-2025	United States	Baltimore	FROZEN FISH BARRAMUNDI	13,620.00	2,434,207,260
1100	PT.Hongxin Algae International	23-Jan	P8/KI-D1/04.0/I/2025/000219	China	Xiamen	Semi Refined Carrageenan	28,000.00	2,721,600,000
1101	PT BAHARI SEJAHTERA PERTIWI	23-Jan	04.0-00489-2025	China	Nansha New Pt	FROZEN ORANGE GOATFISH	7,506.00	187,458,597
1102	PT BAHARI SEJAHTERA PERTIWI	23-Jan	04.0-00489-2025	China	Nansha New Pt	FROZEN BIGEYE FISH	11,520.00	333,558,144
1103	PT BAHARI SEJAHTERA PERTIWI	23-Jan	04.0-00489-2025	China	Nansha New Pt	FROZEN SEA BREAM FISH	4,824.00	133,688,959
1104	PT. ANEKA TUNA INDONESIA	23-Jan	P8/KI-D1/04.0/I/2025/000215	Australia	Sydney	CANNED TUNA	17,107.20	968,130,662
1105	PT. ANEKA TUNA INDONESIA	23-Jan	P8/KI-D1/04.0/I/2025/000217	Saudi Arabia	Ad Dammam	CANNED TUNA	19,420.80	987,780,730
1106	PT. ANEKA TUNA INDONESIA	23-Jan	P8/KI-D1/04.0/I/2025/000217	Saudi Arabia	Ad Dammam	CANNED TUNA	25,804.80	2,137,488,998
1107	CV. PESONA MANDIRI	23-Jan	04.0-00490-2025	China	Mawei	FROZEN PAMPANO FISH	3,993.40	84,101,004
1108	CV. PESONA MANDIRI	23-Jan	04.0-00490-2025	China	Mawei	FROZEN MALABAR SNAPPER	384.10	22,400,712
1109	CV. PESONA MANDIRI	23-Jan	04.0-00490-2025	China	Mawei	FROZEN THREADFIN FISH	8,802.30	314,782,571
1110	CV. PESONA MANDIRI	23-Jan	04.0-00490-2025	China	Mawei	FROZEN CONGER EEL	14,533.70	423,802,692
1111	CV. PESONA MANDIRI	23-Jan	04.0-00491-2025	China	Mawei	FROZEN RIBBON FISH	2,754.10	80,309,556
1112	CV. PESONA MANDIRI	23-Jan	04.0-00491-2025	China	Mawei	FROZEN CROAKER FISH	2,274.10	92,101,050
1113	CV. PESONA MANDIRI	23-Jan	04.0-00491-2025	China	Mawei	FROZEN MALABAR SNAPPER	3,342.50	183,863,906
1114	CV. PESONA MANDIRI	23-Jan	04.0-00491-2025	China	Mawei	FROZEN CONGER EEL	18,544.60	660,784,896
1115	PT. VARIA NIAGA NUSANTARA	23-Jan	04.0-00492-2025	Belgium	Antwerpen	FROZEN CATFISH WHOLE GUTTED	20,680.00	590,868,960
1116	CV. PESONA MANDIRI	23-Jan	04.0-00493-2025	China	Nansha	FROZEN THREADFIN FISH	27,508.80	1,015,630,398
1117	PT. VARIA NIAGA NUSANTARA	23-Jan	04.0-00494-2025	France	Le Havre	FROZEN LITTLE TUNA STEAKS	5,008.00	261,647,968
1118	PT. VARIA NIAGA NUSANTARA	23-Jan	04.0-00494-2025	France	Le Havre	FROZEN KAWA WR	5,000.00	167,350,000
1119	PT. VARIA NIAGA NUSANTARA	23-Jan	04.0-00495-2025	France	Le Havre	FROZEN RED SNAPPER STEAK	4,800.00	532,915,200
1120	PT. VARIA NIAGA NUSANTARA	23-Jan	04.0-00495-2025	France	Le Havre	FROZEN EMPEROR STEAK	4,000.00	303,684,000
1121	PT. VARIA NIAGA NUSANTARA	23-Jan	04.0-00495-2025	France	Le Havre	FROZEN EMPEROR WGS	2,190.00	105,481,350
1122	PT. ANEKA TUNA INDONESIA	23-Jan	P8/KI-D1/04.0/I/2025/000220	Saudi Arabia	Ad Dammam	CANNED TUNA	59,140.80	3,885,136,574
1123	PT. MEGA MARINE PRIDE	23-Jan	04.0-00496-2025	Germany	Frankfurt/Main	FROZEN RED ARGENTINA SHRIMP	1.82	395,987
1124	PT BAHARI SEJAHTERA PERTIWI	23-Jan	04.0-00497-2025	China	Nansha New Pt	FROZEN SEA BREAM FISH	18,180.00	487,751,220
1125	PT BAHARI SEJAHTERA PERTIWI	23-Jan	04.0-00498-2025	China	Nansha New Pt	FROZEN CUTTLEFISH	5,000.00	492,473,000
1126	PT Sekar Bumi Tbk	23-Jan	04.0-00499-2025	Canada	Toronto	FROZEN VANNAMEI COOKED PD TAIL ON IQF SHRIMP	8,164.80	1,237,832,669
1127	PT Sekar Bumi Tbk	23-Jan	04.0-00500-2025	Canada	Toronto	VANNAMEI RAW EZ PEEL IQF SHRIMP	7,620.48	874,808,243
1128	PT Sekar Bumi Tbk	23-Jan	P8/KI-D1/04.0/I/2025/000221	Puerto Rico	San Juan	VANNAMEI COOKED PD TO IQF	15,972.39	2,180,678,462
1129	PT. MEGA MARINE PRIDE	23-Jan	04.0-00501-2025	Germany	Frankfurt/Main	FROZEN RAW SHRIMPS	9.98	1,664,933
1130	PT. ANEKA TUNA INDONESIA	23-Jan	P8/KI-D1/04.0/I/2025/000222	Saudi Arabia	Ad Dammam	CANNED TUNA	20,736.00	924,182,784
1131	PT. ANEKA TUNA INDONESIA	23-Jan	P8/KI-D1/04.0/I/2025/000222	Saudi Arabia	Ad Dammam	CANNED TUNA	17,203.20	1,389,691,699
1132	PT. SEKAR LAUT, TBK.	23-Jan	P8/KI-D1/04.0/I/2025/000224	Saudi Arabia	Riyadh Dry Port	FRIED SHRIMP CRACKERS	1,710.94	224,631,024
1133	PT Sekar Bumi Tbk	23-Jan	P8/KI-D1/04.0/I/2025/000226	Puerto Rico	San Juan	VANNAMEI COOKED PD TO IQF	15,972.39	2,180,678,462
1134	PT. TRIDAYA JAYA MANUNGGAL	23-Jan	04.0-00502-2025	United States	Miami	Frozen Crimson Fillet	10,669.00	1,970,254,899
1135	PT. TRIDAYA JAYA MANUNGGAL	23-Jan	04.0-00502-2025	United States	Miami	Frozen Snapper Fillet	6,977.98	1,499,016,642

No.	NAMA UPI	TERBIT HC	NO. HC MUTU	NEGARA TUJUAN	PEL. TUJUAN	NAMA PRODUK	VOLUME (KG)	NILAI (RP)
1136	PT. INDONESIA LIFA ALGAE KARAGINAN INTERNATIONAL	23-Jan	P8/KI-D1/04.0/I/2025/000227	Turkey	Sabiha Gokcen Apt/Istanbul	Semi Refined Carrageenan Powder	0.20	32,564
1137	PT. ANEKA TUNA INDONESIA	23-Jan	P8/KI-D1/04.0/I/2025/000228	Australia	Melbourne	CANNED TUNA	13,406.40	1,313,344,570
1138	PT. ANEKA TUNA INDONESIA	23-Jan	P8/KI-D1/04.0/I/2025/000228	Australia	Melbourne	SAMPLE OF CANNED TUNA	0.57	55,680
1139	PT. ANEKA TUNA INDONESIA	23-Jan	P8/KI-D1/04.0/I/2025/000229	Saudi Arabia	Ad Dammam	CANNED TUNA	39,427.20	2,590,721,885
1140	PT. ANEKA TUNA INDONESIA	23-Jan	P8/KI-D1/04.0/I/2025/000230	Saudi Arabia	Ad Dammam	CANNED TUNA	17,280.00	1,399,680,000
1141	PT. VARIA NIAGA NUSANTARA	23-Jan	04.0-00503-2025	France	Le Havre	FROZEN EMPEROR SLICES	7,000.00	531,447,000
1142	PT. SEKAR LAUT, TBK.	23-Jan	P8/KI-D1/04.0/I/2025/000231	Saudi Arabia	Riyadh Dry Port	SAMBAL TERASI	450.00	29,627,550
1143	PT. ANEKA TUNA INDONESIA	23-Jan	P8/KI-D1/04.0/I/2025/000232	Saudi Arabia	Ad Dammam	CANNED TUNA	34,406.40	2,779,383,398
1144	PT. VARIA NIAGA NUSANTARA	23-Jan	04.0-00504-2025	France	Le Havre	FROZEN CATFISH WHOLE GUTTED	4,201.60	137,199,046
1145	PT. ANEKA TUNA INDONESIA	23-Jan	P8/KI-D1/04.0/I/2025/000233	Saudi Arabia	Ad Dammam	CANNED TUNA	34,560.00	2,624,382,720
1146	PT. SINDABAD MARINE PIONEER	23-Jan	04.0-00505-2025	Korea (South)	Busan (ex Pusan)	DRIED FLYING FISH ROE	2,000.00	1,440,000,000
1147	PT. VARIA NIAGA NUSANTARA	23-Jan	04.0-00506-2025	France	Le Havre	FROZEN LONGTAIL TUNA TONGGOL SLICES	4,664.00	251,291,656
1148	PT. VARIA NIAGA NUSANTARA	23-Jan	04.0-00506-2025	France	Le Havre	FROZEN MAHI MAHI SLICES	4,752.00	248,272,992
1149	PT. BUMI MENARA INTERNUSA DAMPIT	23-Jan	04.0-00507-2025	United States	Savannah	FROZEN VALUE ADDED SEAFOOD PRODUCT	14,676.91	1,800,034,950
1150	PT. ANEKA TUNA INDONESIA	23-Jan	04.0-00508-2025	Vietnam	Hanoi	SAMPLE OF CANNED TUNA	1.76	26,998
1151	PT. MEGA MARINE PRIDE	23-Jan	04.0-00509-2025	Germany	Frankfurt/Main	FROZEN COOK SHRIMPS	2.72	564,936
1152	PT. SURYA ALAM TUNGGAL	23-Jan	04.0-00510-2025	Japan	Tokyo	RAW PEELED WHITE VANNAMEI	16,200.00	2,081,165,400
1153	PT. SINDABAD MARINE PIONEER	23-Jan	04.0-00511-2025	Korea (South)	Busan (ex Pusan)	FROZEN GIANT OCTOPUS BOILED CUT	1,620.00	213,840,000
1154	PT. SINDABAD MARINE PIONEER	23-Jan	04.0-00511-2025	Korea (South)	Busan (ex Pusan)	FROZEN GIANT OCTOPUS BOILED SLICE	1,136.00	173,808,000
1155	PT. ANEKA TUNA INDONESIA	23-Jan	04.0-00512-2025	Japan	Nagoya, Aichi	SAMPLE OF POUCHED TUNA	12.00	120,000
1156	PT. ANEKA TUNA INDONESIA	23-Jan	04.0-00512-2025	Japan	Nagoya, Aichi	SAMPLE OF POUCHED TUNA	50.00	150,000
1157	PT. LEGONG BALI NUSANTARA	23-Jan	P8/KI-D1/04.0/I/2025/000235	Saudi Arabia	Jeddah	ALOHA PRAWN CRACKERS	1,428.00	132,387,024
1158	PT. LEGONG BALI NUSANTARA	23-Jan	P8/KI-D1/04.0/I/2025/000235	Saudi Arabia	Jeddah	ALOHA SHRIMPS CRACKERS EXPORT	1,872.00	173,549,376
1159	PT. LEGONG BALI NUSANTARA	23-Jan	P8/KI-D1/04.0/I/2025/000235	Saudi Arabia	Jeddah	ALOHA SHRIMPS CRACKERS NEW RED	1,368.00	126,824,544
1160	PT. LEGONG BALI NUSANTARA	23-Jan	P8/KI-D1/04.0/I/2025/000235	Saudi Arabia	Jeddah	ALOHA SHRIMPS CRACKERS SUPER	1,692.00	156,861,936
1161	PT. LEGONG BALI NUSANTARA	23-Jan	P8/KI-D1/04.0/I/2025/000235	Saudi Arabia	Jeddah	AMIGO SHRIMP CRACKERS BIG RED	900.00	60,999,300
1162	PT. LEGONG BALI NUSANTARA	23-Jan	P8/KI-D1/04.0/I/2025/000235	Saudi Arabia	Jeddah	AMIGO SHRIMP CRACKERS BIG WHITE	1,200.00	81,332,400
1163	PT. LEGONG BALI NUSANTARA	23-Jan	P8/KI-D1/04.0/I/2025/000235	Saudi Arabia	Jeddah	AMIGO SHRIMP CRACKERS SMALL RED	2,400.00	162,664,800
1164	PT. LEGONG BALI NUSANTARA	23-Jan	P8/KI-D1/04.0/I/2025/000235	Saudi Arabia	Jeddah	AMIGO SHRIMPS CRACKERS SMALL WHITE	960.00	65,065,920
1165	PT. LEGONG BALI NUSANTARA	23-Jan	P8/KI-D1/04.0/I/2025/000235	Saudi Arabia	Jeddah	DELTA SHRIMP CRACKER BOX RED	1,440.00	99,439,200

No.	NAMA UPI	TERBIT HC	NO. HC MUTU	NEGARA TUJUAN	PEL. TUJUAN	NAMA PRODUK	VOLUME (KG)	NILAI (RP)
1166	PT. LEGONG BALI NUSANTARA	23-Jan	P8/KI-D1/04.0/I/2025/000235	Saudi Arabia	Jeddah	DELTA SHRIMPS CRACKERS BOX BLUE	2,160.00	149,158,800
1167	PT. LEGONG BALI NUSANTARA	23-Jan	P8/KI-D1/04.0/I/2025/000235	Saudi Arabia	Jeddah	MENARA SHRIMPS CRACKERS RED	546.00	37,702,938
1168	PT. LEGONG BALI NUSANTARA	23-Jan	P8/KI-D1/04.0/I/2025/000235	Saudi Arabia	Jeddah	MENARA SHRIMPS CRACKERS WHITE	756.00	52,204,068
1169	PT. LEGONG BALI NUSANTARA	23-Jan	P8/KI-D1/04.0/I/2025/000235	Saudi Arabia	Jeddah	PUTRA BALI SHRIMPS CRACKERS BIG WHITE	1,260.00	83,650,140
1170	PT. LEGONG BALI NUSANTARA	23-Jan	P8/KI-D1/04.0/I/2025/000235	Saudi Arabia	Jeddah	PUTRA BALI SHRIMPS CRACKERS SMALL WHITE	1,200.00	79,666,800
1171	PT. LEGONG BALI NUSANTARA	23-Jan	P8/KI-D1/04.0/I/2025/000235	Saudi Arabia	Jeddah	SARI UDANG MURNI SHRIMPS CRACKERS BIG WHITE	480.00	32,532,960
1172	PT. SURYA ALAM TUNGGAL	23-Jan	04.0-00513-2025	Japan	Tokyo	RAW PEELED BLACK TIGER	11,826.00	1,539,189,378
1173	PT. ANEKA TUNA INDONESIA	23-Jan	P8/KI-D1/04.0/I/2025/000236	Saudi Arabia	Ad Dammam	CANNED TUNA	19,420.80	942,083,587
1174	PT. ANEKA TUNA INDONESIA	23-Jan	P8/KI-D1/04.0/I/2025/000236	Saudi Arabia	Ad Dammam	CANNED TUNA	39,427.20	2,763,452,448
1175	PT. MEGA MARINE PRIDE	23-Jan	04.0-00514-2025	Korea (South)	Incheon	FROZEN RED ARGENTINA SHRIMP	9,744.00	2,944,344,480
1176	PT WINAROS KAWULA BAHARI	24-Jan	04.0-00515-2025	Japan	Tokyo	White Cooked Vannamei Frozen Shrimp	60.00	8,669,580
1177	PT. EDMAR MANDIRI JAYA	24-Jan	04.0-00516-2025	Japan	Hakata	FROZEN SKIPJACK	25,500.00	645,303,000
1178	PT WINAROS KAWULA BAHARI	24-Jan	04.0-00517-2025	Japan	Tokyo	White Raw Vannamei Frozen Shrimp	17,676.00	2,561,464,512
1179	PT. CENTRAM	24-Jan	04.0-00518-2025	Japan	Tokyo	CARRAGEENAN	9,600.00	2,345,664,000
1180	CV. JAVA FISH	24-Jan	P8/KI-D1/04.0/I/2025/000237	Singapore	Singapore Changi	SLIPPER LOBSTER	100.00	6,000,000
1181	CV. JAVA FISH	24-Jan	P8/KI-D1/04.0/I/2025/000237	Singapore	Singapore Changi	FRESH WHITE SHRIMP	3,360.00	168,000,000
1182	UD. PIALA	24-Jan	04.0-00519-2025	Japan	Tokyo	FROZEN SHRIMP	11,880.00	2,020,871,160
1183	CV. JAVA FISH	24-Jan	P8/KI-D1/04.0/I/2025/000238	Singapore	Singapore Changi	Hairtail	1,050.00	47,250,000
1184	CV. JAVA FISH	24-Jan	P8/KI-D1/04.0/I/2025/000238	Singapore	Singapore Changi	TENGGIRI	1,500.00	60,000,000
1185	CV. JAVA FISH	24-Jan	P8/KI-D1/04.0/I/2025/000239	Singapore	Singapore Changi	FROZEN SPANISH MACKEREL	175.00	5,250,000
1186	CV. JAVA FISH	24-Jan	P8/KI-D1/04.0/I/2025/000239	Singapore	Singapore Changi	GROUPEL	1,750.00	61,250,000
1187	CV. JAVA FISH	24-Jan	P8/KI-D1/04.0/I/2025/000239	Singapore	Singapore Changi	RED SNAPPER	70.00	3,150,000
1188	CV. JAVA FISH	24-Jan	P8/KI-D1/04.0/I/2025/000239	Singapore	Singapore Changi	SILVER POMFRET	2,800.00	154,000,000
1189	CV. JAVA FISH	24-Jan	P8/KI-D1/04.0/I/2025/000239	Singapore	Singapore Changi	FLATFISH	70.00	1,750,000
1190	CV. JAVA FISH	24-Jan	P8/KI-D1/04.0/I/2025/000239	Singapore	Singapore Changi	Goldband Snapper	700.00	28,000,000
1191	CV. JAVA FISH	24-Jan	P8/KI-D1/04.0/I/2025/000239	Singapore	Singapore Changi	BARRAMUNDI SKIN ON	105.00	3,150,000
1192	CV. JAVA FISH	24-Jan	P8/KI-D1/04.0/I/2025/000239	Singapore	Singapore Changi	THREADFIN BLUE	2,345.00	82,075,000
1193	CV. JAVA FISH	24-Jan	P8/KI-D1/04.0/I/2025/000239	Singapore	Singapore Changi	SAND WHITING FISH	1,050.00	26,250,000
1194	CV. JAVA FISH	24-Jan	P8/KI-D1/04.0/I/2025/000239	Singapore	Singapore Changi	FRESH LEATHER JACKET FISH	70.00	2,450,000
1195	PT. MEGA MARINE PRIDE	24-Jan	04.0-00520-2025	Netherlands	Rotterdam	FROZEN RAW SHRIMPS	16,000.00	2,423,808,000
1196	CV. MARINA SEJAHTERA	24-Jan	04.0-00521-2025	China	Xiamen	FRESH BELT FISH	2,100.00	98,700,000
1197	PT. SEKAR LAUT, TBK.	24-Jan	04.0-00522-2025	United Kingdom (GB)	Southampton	SHRIMP CRACKERS	12,950.00	615,086,150
1198	PT. BUMI MENARA INTERNUSA DAMPIT	24-Jan	04.0-00523-2025	United States	New York	FROZEN FISH	18,977.20	2,951,770,620
1199	PT. INTI LUHUR FUJA ABADI	24-Jan	04.0-00524-2025	Taiwan	Kaohsiung	FROZEN SQUID	25,195.50	1,442,190,420
1200	PT. ANEKA TUNA INDONESIA	24-Jan	P8/KI-D1/04.0/I/2025/000241	United Arab Emirates	Jebel Ali	CANNED TUNA	46,080.00	1,957,939,200

No.	NAMA UPI	TERBIT HC	NO. HC MUTU	NEGARA TUJUAN	PEL. TUJUAN	NAMA PRODUK	VOLUME (KG)	NILAI (RP)
1201	PT Sekar Bumi Tbk	24-Jan	04.0-00525-2025	United States	Savannah	VANNAMEI RAW PD TAIL ON IQF SHRIMP	14,859.94	2,121,791,393
1202	PT. SEKAR LAUT, TBK.	24-Jan	04.0-00526-2025	Taiwan	Keelung (Chilung)	SHRIMP CRACKERS	7,752.00	486,329,472
1203	PT Sekar Bumi Tbk	24-Jan	04.0-00527-2025	United States	New York	VANNAMEI RAW PD TAIL ON IQF SHRIMP	15,876.00	2,743,563,312
1204	PT Sekar Bumi Tbk	24-Jan	04.0-00528-2025	United States	New York	VANNAMEI RAW PD TAIL ON IQF SHRIMP	15,876.00	3,155,878,908
1205	PT. SEKAR LAUT, TBK.	24-Jan	04.0-00529-2025	Taiwan	Keelung (Chilung)	Fish Crackers	2,280.00	164,287,680
1206	PT. AMARTA CARRAGEENAN INDONESIA	24-Jan	P8/KI-D1/04.0/I/2025/000242	Russian Federation	Vladivostok	SEMI REFINED KAPPA CARRAGEENAN	20,000.00	3,810,000,000
1207	PT. BUMI MENARA INTERNUSA DAMPIT	24-Jan	04.0-00530-2025	United States	Savannah	FROZEN VALUE ADDED SEAFOOD PRODUCT	16,344.00	2,009,985,120
1208	PT. SUKSES LAUTAN INDONESIA	24-Jan	04.0-00531-2025	China	Mawei	FROZEN RED SNAPPER WHOLE ROUND	16,363.50	1,689,351,377
1209	PT. SUKSES LAUTAN INDONESIA	24-Jan	04.0-00531-2025	China	Mawei	FROZEN SNAPPER WHOLE ROUND	402.10	39,529,044
1210	PT. SUKSES LAUTAN INDONESIA	24-Jan	04.0-00531-2025	China	Mawei	FROZEN THREADFIN FISH WHOLE GUTTED	9,934.40	340,420,098
1211	PT.KARYA KENCANA SUMBER SARI	24-Jan	P8/KI-D1/04.0/I/2025/000243	Singapore	Singapore Changi	SHRIMP CRACKERS	9,830.00	497,889,500
1212	PT. BUMI MENARA INTERNUSA DAMPIT	24-Jan	04.0-00532-2025	United States	Los Angeles	FROZEN VALUE ADDED SEAFOOD PRODUCT	14,728.33	1,325,932,637
1213	PT. GEMA ISTA RAYA	24-Jan	P8/KI-D1/04.0/I/2025/000244	Guinea	Conakry	Canned Sardines	0.50	13,000
1214	PT. SUKSES LAUTAN INDONESIA	24-Jan	P8/KI-D1/04.0/I/2025/000240	Mexico	Manzanillo	FROZEN RED SNAPPER FILLET	8,990.00	1,239,505,240
1215	PT. EDMAR MANDIRI JAYA	24-Jan	04.0-00533-2025	Japan	Hakata	FROZEN OCTOPUS	3.00	146,484
1216	PT. MEGA MARINE PRIDE	24-Jan	04.0-00534-2025	Japan	Tokyo	FROZEN RED ARGENTINA SHRIMP	10,031.60	2,993,780,546
1217	PT. SAMUDRA KENCANA MINA	24-Jan	04.0-00535-2025	Greece	Piraeus	FROZEN OCTOPUS	19,000.00	1,520,000,000
1218	PT. ANEKA TUNA INDONESIA	24-Jan	P8/KI-D1/04.0/I/2025/000246	United Arab Emirates	Jebel Ali	CANNED TUNA	18,432.00	963,348,480
1219	PT. BUMI MENARA INTERNUSA DAMPIT	24-Jan	04.0-00542-2025	United States	Los Angeles	FROZEN VALUE ADDED SEAFOOD PRODUCT	14,982.00	1,394,869,146
1220	CV. SINAR TIRTA	24-Jan	04.0-00541-2025	Taiwan	Kaohsiung	FROZEN SQUID	22,401.60	1,254,489,600
1221	PT WINAROS KAWULA BAHARI	24-Jan	04.0-00540-2025	Japan	Tokyo	White Cooked Vannamei Frozen Shrimp	600.00	86,695,800
1222	PT WINAROS KAWULA BAHARI	24-Jan	04.0-00539-2025	Japan	Tokyo	White Raw Vannamei Frozen Shrimp	17,676.00	2,561,464,512
1223	PT Sekar Bumi Tbk	24-Jan	04.0-00544-2025	Korea (South)	Busan (ex Pusan)	FROZEN OCTOPUS	8,500.00	1,074,034,500
1224	PT. SUKSES LAUTAN INDONESIA	24-Jan	04.0-00536-2025	China	Mawei	FROZEN THREADFIN FISH WHOLE GUTTED	26,449.60	958,832,384
1225	PT. SUKSES LAUTAN INDONESIA	24-Jan	04.0-00536-2025	China	Mawei	FROZEN THREADFIN FISH WHOLE ROUND	1,150.40	44,791,399
1226	PT. ANEKA TUNA INDONESIA	24-Jan	04.0-00545-2025	Japan	Narita Apt/Tokyo	SAMPLE OF FISH EXTRACT YF	1.00	24,000
1227	PT. ANEKA TUNA INDONESIA	24-Jan	04.0-00547-2025	Japan	Nagoya, Aichi	SAMPLE OF FISH EXTRACT YF	0.50	12,000
1228	PT. BUMI MENARA INTERNUSA DAMPIT	24-Jan	04.0-00537-2025	United States	Los Angeles	FROZEN VALUE ADDED SEAFOOD PRODUCT	14,550.70	1,488,711,218

No.	NAMA UPI	TERBIT HC	NO. HC MUTU	NEGARA TUJUAN	PEL. TUJUAN	NAMA PRODUK	VOLUME (KG)	NILAI (RP)
1229	PT. SUKSES LAUTAN INDONESIA	24-Jan	04.0-00538-2025	China	Mawei	FROZEN RED SNAPPER WHOLE ROUND	20,228.40	1,981,887,604
1230	PT. SUKSES LAUTAN INDONESIA	24-Jan	04.0-00538-2025	China	Mawei	FROZEN THREADFIN FISH WHOLE GUTTED	6,108.40	218,209,152
1231	PT. SUKSES LAUTAN INDONESIA	24-Jan	04.0-00538-2025	China	Mawei	FROZEN THREADFIN FISH WHOLE ROUND	281.10	10,705,131
1232	PT. AGROMINA WICAKSANA	24-Jan	P8/KI-D1/04.0/I/2025/000245	Oman	Sohar	FROZEN WHOLE ROUND KINGFISH	22,364.85	1,520,809,800
1233	PT. SAMUDRA KENCANA MINA	24-Jan	04.0-00543-2025	Vietnam	Ho Chi Minh City	FROZEN CUTTLE FISH	27,500.60	1,494,327,603
1234	PT. SOUTHERN MARINE PRODUCTS	25-Jan	P8/KI-D1/04.0/I/2025/000247	Malaysia	Penang	FROZEN FISH PASTE	25,000.00	1,000,000,000
1235	PT. INDO LAUT JAYA	25-Jan	P8/KI-D1/04.0/I/2025/000248	Malaysia	Kuala Lumpur	DRIED SEA CUCUMBER	135.00	20,250,000
1236	PT GREEN ONE BIOTEKNOLOGY	25-Jan	P8/KI-D1/04.0/I/2025/000249	Spain	Pontevedra	SEMI REFINED CARRAGEENAN	0.12	13,084
1237	PT. SAMUDRA KENCANA MINA	25-Jan	P8/KI-D1/04.0/I/2025/000250	Australia	Melbourne	FROZEN SLIPPER LOBSTER	6,860.00	1,270,472,000
1238	PT. REX CANNING	25-Jan	04.0-00549-2025	United States	New York	CANNED BABY CLAM IN BRINE	14,263.00	757,493,667
1239	PT Sekar Bumi Tbk	25-Jan	04.0-00550-2025	United States	Jacksonville	VANNAMEI RAW PD TAIL OFF IQF SHRIMP	16,329.60	2,289,720,182
1240	PT. REX CANNING	25-Jan	04.0-00548-2025	United States	Savannah	CANNED CRABMEAT IN BRINE	12,240.00	1,576,695,600
1241	PT Sekar Bumi Tbk	28-Jan	04.0-00551-2025	Korea (South)	Busan (ex Pusan)	FROZEN BOILED ABALONE MEAT	8,500.00	2,698,478,000
1242	PT. SUKSES LAUTAN INDONESIA	28-Jan	04.0-00552-2025	France	Le Havre	FROZEN CATFISH WHOLE GUTTED	17,740.80	632,385,009
1243	PT. LOUISIANA FAR EAST	30-Jan	04.0-00553-2025	France	Le Havre	EBI PANKO PRAWN	9,120.00	1,016,788,800
1244	PT. INTI LAUTAN FAJAR ABADI	30-Jan	P8/KI-D1/04.0/I/2025/000251	Malaysia	Penang	RED SNAPPER BONES	25,000.00	227,500,000
1245	PT. LOUISIANA FAR EAST	30-Jan	04.0-00554-2025	France	Le Havre	FROZEN RED MULLET	2,712.00	361,951,656
1246	PT WINAROS KAWULA BAHARI	30-Jan	04.0-00555-2025	Japan	Tokyo	White Vannamei Ebi Fry	3,570.00	552,821,640
1247	PT WINAROS KAWULA BAHARI	30-Jan	04.0-00556-2025	Japan	Tokyo	White Raw Vannamei Frozen Shrimp	4,012.80	544,436,640
1248	PT WINAROS KAWULA BAHARI	30-Jan	04.0-00556-2025	Japan	Tokyo	White Vannamei Nobashi Ebi	6,294.00	1,012,767,540
1249	PT. BUMI MENARA INTERNUSA DAMPIT	30-Jan	04.0-00557-2025	United States	New York	FROZEN FISH	18,160.00	2,669,084,160
1250	PT. SEKAR LAUT, TBK.	30-Jan	04.0-00558-2025	Netherlands	Rotterdam	FRIED SHRIMP CRACKERS	703.64	98,494,824
1251	PT. BUMI MENARA INTERNUSA DAMPIT	30-Jan	04.0-00559-2025	United States	Norfolk	FROZEN VALUE ADDED SEAFOOD PRODUCT	10,554.00	2,094,874,014
1252	PT. BUMI MENARA INTERNUSA DAMPIT	30-Jan	04.0-00560-2025	United States	Norfolk	FROZEN COOK SHRIMP	1,250.00	195,280,000
1253	PT. BUMI MENARA INTERNUSA DAMPIT	30-Jan	04.0-00561-2025	United States	Savannah	FROZEN VALUE ADDED SEAFOOD PRODUCT	14,382.72	1,643,700,390
1254	PT. SEKAR LAUT, TBK.	30-Jan	04.0-00562-2025	Netherlands	Rotterdam	SHRIMP CHILI PASTE	4,031.04	283,696,533
1255	PT BAHARI SEJAHTERA PERTIWI	30-Jan	P8/KI-D1/04.0/I/2025/000223	Egypt	Damietta	FROZEN LIZARD FISH (WHOLE ROUND) MERLUCCIIDAE	75,000.00	1,190,625,000
1256	PT. BUMI MENARA INTERNUSA DAMPIT	30-Jan	04.0-00563-2025	United States	Savannah	FROZEN VALUE ADDED SEAFOOD PRODUCT	15,052.82	1,664,871,998
1257	PT Sekar Bumi Tbk	30-Jan	04.0-00564-2025	United States	New York	FROZEN VANNAMEI COOKED PD TAIL ON IQF SHRIMP	15,422.40	2,256,142,896

No.	NAMA UPI	TERBIT HC	NO. HC MUTU	NEGARA TUJUAN	PEL. TUJUAN	NAMA PRODUK	VOLUME (KG)	NILAI (RP)
1258	PT Sekar Bumi Tbk	30-Jan	04.0-00565-2025	United States	New York	VANNAMEI RAW EZ PEEL IQF SHRIMP	15,876.00	1,990,691,640
1259	PT Sekar Bumi Tbk	30-Jan	04.0-00566-2025	United States	Seattle	VANNAMEI COOKED IN SHELL PD TAIL ON IQF SHRIMP	14,696.64	2,611,357,782
1260	PT Sekar Bumi Tbk	30-Jan	04.0-00567-2025	United States	Seattle	VANNAMEI RAW PD TAIL ON IQF SHRIMP	14,696.64	1,730,779,203
1261	PT Sekar Bumi Tbk	30-Jan	04.0-00568-2025	United States	Miami	VANNAMEI COOKED PD TAIL OFF IQF SHRIMP	7,711.20	984,566,016
1262	PT Sekar Bumi Tbk	30-Jan	04.0-00569-2025	United States	Mobile	VANNAMEI RAW PD TAIL ON/OFF IQF SHRIMP	14,968.80	2,040,127,690
1263	PT. REX CANNING	30-Jan	04.0-00570-2025	Canada	Vancouver Apt	CANNED CRABMEAT IN BRINE	2.55	367,243
1264	PT Sekar Bumi Tbk	30-Jan	04.0-00571-2025	United States	Miami	VANNAMEI RAW EZ PEEL IQF SHRIMP	8,618.40	963,373,370
1265	PT BAHARI SEJAHTERA PERTIWI	30-Jan	P8/KI-D1/04.0/1/2025/000252	Egypt	PORT SAID WEST	Frozen Whole Round Lizard Fish	25,000.00	429,370,000
1266	PT. REX CANNING	30-Jan	04.0-00572-2025	France	Charles de Gaulle Apt/Paris	CANNED CRABMEAT IN BRINE	1.36	195,863
1267	PT. GEMA ISTA RAYA	30-Jan	P8/KI-D1/04.0/1/2025/000253	Dominican Republic	Caucedo	Canned Sardines	20,313.00	718,247,367
1268	PT Sekar Bumi Tbk	30-Jan	04.0-00573-2025	Belgium	Antwerpen	Frozen Froglegs	2,500.00	277,092,500
1269	PT. BUMI MENARA INTERNUSA DAMPIT	30-Jan	04.0-00574-2025	United States	Savannah	FROZEN VALUE ADDED SEAFOOD PRODUCT	15,820.99	1,913,453,815
1270	PT Sekar Bumi Tbk	30-Jan	04.0-00575-2025	Belgium	Antwerpen	SHRIMP SAMOSSA	4,365.00	351,539,640
1271	PT. BUMI MENARA INTERNUSA DAMPIT	30-Jan	04.0-00576-2025	United States	Oakland	FROZEN FISH	16,350.81	2,053,122,159
1272	PT. ANEKA TUNA INDONESIA	30-Jan	04.0-00577-2025	Japan	Yokohama	CANNED TUNA	2,419.20	216,346,637
1273	PT. ANEKA TUNA INDONESIA	30-Jan	04.0-00577-2025	Japan	Yokohama	CANNED TUNA	5,644.80	547,342,387
1274	PT Sekar Bumi Tbk	30-Jan	04.0-00578-2025	United States	Jacksonville	VANNAMEI RAW PD TAIL ON IQF SHRIMP	14,533.34	1,958,120,498
1275	PT. BUMI MENARA INTERNUSA DAMPIT	30-Jan	04.0-00579-2025	United States	Savannah	FROZEN VALUE ADDED SEAFOOD PRODUCT	15,363.36	1,952,790,600
1276	PT WINAROS KAWULA BAHARI	30-Jan	04.0-00580-2025	United States	Los Angeles	White Vannamei Sushi Ebi	3,504.00	938,483,328
1277	PT WINAROS KAWULA BAHARI	30-Jan	04.0-00580-2025	United States	Los Angeles	White Vannamei Sushi Ebi Broken	660.00	112,266,000
1278	PT WINAROS KAWULA BAHARI	30-Jan	04.0-00581-2025	United States	Los Angeles	White Vannamei Nobashi Ebi	7,360.80	1,214,215,486
1279	PT. ANEKA TUNA INDONESIA	30-Jan	04.0-00582-2025	Japan	Yokohama	CANNED TUNA	8,709.12	776,444,175
1280	PT. ANEKA TUNA INDONESIA	30-Jan	04.0-00582-2025	Japan	Yokohama	CANNED TUNA	10,644.48	1,028,331,279
1281	PT. REX CANNING	30-Jan	04.0-00583-2025	Slovak Republic	Trieste	CANNED SNAIL IN BRINE	2,160.00	266,252,400
1282	PT. GRAHAMAKMUR CIPTAPRATAMA	30-Jan	04.0-00584-2025	United States	New York	FROZEN RAW VANNAMEI PEELED DEVEINED TAIL ON	15,436.00	2,502,607,808
1283	PT. GRAHAMAKMUR CIPTAPRATAMA	30-Jan	04.0-00585-2025	United States	Los Angeles	FROZEN RAW VANNAMEI PEELED DEVEINED TAIL ON	15,436.00	2,168,927,796
1284	PT. ANEKA TUNA INDONESIA	30-Jan	P8/KI-D1/04.0/1/2025/000255	Kuwait	Shuwaikh	CANNED TUNA	17,952.00	1,230,394,176
1285	PT. ANEKA TUNA INDONESIA	30-Jan	04.0-00586-2025	Japan	Osaka	CANNED TUNA	4,032.00	361,557,504
1286	PT. ANEKA TUNA INDONESIA	30-Jan	04.0-00586-2025	Japan	Osaka	CANNED TUNA	4,032.00	390,958,848
1287	PT. BARAMUDA BAHARI	30-Jan	04.0-00587-2025	United States	New York	FROZEN COOK SHRIMPS	15,436.00	2,975,335,308
1288	PT. GEMA ISTA RAYA	30-Jan	P8/KI-D1/04.0/1/2025/000256	Ghana	Tema	Canned Sardines	40,000.00	1,310,400,000

No.	NAMA UPI	TERBIT HC	NO. HC MUTU	NEGARA TUJUAN	PEL. TUJUAN	NAMA PRODUK	VOLUME (KG)	NILAI (RP)
1289	PT. GRAHAMAKMUR CIPTAPRATAMA	30-Jan	04.0-00588-2025	United States	New York	FROZEN RAW VANNAMEI PEELED DEVEINED TAIL ON	15,436.00	2,446,991,900
1290	PT. ANEKA TUNA INDONESIA	30-Jan	04.0-00589-2025	Japan	Nagoya, Aichi	SAMPLE OF CANNED TUNA	3.36	74,999
1291	PT. ANEKA TUNA INDONESIA	30-Jan	04.0-00589-2025	Japan	Nagoya, Aichi	SAMPLE OF CANNED TUNA	3.36	74,999
1292	PT. MEGA MARINE PRIDE	30-Jan	04.0-00590-2025	Netherlands	Rotterdam	FROZEN COOK SHRIMPS	16,000.00	2,307,552,000
1293	PT. MEGA MARINE PRIDE	30-Jan	04.0-00591-2025	Canada	Toronto	FROZEN RAW SHRIMPS	12,960.00	2,056,687,200
1294	PT. REX CANNING	30-Jan	P8/KI-D1/04.0/I/2025/000257	Malaysia	Pasir Gudang, Johor	CANNED CUTTLFISH WITH SOYA BEAN SAUCE	16,494.00	1,553,388,426
1295	PT. GEMA ISTA RAYA	30-Jan	P8/KI-D1/04.0/I/2025/000258	Cote D Ivoire (Ivory Coast)	Abidjan	Canned Sardines	40,626.00	1,415,369,214
1296	PT. INTI LAUTAN FAJAR ABADI	30-Jan	P8/KI-D1/04.0/I/2025/000254	Thailand	Suvarnabhumi International Apt	GOLDBAND SNAPPER	10.00	32,560
1297	PT. LOUISIANA FAR EAST	30-Jan	P8/KI-D1/04.0/I/2025/000259	Australia	Melbourne	GINGER PRAWN DUMPLING (SAMPLE OF NO COMMERCIAL VALUE)	2.00	32,400
1298	PT. INTI LAUTAN FAJAR ABADI	30-Jan	04.0-00592-2025	United States	New York	SNAPPER	5,924.70	1,196,724,228
1299	PT. INTI LAUTAN FAJAR ABADI	30-Jan	04.0-00593-2025	United States	New York	SNAPPER	231.54	55,113,235
1300	PT. INTI LAUTAN FAJAR ABADI	30-Jan	04.0-00593-2025	United States	New York	SNAPPER	8,939.26	2,127,803,119
1301	PT. INTI LAUTAN FAJAR ABADI	30-Jan	04.0-00594-2025	United States	New York	GROUPE	2,156.50	660,436,751
1302	CV. PESONA MANDIRI	30-Jan	04.0-00595-2025	China	Xiamen	FROZEN RIBBON FISH	25,650.00	1,225,587,780
1303	CV. PESONA MANDIRI	30-Jan	04.0-00596-2025	China	Xiamen	FROZEN RIBBON FISH	25,650.00	1,140,796,575
1304	PT. SUMBER PANGAN NUSANTARA	30-Jan	04.0-00597-2025	Belgium	Antwerpen	Fresh Frozen Froglegs	19,500.00	2,184,000,000
1305	CV. PESONA MANDIRI	30-Jan	04.0-00598-2025	China	Xiamen	FROZEN RIBBON FISH	25,650.00	1,271,288,385
1306	CV. PESONA MANDIRI	30-Jan	04.0-00599-2025	China	Xiamen	FROZEN RIBBON FISH	25,650.00	1,245,479,355
1307	PT. SAMUDRA KENCANA MINA	30-Jan	04.0-00308-2025	Portugal	Leixoes	FROZEN SWORDFISH	23,783.26	1,354,218,824
1308	PT. INTI LAUTAN FAJAR ABADI	31-Jan	04.0-00600-2025	United States	New York	MAHI-MAHI	14,532.54	1,808,400,213
1309	PT. INTI LAUTAN FAJAR ABADI	31-Jan	04.0-00601-2025	United States	New York	GROUPE	4,540.00	1,387,137,980
1310	PT. INTI LAUTAN FAJAR ABADI	31-Jan	04.0-00602-2025	United States	New York	SNAPPER	213.38	46,147,266
1311	PT. INTI LAUTAN FAJAR ABADI	31-Jan	04.0-00602-2025	United States	New York	SNAPPER	9,402.34	2,033,425,267
1312	PT. INTI LAUTAN FAJAR ABADI	31-Jan	04.0-00602-2025	United States	New York	SNAPPER	77.18	16,691,564
1313	PT. INTI LAUTAN FAJAR ABADI	31-Jan	04.0-00603-2025	United States	New York	GROUPE	4,335.70	1,054,021,677
1314	PT. INTI LAUTAN FAJAR ABADI	31-Jan	04.0-00604-2025	United States	New York	SNAPPER	4,004.28	517,637,280
1315	PT. KARYA KENCANA SUMBER SARI	31-Jan	04.0-00605-2025	Netherlands	Rotterdam	KERUPUK UDANG	16,600.00	985,193,400
1316	CV. JAVA FISH	31-Jan	P8/KI-D1/04.0/I/2025/000266	Singapore	Singapore Changi	Hairtail	900.00	40,500,000
1317	CV. JAVA FISH	31-Jan	P8/KI-D1/04.0/I/2025/000266	Singapore	Singapore Changi	TENGGIRI	1,500.00	60,000,000
1318	CV. JAVA FISH	31-Jan	P8/KI-D1/04.0/I/2025/000267	Singapore	Singapore Changi	FROZEN SPANISH MACKEREL	175.00	5,250,000
1319	CV. JAVA FISH	31-Jan	P8/KI-D1/04.0/I/2025/000267	Singapore	Singapore Changi	GROUPE	1,750.00	61,250,000
1320	CV. JAVA FISH	31-Jan	P8/KI-D1/04.0/I/2025/000267	Singapore	Singapore Changi	RED SNAPPER	70.00	3,150,000
1321	CV. JAVA FISH	31-Jan	P8/KI-D1/04.0/I/2025/000267	Singapore	Singapore Changi	SILVER POMFRET	2,800.00	154,000,000
1322	CV. JAVA FISH	31-Jan	P8/KI-D1/04.0/I/2025/000267	Singapore	Singapore Changi	FLATFISH	70.00	1,750,000
1323	CV. JAVA FISH	31-Jan	P8/KI-D1/04.0/I/2025/000267	Singapore	Singapore Changi	Goldband Snapper	700.00	28,000,000
1324	CV. JAVA FISH	31-Jan	P8/KI-D1/04.0/I/2025/000267	Singapore	Singapore Changi	BARRAMUNDI SKIN ON	105.00	3,150,000
1325	CV. JAVA FISH	31-Jan	P8/KI-D1/04.0/I/2025/000267	Singapore	Singapore Changi	THREADFIN BLUE	2,240.00	78,400,000

No.	NAMA UPI	TERBIT HC	NO. HC MUTU	NEGARA TUJUAN	PEL. TUJUAN	NAMA PRODUK	VOLUME (KG)	NILAI (RP)
1326	CV. JAVA FISH	31-Jan	P8/KI-D1/04.0/I/2025/000267	Singapore	Singapore Changi	SAND WHITING FISH	1,050.00	26,250,000
1327	CV. JAVA FISH	31-Jan	P8/KI-D1/04.0/I/2025/000267	Singapore	Singapore Changi	FRESH LEATHER JACKET FISH	70.00	2,450,000
1328	CV. JAVA FISH	31-Jan	P8/KI-D1/04.0/I/2025/000268	Singapore	Singapore Changi	Hairtail	1,100.00	49,500,000
1329	CV. JAVA FISH	31-Jan	P8/KI-D1/04.0/I/2025/000268	Singapore	Singapore Changi	TENGGIRI	1,500.00	60,000,000
1330	PT ANEKA SAKANA INDONESIA	31-Jan	04.0-00606-2025	Japan	Hakata	FROZEN SKIPJACK TUNA WHOLE ROUND	50,000.00	1,000,000,000
1331	PT. SEKAR KATOKICHI	31-Jan	04.0-00607-2025	Japan	Kobe	Frozen Breaded Shrimp	7,840.43	1,201,044,110
1332	CV. JAVA FISH	31-Jan	P8/KI-D1/04.0/I/2025/000264	Singapore	Singapore Changi	SLIPPER LOBSTER	100.00	6,000,000
1333	CV. JAVA FISH	31-Jan	P8/KI-D1/04.0/I/2025/000264	Singapore	Singapore Changi	FRESH WHITE SHRIMP	3,260.00	163,000,000
1334	PT. SEKAR KATOKICHI	31-Jan	04.0-00608-2025	United States	Houston	Raw Breaded Aligned Butterfly Tail On Vannamei Shrimp	15,526.80	1,497,653,021
1335	PT. AMARTA CARRAGEENAN INDONESIA	31-Jan	P8/KI-D1/04.0/I/2025/000260	Thailand	Bangkok	SRC (CARRAGEENAN KAPPA) (FEED GRADE)	20,000.00	2,055,000,000
1336	PT. ANEKA TUNA INDONESIA	31-Jan	P8/KI-D1/04.0/I/2025/000271	Ethiopia	Djibouti	CANNED TUNA	19,713.60	561,758,746
1337	PT. ANEKA TUNA INDONESIA	31-Jan	P8/KI-D1/04.0/I/2025/000271	Ethiopia	Djibouti	CANNED TUNA	36,916.80	2,253,696,806
1338	PT WINAROS KAWULA BAHARI	31-Jan	04.0-00609-2025	Japan	Tokyo	White Cooked Vannamei Frozen Shrimp	5,960.00	1,008,968,400
1339	PT WINAROS KAWULA BAHARI	31-Jan	04.0-00609-2025	Japan	Tokyo	White Vannamei Sushi Ebi	2,555.20	605,153,126
1340	PT WINAROS KAWULA BAHARI	31-Jan	04.0-00609-2025	Japan	Tokyo	White Vannamei Sushi Ebi Without Tail	4,810.00	1,005,193,800
1341	PT. SOUTHERN MARINE PRODUCTS	31-Jan	P8/KI-D1/04.0/I/2025/000272	Singapore	Singapore Container Terminal	FROZEN FISH PASTE	20,500.00	999,990,000
1342	PT. SAMUDRA KENCANA MINA	31-Jan	P8/KI-D1/04.0/I/2025/000216	United Arab Emirates	Ajman	FROZEN MILKFISH WHOLE ROUND	27,000.00	630,045,000
1343	PT WINAROS KAWULA BAHARI	31-Jan	04.0-00610-2025	Japan	Kobe	White Raw Vannamei Frozen Shrimp	15,000.00	1,701,000,000
1344	PT. TRIDAYA JAYA MANUNGGAL	31-Jan	04.0-00611-2025	Guadeloupe	Pointe-a-Pitre	Frozen Parrotfish WGS	1,608.00	108,671,856
1345	PT. TRIDAYA JAYA MANUNGGAL	31-Jan	04.0-00611-2025	Guadeloupe	Pointe-a-Pitre	Frozen Red Snapper Fillets	1,800.00	234,504,000
1346	PT. TRIDAYA JAYA MANUNGGAL	31-Jan	04.0-00612-2025	Guadeloupe	Pointe-a-Pitre	Frozen Needlefish	4,490.00	204,735,020
1347	PT WINAROS KAWULA BAHARI	31-Jan	04.0-00613-2025	Netherlands	Rotterdam	Frozen Vannamei Nobashi Shrimp	400.00	59,616,000
1348	PT. REX CANNING	31-Jan	04.0-00614-2025	United States	New York	CANNED SNAIL IN BRINE	14,861.00	1,351,741,699
1349	PT. REX CANNING	31-Jan	04.0-00615-2025	Canada	Vancouver	CANNED SNAIL IN BRINE	20,160.00	1,988,017,920
1350	PT. TRIDAYA JAYA MANUNGGAL	31-Jan	04.0-00616-2025	Guadeloupe	Pointe-a-Pitre	Frozen Red Snapper Steak	960.00	109,435,200
1351	PT. TRIDAYA JAYA MANUNGGAL	31-Jan	04.0-00616-2025	Guadeloupe	Pointe-a-Pitre	Frozen Parrotfish WGS	5,200.00	351,426,400
1352	PT. TRIDAYA JAYA MANUNGGAL	31-Jan	04.0-00616-2025	Guadeloupe	Pointe-a-Pitre	Frozen Red Snapper Fillets	1,200.00	156,336,000
1353	PT. TRIDAYA JAYA MANUNGGAL	31-Jan	04.0-00617-2025	Guadeloupe	Pointe-a-Pitre	Frozen Needlefish	980.00	44,686,040
1354	PT. SAMUDRA KENCANA MINA	31-Jan	P8/KI-D1/04.0/I/2025/000234	Thailand	Songkhla	FROZEN WHOLE ROUND LIZARD FISH	25,000.00	386,750,000
1355	PT. TRIDAYA JAYA MANUNGGAL	31-Jan	04.0-00618-2025	Guadeloupe	Pointe-a-Pitre	Frozen Octopus Ball Type	384.00	28,140,288
1356	PT. ANEKA TUNA INDONESIA	31-Jan	04.0-00619-2025	Japan	Tomakomai	CANNED TUNA	6,021.12	534,850,068
1357	PT. ANEKA TUNA INDONESIA	31-Jan	04.0-00619-2025	Japan	Tomakomai	CANNED TUNA	860.16	83,135,324
1358	PT WINAROS KAWULA BAHARI	31-Jan	04.0-00620-2025	United States	Los Angeles	White Cooked Vannamei Frozen Shrimp	907.19	113,399,657
1359	PT WINAROS KAWULA BAHARI	31-Jan	04.0-00620-2025	United States	Los Angeles	White Vannamei Sushi Ebi	2,951.00	812,590,311

No.	NAMA UPI	TERBIT HC	NO. HC MUTU	NEGARA TUJUAN	PEL. TUJUAN	NAMA PRODUK	VOLUME (KG)	NILAI (RP)
1360	CV. JAVA FISH	31-Jan	P8/KI-D1/04.0/1/2025/000263	Singapore	Singapore Changi	FROZEN SPANISH MACKEREL	175.00	5,250,000
1361	CV. JAVA FISH	31-Jan	P8/KI-D1/04.0/1/2025/000263	Singapore	Singapore Changi	GROUPE	1,750.00	61,250,000
1362	CV. JAVA FISH	31-Jan	P8/KI-D1/04.0/1/2025/000263	Singapore	Singapore Changi	RED SNAPPER	70.00	3,150,000
1363	CV. JAVA FISH	31-Jan	P8/KI-D1/04.0/1/2025/000263	Singapore	Singapore Changi	SILVER POMFRET	2,800.00	154,000,000
1364	CV. JAVA FISH	31-Jan	P8/KI-D1/04.0/1/2025/000263	Singapore	Singapore Changi	FLATFISH	70.00	1,750,000
1365	CV. JAVA FISH	31-Jan	P8/KI-D1/04.0/1/2025/000263	Singapore	Singapore Changi	Goldband Snapper	700.00	28,000,000
1366	CV. JAVA FISH	31-Jan	P8/KI-D1/04.0/1/2025/000263	Singapore	Singapore Changi	BARRAMUNDI SKIN ON	105.00	3,150,000
1367	CV. JAVA FISH	31-Jan	P8/KI-D1/04.0/1/2025/000263	Singapore	Singapore Changi	THREADFIN BLUE	2,520.00	88,200,000
1368	CV. JAVA FISH	31-Jan	P8/KI-D1/04.0/1/2025/000263	Singapore	Singapore Changi	SAND WHITING FISH	1,050.00	26,250,000
1369	CV. JAVA FISH	31-Jan	P8/KI-D1/04.0/1/2025/000263	Singapore	Singapore Changi	FRESH LEATHER JACKET FISH	70.00	2,450,000
1370	PT WINAROS KAWULA BAHARI	31-Jan	04.0-00621-2025	United States	Los Angeles	White Vannamei Sushi Ebi	9,370.00	2,331,827,570
1371	PT WINAROS KAWULA BAHARI	31-Jan	04.0-00622-2025	United States	Los Angeles	White Raw Vannamei PND	453.60	51,839,676
1372	PT WINAROS KAWULA BAHARI	31-Jan	04.0-00622-2025	United States	Los Angeles	White Vannamei Nobashi Ebi	7,910.00	1,322,662,740
1373	CV. PESONA MANDIRI	31-Jan	P8/KI-D1/04.0/1/2025/000262	Malaysia	Penang	FROZEN TREVALLY FISH	19,254.50	405,499,770
1374	PT. ANEKA TUNA INDONESIA	31-Jan	04.0-00623-2025	Japan	Sendai, Kagoshima	CANNED TUNA	4,730.88	421,611,295
1375	PT. ANEKA TUNA INDONESIA	31-Jan	04.0-00623-2025	Japan	Sendai, Kagoshima	CANNED TUNA	2,150.40	207,838,310
1376	PT. ANEKA TUNA INDONESIA	31-Jan	04.0-00624-2025	Japan	Sendai, Kagoshima	POUCHED TUNA	691.20	63,743,846
1377	PT. ANEKA TUNA INDONESIA	31-Jan	04.0-00624-2025	Japan	Sendai, Kagoshima	POUCHED TUNA	691.20	68,087,347
1378	PT. ANEKA TUNA INDONESIA	31-Jan	04.0-00625-2025	Japan	Sendai, Kagoshima	CANNED TUNA	8,064.00	723,115,008
1379	PT. ANEKA TUNA INDONESIA	31-Jan	04.0-00626-2025	Japan	Shimizu	CANNED TUNA	3,870.72	350,551,757
1380	PT. ANEKA TUNA INDONESIA	31-Jan	04.0-00626-2025	Japan	Shimizu	CANNED TUNA	14,622.72	1,241,746,760
1381	PT. SOUTHERN MARINE PRODUCTS	31-Jan	P8/KI-D1/04.0/1/2025/000261	Malaysia	Pasir Gudang, Johor	FROZEN FISH PASTE	20,000.00	1,000,000,000
1382	PT. SINDABAD MARINE PIONEER	31-Jan	04.0-00627-2025	China	Shanghai	FROZEN FLYING FISH ROE	20,000.00	4,050,000,000
1383	CV. JAVA FISH	31-Jan	P8/KI-D1/04.0/1/2025/000265	Singapore	Singapore Changi	SLIPPER LOBSTER	100.00	6,000,000
1384	CV. JAVA FISH	31-Jan	P8/KI-D1/04.0/1/2025/000265	Singapore	Singapore Changi	FRESH WHITE SHRIMP	3,140.00	157,000,000
1385	PT Sekar Bumi Tbk	31-Jan	04.0-00628-2025	United States	New York	VANNAMEI RAW EZ PEEL IQF SHRIMP	15,876.00	2,581,104,204
1386	PT. ANEKA TUNA INDONESIA	31-Jan	04.0-00629-2025	Japan	Tomakomai	POUCHED TUNA	691.20	63,743,846
1387	PT. ANEKA TUNA INDONESIA	31-Jan	04.0-00629-2025	Japan	Tomakomai	POUCHED TUNA	691.20	68,087,347
1388	PT. BUMI MENARA INTERNUSA DAMPIT	31-Jan	04.0-00630-2025	Netherlands	Rotterdam	FROZEN RAW SHRIMP	17,000.00	2,128,145,000
1389	PT Sekar Bumi Tbk	31-Jan	04.0-00631-2025	United States	Jacksonville	FROZEN VANNAMEI COOKED PD TAIL ON IQF SHRIMP	16,350.01	2,229,471,014
1390	PT Sekar Bumi Tbk	31-Jan	04.0-00632-2025	United States	New York	VANNAMEI COOKED PD TAIL OFF IQF SHRIMP	15,431.47	1,819,879,552
1391	PT. ANEKA TUNA INDONESIA	31-Jan	04.0-00633-2025	Japan	Niigata	CANNED TUNA	5,644.80	506,180,506
1392	PT. ANEKA TUNA INDONESIA	31-Jan	04.0-00633-2025	Japan	Niigata	CANNED TUNA	2,419.20	234,575,309
1393	PT. INTI LAUTAN FAJAR ABADI	31-Jan	P8/KI-D1/04.0/1/2025/000273	Malaysia	Penang	RED SNAPPER BONES	24,000.00	199,272,000
1394	PT. ANEKA TUNA INDONESIA	31-Jan	04.0-00634-2025	Japan	Shimizu	CANNED TUNA	7,902.72	723,944,471
1395	PT. ANEKA TUNA INDONESIA	31-Jan	04.0-00634-2025	Japan	Shimizu	CANNED TUNA	2,822.40	272,096,294
1396	PT. REX CANNING	31-Jan	04.0-00635-2025	Canada	Vancouver	CANNED SNAIL IN BRINE	14,400.00	1,187,510,400
1397	PT. ANEKA TUNA INDONESIA	31-Jan	04.0-00636-2025	Japan	Naha, Okinawa	CANNED TUNA	5,241.60	542,411,251
1398	CV. PESONA MANDIRI	31-Jan	04.0-00637-2025	China	Xiamen	FROZEN RIBBON FISH	25,650.00	1,174,287,780

No.	NAMA UPI	TERBIT HC	NO. HC MUTU	NEGARA TUJUAN	PEL. TUJUAN	NAMA PRODUK	VOLUME (KG)	NILAI (RP)
1399	PT. GRAHAMAKMUR CIPTAPRATAMA	31-Jan	04.0-00638-2025	United States	New York	FROZEN RAW VANNAMEI PEELED DEVEINED TAIL ON	14,755.00	2,750,420,530
1400	PT. VARIA NIAGA NUSANTARA	31-Jan	04.0-00639-2025	United Kingdom (GB)	Southampton	FROZEN RED SNAPPER FILLETS	4,385.00	670,177,090
1401	PT. VARIA NIAGA NUSANTARA	31-Jan	04.0-00639-2025	United Kingdom (GB)	Southampton	FROZEN RED SNAPPER PORTIONS	3,088.80	502,207,992
1402	PT. VARIA NIAGA NUSANTARA	31-Jan	04.0-00640-2025	United Kingdom (GB)	Southampton	FROZEN LITTLE TUNA WHOLE ROUND	1,500.00	51,214,500
1403	PT WINAROS KAWULA BAHARI	31-Jan	P8/KI-D1/04.0/I/2025/000269	Hong Kong	Hong Kong	White Vannamei Nobashi Ebi	12,240.00	1,817,640,000
1404	CV. PESONA MANDIRI	31-Jan	04.0-00641-2025	China	Xiamen	FROZEN RIBBON FISH	25,650.00	1,181,603,160
1405	CV. TIRTA SURYA SRI REJEKI	31-Jan	04.0-00642-2025	China	Qingdao	SALT JELLYFISH	13,390.00	200,850,000
1406	CV. TIRTA SURYA SRI REJEKI	31-Jan	04.0-00643-2025	China	Qingdao	SALT JELLYFISH	13,390.00	200,850,000
1407	CV. TIRTA SURYA SRI REJEKI	31-Jan	04.0-00644-2025	China	Qingdao	SALT JELLYFISH	13,000.00	195,000,000
1408	CV. PESONA MANDIRI	31-Jan	04.0-00645-2025	China	Xiamen	FROZEN RIBBON FISH	25,650.00	1,139,242,185
1409	CV. TIRTA SURYA SRI REJEKI	31-Jan	04.0-00646-2025	China	Qingdao	SALT JELLYFISH	13,000.00	195,000,000
1410	CV. TIRTA SURYA SRI REJEKI	31-Jan	04.0-00647-2025	China	Qingdao	SALT JELLYFISH	13,000.00	195,000,000
1411	PT WINAROS KAWULA BAHARI	31-Jan	P8/KI-D1/04.0/I/2025/000270	Hong Kong	Hong Kong	White Vannamei Sushi Ebi Without Tail	2,500.00	522,450,000
1412	PT. GRAHAMAKMUR CIPTAPRATAMA	31-Jan	P8/KI-D1/04.0/I/2025/000274	Trinidad & Tobago	Point Lisas	FROZEN RAW VANNAMEI HEADLESS SHELL ON EASY PEEL	6,900.80	965,242,499
1413	PT. GRAHAMAKMUR CIPTAPRATAMA	31-Jan	P8/KI-D1/04.0/I/2025/000274	Trinidad & Tobago	Point Lisas	FROZEN RAW VANNAMEI PEELED DEVEINED TAIL OFF	8,308.20	1,065,717,739
1414	PT. GRAHAMAKMUR CIPTAPRATAMA	31-Jan	P8/KI-D1/04.0/I/2025/000274	Trinidad & Tobago	Point Lisas	FROZEN RAW VANNAMEI PEELED DEVEINED TAIL ON	2,497.00	388,558,170
1415	PT. ANEKA TUNA INDONESIA	31-Jan	04.0-00648-2025	Japan	Shimizu	POUCHED TUNA	3,456.00	298,401,408
1416	PT. ANEKA TUNA INDONESIA	31-Jan	04.0-00648-2025	Japan	Shimizu	POUCHED TUNA	691.20	61,516,800
1417	PT. ANEKA TUNA INDONESIA	31-Jan	04.0-00648-2025	Japan	Shimizu	SAMPLE OF POUCHED TUNA	0.40	36,000
1418	PT. ANEKA TUNA INDONESIA	31-Jan	04.0-00648-2025	Japan	Shimizu	SAMPLE OF POUCHED TUNA	0.20	19,200
1419	PT. ANEKA TUNA INDONESIA	31-Jan	04.0-00649-2025	Japan	Shimizu	CANNED TUNA	13,547.52	1,184,595,149
1420	PT. REX CANNING	31-Jan	04.0-00650-2025	France	Le Havre	CANNED CRABMEAT IN BRINE	13,056.00	2,160,624,384
1421	PT. VARIA NIAGA NUSANTARA	31-Jan	04.0-00651-2025	United Kingdom (GB)	Southampton	FROZEN CATFISH WHOLE GUTTED	9,780.00	278,270,340
1422	PT. VARIA NIAGA NUSANTARA	31-Jan	04.0-00651-2025	United Kingdom (GB)	Southampton	FROZEN MILKFISH WHOLE ROUND	1,500.00	40,240,500
1423	PT. TRIDAYA JAYA MANUNGGAL	31-Jan	P8/KI-D1/04.0/I/2025/000275	Australia	Sydney	FROZEN KING SNAPPER PORTION	13,020.00	2,219,792,820
1424	CV. MARINA SEJAHTERA	31-Jan	04.0-00652-2025	Vietnam	Ho Chi Minh City	FROZEN TUNA YELLOW FIN WHOLE ROUND Grade B or C	27,490.10	467,331,700
1425	CV. MARINA SEJAHTERA	31-Jan	04.0-00653-2025	Vietnam	Ho Chi Minh City	FROZEN TUNA YELLOW FIN WHOLE ROUND Grade B or C	23,533.10	329,463,400
1426	CV. MARINA SEJAHTERA	31-Jan	04.0-00654-2025	Vietnam	Ho Chi Minh City	FROZEN MARLIN	4,000.00	188,000,000
1427	CV. PESONA MANDIRI	1-Feb	04.0-00655-2025	China	Xiamen	FROZEN LEATHER JACKET FISH	2,604.10	127,045,445
1428	CV. PESONA MANDIRI	1-Feb	04.0-00655-2025	China	Xiamen	FROZEN MALABAR SNAPPER	4,083.40	138,058,937
1429	CV. PESONA MANDIRI	1-Feb	04.0-00655-2025	China	Xiamen	FROZEN THREADFIN FISH	17,308.70	612,241,606
1430	CV. PESONA MANDIRI	1-Feb	04.0-00655-2025	China	Xiamen	FROZEN CONGER EEL	3,614.70	92,617,289

No.	NAMA UPI	TERBIT HC	NO. HC MUTU	NEGARA TUJUAN	PEL. TUJUAN	NAMA PRODUK	VOLUME (KG)	NILAI (RP)
1431	PT ANEKA SAKANA INDONESIA	1-Feb	P8/KI-D1/04.0/II/2025/000276	Thailand	Lat Krabang	FROZEN YELLOWFIN TUNA WHOLE ROUND	24,500.00	490,000,000
1432	PT ANEKA SAKANA INDONESIA	1-Feb	P8/KI-D1/04.0/II/2025/000276	Thailand	Lat Krabang	FROZEN BIGEYE TUNA WHOLE ROUND	500.00	10,000,000
1433	PT. SINDABAD MARINE PIONEER	1-Feb	04.0-00656-2025	Taiwan	Keelung (Chilung)	FROZEN FLYING FISH ROE	19,300.00	3,271,350,000
1434	PT. AMARTA CARRAGEENAN INDONESIA	1-Feb	04.0-00657-2025	United States	Orlando	SRC (CARRAGEENAN KAPPA)	10,000.00	2,282,000,000
1435	CV. PESONA MANDIRI	1-Feb	04.0-00658-2025	China	Mawei	FROZEN RIBBON FISH	8,605.20	194,243,459
1436	CV. PESONA MANDIRI	1-Feb	04.0-00658-2025	China	Mawei	FROZEN TREVALLY FISH	7,734.70	155,535,535
1437	CV. PESONA MANDIRI	1-Feb	04.0-00658-2025	China	Mawei	FROZEN THREADFIN BREEM	11,162.40	243,893,975
1438	PT. CITA RASA SUKSES	1-Feb	P8/KI-D1/04.0/II/2025/000277	Singapore	Singapore Changi	Food Flavouring Material SO	650.00	66,624,350
1439	PT. SUKSES LAUTAN INDONESIA	1-Feb	04.0-00659-2025	United States	Miami	FROZEN SCARLET SNAPPER FILLET SKIN ON	2,705.84	615,267,428
1440	PT. SUKSES LAUTAN INDONESIA	1-Feb	04.0-00659-2025	United States	Miami	Frozen Snapper Skin On	12,852.74	2,431,905,494
1441	PT. SUKSES LAUTAN INDONESIA	1-Feb	04.0-00659-2025	United States	Miami	FROZEN GROUPER FILLET SKIN LESS	3,473.10	980,431,818
1442	PT. SURYA ALAM TUNGGAL	1-Feb	04.0-00660-2025	United States	New York	RAW & PEELED VANNAMEI	15,422.30	2,502,777,111
1443	PT. TRIDAYA JAYA MANUNGGAL	1-Feb	04.0-00661-2025	United States	New York	Frozen Snapper WGGs	3,268.80	444,690,821
1444	PT. TRIDAYA JAYA MANUNGGAL	1-Feb	04.0-00661-2025	United States	New York	Frozen Crimson Fillet	5,947.40	1,115,369,449
1445	PT. TRIDAYA JAYA MANUNGGAL	1-Feb	04.0-00661-2025	United States	New York	Frozen Snapper Fillet	6,968.90	1,514,627,695
1446	PT. TRIDAYA JAYA MANUNGGAL	1-Feb	04.0-00661-2025	United States	New York	Frozen Grouper Fillets	1,071.44	272,414,691
1447	PT. SURYA ALAM TUNGGAL	1-Feb	04.0-00662-2025	United States	New York	RAW HEADLESS EASY PEELED VANNAMEI	14,968.70	1,967,785,302
1448	CV. MARINA SEJAHTERA	1-Feb	04.0-00663-2025	United States	Los Angeles	FROZEN MEDLEY TENTACLE	27.00	1,269,000
1449	CV. MARINA SEJAHTERA	1-Feb	04.0-00663-2025	United States	Los Angeles	FROZEN OCTOPUS	4,500.00	211,500,000
1450	CV. MARINA SEJAHTERA	1-Feb	04.0-00663-2025	United States	Los Angeles	FROZEN OCTOPUS BALLTYPE	4,320.00	203,040,000
1451	CV. MARINA SEJAHTERA	1-Feb	04.0-00663-2025	United States	Los Angeles	FROZEN OCTOPUS FLOWER TYPE	4,023.00	189,081,000
1452	CV. MARINA SEJAHTERA	1-Feb	04.0-00663-2025	United States	Los Angeles	FROZEN MEDLEY WHOLE	49.50	2,326,500
1453	CV. MARINA SEJAHTERA	1-Feb	04.0-00664-2025	United States	Los Angeles	FROZEN RED SNAPPER STEAK TYPE	1,879.56	88,339,320
1454	CV. MARINA SEJAHTERA	1-Feb	04.0-00664-2025	United States	Los Angeles	FROZEN RED SNAPPER WGGs TYPE	1,162.24	54,625,280
1455	PT WINAROS KAWULA BAHARI	3-Feb	04.0-00665-2025	Netherlands	Rotterdam	Frozen Vannamei Sushi Shrimp	12,718.00	3,295,271,954
1456	CV. JAVA FISH	3-Feb	P8/KI-D1/04.0/II/2025/000278	Singapore	Singapore Changi	FROZEN SPANISH MACKEREL	175.00	5,250,000
1457	CV. JAVA FISH	3-Feb	P8/KI-D1/04.0/II/2025/000278	Singapore	Singapore Changi	GROUPER	1,750.00	61,250,000
1458	CV. JAVA FISH	3-Feb	P8/KI-D1/04.0/II/2025/000278	Singapore	Singapore Changi	RED SNAPPER	70.00	3,150,000
1459	CV. JAVA FISH	3-Feb	P8/KI-D1/04.0/II/2025/000278	Singapore	Singapore Changi	SILVER POMFRET	2,800.00	154,000,000
1460	CV. JAVA FISH	3-Feb	P8/KI-D1/04.0/II/2025/000278	Singapore	Singapore Changi	FLATFISH	70.00	1,750,000
1461	CV. JAVA FISH	3-Feb	P8/KI-D1/04.0/II/2025/000278	Singapore	Singapore Changi	Goldband Snapper	700.00	28,000,000
1462	CV. JAVA FISH	3-Feb	P8/KI-D1/04.0/II/2025/000278	Singapore	Singapore Changi	BARRAMUNDI SKIN ON	105.00	3,150,000
1463	CV. JAVA FISH	3-Feb	P8/KI-D1/04.0/II/2025/000278	Singapore	Singapore Changi	THREADFIN BLUE	2,555.00	89,425,000
1464	CV. JAVA FISH	3-Feb	P8/KI-D1/04.0/II/2025/000278	Singapore	Singapore Changi	SAND WHITING FISH	1,050.00	26,250,000
1465	CV. JAVA FISH	3-Feb	P8/KI-D1/04.0/II/2025/000278	Singapore	Singapore Changi	FRESH LEATHER JACKET FISH	70.00	2,450,000
1466	PT. Keong Nusantara Abadi	3-Feb	P8/KI-D1/04.0/II/2025/000279	Singapore	Singapore Changi	CANNED SNAIL MEAT	960.00	76,200,000

No.	NAMA UPI	TERBIT HC	NO. HC MUTU	NEGARA TUJUAN	PEL. TUJUAN	NAMA PRODUK	VOLUME (KG)	NILAI (RP)
1467	CV. JAVA FISH	3-Feb	P8/KI-D1/04.0/II/2025/000280	Singapore	Singapore Changi	SLIPPER LOBSTER	100.00	6,000,000
1468	CV. JAVA FISH	3-Feb	P8/KI-D1/04.0/II/2025/000280	Singapore	Singapore Changi	FRESH WHITE SHRIMP	3,260.00	163,000,000
1469	PT. CENTRAM	3-Feb	P8/KI-D1/04.0/II/2025/000281	China	Shanghai	CARRAGEENAN	800.00	208,060,800
1470	CV. JAVA FISH	3-Feb	P8/KI-D1/04.0/II/2025/000282	Singapore	Singapore Changi	Hairtail	925.00	41,625,000
1471	CV. JAVA FISH	3-Feb	P8/KI-D1/04.0/II/2025/000282	Singapore	Singapore Changi	TENGGIRI	1,500.00	60,000,000
1472	PT. ANEKA TUNA INDONESIA	3-Feb	P8/KI-D1/04.0/II/2025/000283	Australia	Sydney	POUCHED TUNA	9,728.00	676,990,976
1473	PT. ANEKA TUNA INDONESIA	3-Feb	P8/KI-D1/04.0/II/2025/000284	Australia	Sydney	CANNED TUNA	6,609.60	376,555,522
1474	PT. BUMI MENARA INTERNUSA DAMPIT	3-Feb	04.0-00666-2025	Netherlands	Rotterdam	FROZEN RAW SHRIMP	17,000.00	2,128,145,000
1475	PT WINAROS KAWULA BAHARI	3-Feb	04.0-00667-2025	Japan	Tokyo	White Raw Vannamei Frozen Shrimp	4,727.20	640,956,321
1476	PT WINAROS KAWULA BAHARI	3-Feb	04.0-00667-2025	Japan	Tokyo	White Vannamei Nobashi Ebi	9,147.96	1,424,877,102
1477	PT. ANEKA TUNA INDONESIA	3-Feb	04.0-00668-2025	United Kingdom (GB)	Felixstowe	POUCHED TUNA	16,120.00	1,098,239,480
1478	CV. TIRTA SURYA SRI REJEKI	3-Feb	P8/KI-D1/04.0/II/2025/000285	Hong Kong	Hong Kong	DRIED SEA CUCUMBER	29.03	4,209,350
1479	CV. TIRTA SURYA SRI REJEKI	3-Feb	P8/KI-D1/04.0/II/2025/000285	Hong Kong	Hong Kong	DRIED SEA CUCUMBER	444.34	64,429,300
1480	CV. TIRTA SURYA SRI REJEKI	3-Feb	P8/KI-D1/04.0/II/2025/000285	Hong Kong	Hong Kong	DRIED SEA CUCUMBER	31.50	4,567,500
1481	PT WINAROS KAWULA BAHARI	3-Feb	04.0-00669-2025	Japan	Tokyo	White Vannamei Ebi Fry	232.00	34,891,640
1482	PT WINAROS KAWULA BAHARI	3-Feb	04.0-00670-2025	Japan	Kobe	White Raw Vannamei Frozen Shrimp	13,560.00	1,960,681,080
1483	PT. VARIA NIAGA NUSANTARA	3-Feb	04.0-00671-2025	Belgium	Antwerpen	FROZEN CATFISH WHOLE GUTTED	18,603.00	558,090,000
1484	PT. BUMI MENARA INTERNUSA DAMPIT	3-Feb	04.0-00673-2025	United States	Savannah	FROZEN VALUE ADDED SEAFOOD PRODUCT	15,363.36	1,876,204,250
1485	PT. AMARTA CARRAGEENAN INDONESIA	3-Feb	P8/KI-D1/04.0/II/2025/000286	Brazil	Santos	SRC (CARRAGEENAN KAPPA)	8,000.00	870,400,000
1486	PT. PHILLIPS SEAFOODS INDONESIA	3-Feb	04.0-00674-2025	Canada	Montreal	FROZEN VALUE ADDED SQUID	11,676.80	1,618,439,510
1487	PT. SEKAR LAUT, TBK.	3-Feb	04.0-00672-2025	Netherlands	Rotterdam	SHRIMP CRACKERS	15,725.00	745,915,375
1488	PT. SEKAR LAUT, TBK.	3-Feb	04.0-00675-2025	Netherlands	Rotterdam	SHRIMP CRACKERS	16,187.50	744,026,063
1489	PT. REX CANNING	3-Feb	P8/KI-D1/04.0/II/2025/000287	Australia	Sydney	CANNED CRABMEAT IN BRINE	4,080.00	399,109,680
1490	CV. MARINA SEJAHTERA	3-Feb	04.0-00676-2025	Japan	Tokyo	FROZEN SHRIMP	8,424.00	311,688,000
1491	PT ANEKA SAKANA INDONESIA	3-Feb	04.0-00677-2025	Japan	Shimizu	FROZEN SKIPJACK TUNA WHOLE ROUND	25,000.00	500,000,000
1492	PT. MEGA MARINE PRIDE	3-Feb	04.0-00679-2025	Japan	Tokyo	FROZEN RED ARGENTINA SHRIMP	9,185.20	2,598,897,229
1493	PT. VARIA NIAGA NUSANTARA	3-Feb	04.0-00680-2025	France	Le Havre	FROZEN LONGTAIL TUNA TONGGOL SLICES	20,200.00	1,030,200,000
1494	PT. VARIA NIAGA NUSANTARA	3-Feb	04.0-00681-2025	France	Le Havre	FROZEN RED SNAPPER SLICES	9,680.00	1,064,800,000
1495	PT. VARIA NIAGA NUSANTARA	3-Feb	04.0-00681-2025	France	Le Havre	FROZEN EMPEROR SLICES	9,688.00	697,536,000
1496	PT. BARAMUDA BAHARI	3-Feb	04.0-00682-2025	Korea (South)	Busan (ex Pusan)	FROZEN NORTHERN SHRIMP MEAT (PTO)	5,880.00	1,703,153,760
1497	PT. FUYUAN BIOLOGI TECHNOLOGY	3-Feb	P8/KI-D1/04.0/II/2025/000288	Thailand	Suvarnabhumi International Apt	AGAR POWDER	1.00	32,300
1498	PT. REX CANNING	3-Feb	04.0-00678-2025	United States	Miami	CANNED SNAIL IN BRINE	16,218.00	1,473,762,096
1499	CV. MARINA SEJAHTERA	3-Feb	04.0-00683-2025	Taiwan	Taipei	FRESH SPANISH MACKERELS	875.00	76,125,000

No.	NAMA UPI	TERBIT HC	NO. HC MUTU	NEGARA TUJUAN	PEL. TUJUAN	NAMA PRODUK	VOLUME (KG)	NILAI (RP)
1500	PT BAHARI INTI NUSANTARA	3-Feb	04.0-00684-2025	China	Qingdao	SALTED JELLYFISH	14,028.00	252,504,000
1501	PT BAHARI INTI NUSANTARA	3-Feb	04.0-00685-2025	China	Qingdao	SALTED JELLYFISH	14,140.00	254,520,000
1502	PT BAHARI INTI NUSANTARA	3-Feb	04.0-00686-2025	China	Qingdao	SALTED JELLYFISH	14,140.00	254,520,000
1503	PT. MEGA MARINE PRIDE	3-Feb	04.0-00687-2025	Korea (South)	Busan (ex Pusan)	FROZEN RED ARGENTINA SHRIMP	15,520.00	3,039,669,600
1504	CV. MARINA SEJAHTERA	3-Feb	P8/KI-D1/04.0/II/2025/000289	Philippines	Manila	Frozen Mahi-mahi Skin-on Fillet	2.00	96,000
1505	CV. MARINA SEJAHTERA	3-Feb	P8/KI-D1/04.0/II/2025/000289	Philippines	Manila	Frozen Barramundi Skin-on Fillet	2.00	94,000
1506	CV. MARINA SEJAHTERA	3-Feb	P8/KI-D1/04.0/II/2025/000289	Philippines	Manila	Frozen Red Snapper Skin-on Fillet	2.00	94,000
1507	CV. MARINA SEJAHTERA	3-Feb	P8/KI-D1/04.0/II/2025/000290	Philippines	Manila	Frozen Blue Swimmer Crab Whole	2.00	128,000
1508	UD. PIALA	4-Feb	04.0-00688-2025	Japan	Nagoya, Aichi	FROZEN SHRIMP	11,880.00	2,201,720,400
1509	PT. BUMI MENARA INTERNUSA DAMPIT	4-Feb	04.0-00689-2025	Netherlands	Rotterdam	FROZEN RAW SHRIMP	17,000.00	2,128,145,000
1510	PT WINAROS KAWULA BAHARI	4-Feb	04.0-00690-2025	Japan	Narita Apt/Tokyo	White Vannamei Nobashi Ebi	2.70	440,424
1511	PT. ANEKA TUNA INDONESIA	4-Feb	P8/KI-D1/04.0/II/2025/000295	Australia	Sydney	CANNED TUNA	24,897.60	2,835,687,254
1512	PT. SEKAR LAUT, TBK.	4-Feb	04.0-00691-2025	Norway	Oslo	FRIED SHRIMP CRACKERS	1,724.80	226,478,314
1513	PT. ANEKA TUNA INDONESIA	4-Feb	P8/KI-D1/04.0/II/2025/000294	Australia	Melbourne	CANNED TUNA	25,855.20	2,873,986,466
1514	PT. ANEKA TUNA INDONESIA	4-Feb	P8/KI-D1/04.0/II/2025/000294	Australia	Melbourne	SAMPLE OF CANNED TUNA	0.86	95,039
1515	PT. SEKAR KATOKICHI	4-Feb	04.0-00692-2025	United States	Houston	Raw Breaded Aligned Butterfly Tail On Vannamei Shrimp	15,526.80	1,497,653,021
1516	PT. ANEKA TUNA INDONESIA	4-Feb	P8/KI-D1/04.0/II/2025/000296	Australia	Melbourne	CANNED TUNA	14,688.00	1,170,427,968
1517	PT. ANEKA TUNA INDONESIA	4-Feb	P8/KI-D1/04.0/II/2025/000296	Australia	Melbourne	SAMPLE OF CANNED TUNA	1.28	101,677
1518	CV. JAVA FISH	4-Feb	P8/KI-D1/04.0/II/2025/000293	Singapore	Singapore Changi	SLIPPER LOBSTER	100.00	6,000,000
1519	CV. JAVA FISH	4-Feb	P8/KI-D1/04.0/II/2025/000293	Singapore	Singapore Changi	FRESH WHITE SHRIMP	3,300.00	165,000,000
1520	CV. JAVA FISH	4-Feb	P8/KI-D1/04.0/II/2025/000292	Singapore	Singapore Changi	Hairtail	1,025.00	46,125,000
1521	CV. JAVA FISH	4-Feb	P8/KI-D1/04.0/II/2025/000292	Singapore	Singapore Changi	TENGGIRI	1,500.00	60,000,000
1522	PT. BUMI MENARA INTERNUSA DAMPIT	4-Feb	04.0-00693-2025	United States	Savannah	FROZEN VALUE ADDED SEAFOOD PRODUCT	15,052.82	1,661,921,645
1523	CV. JAVA FISH	4-Feb	P8/KI-D1/04.0/II/2025/000291	Singapore	Singapore Changi	FROZEN SPANISH MACKEREL	175.00	5,250,000
1524	CV. JAVA FISH	4-Feb	P8/KI-D1/04.0/II/2025/000291	Singapore	Singapore Changi	GROUPEL	1,750.00	61,250,000
1525	CV. JAVA FISH	4-Feb	P8/KI-D1/04.0/II/2025/000291	Singapore	Singapore Changi	RED SNAPPER	70.00	3,150,000
1526	CV. JAVA FISH	4-Feb	P8/KI-D1/04.0/II/2025/000291	Singapore	Singapore Changi	SILVER POMFRET	2,800.00	154,000,000
1527	CV. JAVA FISH	4-Feb	P8/KI-D1/04.0/II/2025/000291	Singapore	Singapore Changi	FLATFISH	70.00	1,750,000
1528	CV. JAVA FISH	4-Feb	P8/KI-D1/04.0/II/2025/000291	Singapore	Singapore Changi	Goldband Snapper	700.00	28,000,000
1529	CV. JAVA FISH	4-Feb	P8/KI-D1/04.0/II/2025/000291	Singapore	Singapore Changi	BARRAMUNDI SKIN ON	105.00	3,150,000
1530	CV. JAVA FISH	4-Feb	P8/KI-D1/04.0/II/2025/000291	Singapore	Singapore Changi	THREADFIN BLUE	2,170.00	75,950,000
1531	CV. JAVA FISH	4-Feb	P8/KI-D1/04.0/II/2025/000291	Singapore	Singapore Changi	SAND WHITING FISH	1,050.00	26,250,000
1532	CV. JAVA FISH	4-Feb	P8/KI-D1/04.0/II/2025/000291	Singapore	Singapore Changi	FRESH LEATHER JACKET FISH	70.00	2,450,000
1533	CV. MARINA SEJAHTERA	4-Feb	04.0-00694-2025	China	Xiamen	FRESH BELT FISH	4,500.00	211,500,000
1534	PT. REX CANNING	4-Feb	04.0-00695-2025	Canada	Vancouver	CANNED BABY CLAM IN BRINE	14,942.00	827,652,322
1535	PT. ANEKA TUNA INDONESIA	4-Feb	P8/KI-D1/04.0/II/2025/000297	United Arab Emirates	Dubai	SAMPLE OF CANNED TUNA	0.80	240,000
1536	PT. BUMI MENARA INTERNUSA DAMPIT	4-Feb	04.0-00696-2025	United States	New York	FROZEN FISH	19,976.00	3,097,598,416

No.	NAMA UPI	TERBIT HC	NO. HC MUTU	NEGARA TUJUAN	PEL. TUJUAN	NAMA PRODUK	VOLUME (KG)	NILAI (RP)
1537	PT Sekar Bumi Tbk	4-Feb	04.0-00697-2025	United States	Chicago	FROZEN VANNAMEI COOKED PD TAIL ON IQF SHRIMP	14,968.80	2,276,065,915
1538	PT. SUMBER PANGAN NUSANTARA	4-Feb	04.0-00698-2025	Belgium	Antwerpen	Fresh Frozen Froglegs	11,984.80	2,111,853,593
1539	PT Sekar Bumi Tbk	4-Feb	04.0-00699-2025	United States	New York	VANNAMEI RAW PD TAIL ON IQF SHRIMP	15,876.00	2,262,330,000
1540	PT Sekar Bumi Tbk	4-Feb	04.0-00700-2025	United States	New York	FROZEN VANNAMEI COOKED PD TAIL ON IQF SHRIMP	5,443.20	817,084,195
1541	PT. BUMI PANGAN SEJAHTERA	4-Feb	04.0-00701-2025	United States	New York	FROZEN SHRIMP VANNAMEI RAW PD TAIL ON IQF	15,876.00	2,073,945,384
1542	PT. SOUTHERN MARINE PRODUCTS	4-Feb	P8/KI-D1/04.0/II/2025/000298	Singapore	Singapore Container Terminal	FROZEN FISH PASTE	13,700.00	519,997,200
1543	PT. LEGONG BALI NUSANTARA	4-Feb	P8/KI-D1/04.0/II/2025/000299	Singapore	Singapore Changi	ALOHA CRACKERS KC LOS	624.00	42,120,000
1544	PT. LEGONG BALI NUSANTARA	4-Feb	P8/KI-D1/04.0/II/2025/000299	Singapore	Singapore Changi	ALOHA PRAWN CRACKERS	2,880.00	269,280,000
1545	PT. LEGONG BALI NUSANTARA	4-Feb	P8/KI-D1/04.0/II/2025/000299	Singapore	Singapore Changi	MINI PRAWN CRACKERS (ORANGE)	374.00	13,164,800
1546	PT. LEGONG BALI NUSANTARA	4-Feb	P8/KI-D1/04.0/II/2025/000299	Singapore	Singapore Changi	REGULAR PRAWN CRACKERS 500GR	5,955.00	220,335,000
1547	PT. LEGONG BALI NUSANTARA	4-Feb	P8/KI-D1/04.0/II/2025/000299	Singapore	Singapore Changi	STICK CRACKERS ALOHA BRAND	560.00	50,400,000
1548	PT. LEGONG BALI NUSANTARA	4-Feb	P8/KI-D1/04.0/II/2025/000299	Singapore	Singapore Changi	STICK NY.SIOE PRAWN CRACKERS	240.00	36,720,000
1549	CV. BAHARI MAKMUR	4-Feb	04.0-00702-2025	China	Huangpu Old Port	DRIED FISH MAW	2,265.00	532,275,000
1550	PT. VARIA NIAGA NUSANTARA	4-Feb	04.0-00703-2025	France	Le Havre	FROZEN LONGTILE TUNA SLICES	4,040.00	219,347,760
1551	PT. VARIA NIAGA NUSANTARA	4-Feb	04.0-00704-2025	France	Le Havre	FROZEN ALALUNGA TUNA LOINS	3,180.00	319,154,340
1552	PT. VARIA NIAGA NUSANTARA	4-Feb	04.0-00704-2025	France	Le Havre	FROZEN TUNA MINI STEAKS	1,010.00	99,705,180
1553	PT. VARIA NIAGA NUSANTARA	4-Feb	04.0-00704-2025	France	Le Havre	FROZEN TUNA STEAKS	2,970.00	322,509,330
1554	PT. VARIA NIAGA NUSANTARA	4-Feb	04.0-00705-2025	France	Le Havre	FROZEN RED SNAPPER SLICES	2,768.00	332,453,408
1555	PT. VARIA NIAGA NUSANTARA	4-Feb	04.0-00705-2025	France	Le Havre	FROZEN EMPEROR SLICES	5,504.00	421,089,024
1556	PT. MEGA MARINE PRIDE	4-Feb	04.0-00706-2025	Korea (South)	Incheon Intl Apt/Seoul	FROZEN RAW SHRIMPS	22.00	9,814,200
1557	PT Sekar Bumi Tbk	4-Feb	04.0-00707-2025	United States	New York	VANNAMEI RAW PD TAIL OFF IQF SHRIMP	10,432.80	1,523,001,010
1558	PT. Komodo Maju Pangan	5-Feb	04.0-00708-2025	Japan	Nagoya, Aichi	Shrimp Crackers	1,527.00	220,266,696
1559	PT. MAJU BERSAMA KARIB	5-Feb	04.0-00709-2025	United States	Baltimore	CANNED PASTEURIZED CRAB MEAT	7,216.78	3,789,177,556
1560	CV. JAVA FISH	5-Feb	P8/KI-D1/04.0/II/2025/000304	Singapore	Singapore Changi	FROZEN SPANISH MACKEREL	175.00	5,250,000
1561	CV. JAVA FISH	5-Feb	P8/KI-D1/04.0/II/2025/000304	Singapore	Singapore Changi	GROUPEL	1,750.00	61,250,000
1562	CV. JAVA FISH	5-Feb	P8/KI-D1/04.0/II/2025/000304	Singapore	Singapore Changi	RED SNAPPER	70.00	3,150,000
1563	CV. JAVA FISH	5-Feb	P8/KI-D1/04.0/II/2025/000304	Singapore	Singapore Changi	SILVER POMFRET	2,800.00	154,000,000
1564	CV. JAVA FISH	5-Feb	P8/KI-D1/04.0/II/2025/000304	Singapore	Singapore Changi	FLATFISH	70.00	1,750,000
1565	CV. JAVA FISH	5-Feb	P8/KI-D1/04.0/II/2025/000304	Singapore	Singapore Changi	Goldband Snapper	700.00	28,000,000
1566	CV. JAVA FISH	5-Feb	P8/KI-D1/04.0/II/2025/000304	Singapore	Singapore Changi	BARRAMUNDI SKIN ON	105.00	3,150,000
1567	CV. JAVA FISH	5-Feb	P8/KI-D1/04.0/II/2025/000304	Singapore	Singapore Changi	THREADFIN BLUE	2,030.00	71,050,000
1568	CV. JAVA FISH	5-Feb	P8/KI-D1/04.0/II/2025/000304	Singapore	Singapore Changi	SAND WHITING FISH	1,050.00	26,250,000

No.	NAMA UPI	TERBIT HC	NO. HC MUTU	NEGARA TUJUAN	PEL. TUJUAN	NAMA PRODUK	VOLUME (KG)	NILAI (RP)
1569	CV. JAVA FISH	5-Feb	P8/KI-D1/04.0/II/2025/000304	Singapore	Singapore Changi	FRESH LEATHER JACKET FISH	70.00	2,450,000
1570	PT WINAROS KAWULA BAHARI	5-Feb	04.0-00710-2025	United States	Los Angeles	White Vannamei Nobashi Ebi	8,990.00	1,548,752,250
1571	PT GREEN ONE BIOTEKNOLOGY	5-Feb	P8/KI-D1/04.0/II/2025/000303	Spain	Vigo	SEMI REFINED CARRAGEENAN	25,000.00	2,719,750,000
1572	PT WINAROS KAWULA BAHARI	5-Feb	04.0-00711-2025	United States	Los Angeles	White Vannamei Sushi Ebi	1,501.00	422,939,772
1573	PT WINAROS KAWULA BAHARI	5-Feb	04.0-00711-2025	United States	Los Angeles	White Vannamei Sushi Ebi Broken	2,721.58	515,306,679
1574	PT. SEKAR KATOKICHI	5-Feb	04.0-00712-2025	United States	Houston	Raw Breaded Aligned Butterfly Tail On Vannamei Shrimp	15,526.80	1,497,653,021
1575	CV. JAVA FISH	5-Feb	P8/KI-D1/04.0/II/2025/000302	Singapore	Singapore Changi	SLIPPER LOBSTER	100.00	6,000,000
1576	CV. JAVA FISH	5-Feb	P8/KI-D1/04.0/II/2025/000302	Singapore	Singapore Changi	FRESH WHITE SHRIMP	3,180.00	159,000,000
1577	PT. ANEKA TUNA INDONESIA	5-Feb	04.0-00713-2025	Japan	Kanazawa	CANNED TUNA	6,451.20	578,492,006
1578	PT. ANEKA TUNA INDONESIA	5-Feb	04.0-00713-2025	Japan	Kanazawa	CANNED TUNA	1,612.80	156,383,539
1579	PT. ANEKA TUNA INDONESIA	5-Feb	04.0-00714-2025	Japan	Sendai, Kagoshima	CANNED TUNA	4,435.20	397,713,254
1580	PT. ANEKA TUNA INDONESIA	5-Feb	04.0-00714-2025	Japan	Sendai, Kagoshima	CANNED TUNA	3,628.80	351,862,963
1581	CV LEGONG BALI	5-Feb	P8/KI-D1/04.0/II/2025/000305	Hong Kong	Hong Kong	AMIGO SHRIMP CRACKERS BIG WHITE	1,750.00	132,125,000
1582	CV LEGONG BALI	5-Feb	P8/KI-D1/04.0/II/2025/000305	Hong Kong	Hong Kong	AMIGO SHRIMPS CRACKERS SMALL WHITE EXTRA CHILLI	1,200.00	93,600,000
1583	CV LEGONG BALI	5-Feb	P8/KI-D1/04.0/II/2025/000305	Hong Kong	Hong Kong	PRESIDENT EXCELLENT PRAWN CRACKERS	600.00	46,200,000
1584	CV. JAVA FISH	5-Feb	P8/KI-D1/04.0/II/2025/000301	Singapore	Singapore Changi	Hairtail	1,150.00	51,750,000
1585	CV. JAVA FISH	5-Feb	P8/KI-D1/04.0/II/2025/000301	Singapore	Singapore Changi	TENGGIRI	1,500.00	60,000,000
1586	PT. SEKAR LAUT, TBK.	5-Feb	04.0-00715-2025	Korea (South)	Busan (ex Pusan)	SHRIMP CRACKERS	13,940.00	586,664,900
1587	CV. ANGIN TIMUR SEAFOODS	5-Feb	P8/KI-D1/04.0/II/2025/000300	Hong Kong	Hong Kong	FROZEN BIG EYE BLENDED	17,355.00	354,736,200
1588	PT. ANEKA TUNA INDONESIA	5-Feb	P8/KI-D1/04.0/II/2025/000306	Papua New Guinea	Lae	CANNED MINCED TUNA	47,736.00	1,316,224,728
1589	CV. MARINA SEJAHTERA	5-Feb	04.0-00716-2025	China	Xiamen	FRESH BELT FISH	4,500.00	211,500,000
1590	PT. SEKAR LAUT, TBK.	5-Feb	04.0-00717-2025	Netherlands	Rotterdam	SHRIMP CRACKERS	16,650.00	805,327,200
1591	PT. GEMA ISTA RAYA	5-Feb	P8/KI-D1/04.0/II/2025/000307	Equatorial Guinea	Malabo	Canned Sardines	60,939.00	2,059,677,261
1592	PT. ANEKA TUNA INDONESIA	5-Feb	P8/KI-D1/04.0/II/2025/000308	Papua New Guinea	Lae	CANNED MINCED TUNA	79,560.00	2,339,939,160
1593	PT. GEMA ISTA RAYA	5-Feb	P8/KI-D1/04.0/II/2025/000309	Comoros	Mutsamudu	Canned Sardines	20,000.00	655,200,000
1594	PT. PHILLIPS SEAFOODS INDONESIA	5-Feb	P8/KI-D1/04.0/II/2025/000310	Australia	Melbourne	PASTEURIZED BLUE SWIMMING CRABMEAT	6,537.60	1,880,220,298
1595	PT. BUMI MENARA INTERNUSA DAMPIT	5-Feb	04.0-00718-2025	United States	Savannah	FROZEN VALUE ADDED SEAFOOD PRODUCT	15,052.82	1,661,921,645
1596	PT. LEGONG BALI NUSANTARA	5-Feb	P8/KI-D1/04.0/II/2025/000311	Hong Kong	Hong Kong	ALOHA PRAWN CRACKERS	2,400.00	237,600,000
1597	PT. LEGONG BALI NUSANTARA	5-Feb	P8/KI-D1/04.0/II/2025/000311	Hong Kong	Hong Kong	ALOHA SUPER PRAWN CRACKERS	1,200.00	118,800,000
1598	PT. LEGONG BALI NUSANTARA	5-Feb	P8/KI-D1/04.0/II/2025/000311	Hong Kong	Hong Kong	SUPER EXTRA SHRIMPS CRACKERS BIG WHITE	600.00	33,600,000
1599	PT Sekar Bumi Tbk	5-Feb	04.0-00719-2025	United States	Savannah	VANNAMEI RAW PD TAIL OFF IQF SHRIMP	16,003.01	2,015,211,040
1600	CV. TIRTA SURYA SRI REJEKI	5-Feb	04.0-00720-2025	Korea (South)	Incheon	DRIED SEA CUCUMBER	205.00	95,120,000
1601	CV. TIRTA SURYA SRI REJEKI	5-Feb	04.0-00720-2025	Korea (South)	Incheon	DRIED SEA CUCUMBER	150.00	228,000,000
1602	PT Sekar Bumi Tbk	5-Feb	04.0-00721-2025	United States	New York	VANNAMEI RAW EZ PEEL IQF SHRIMP	8,164.80	1,331,164,498

No.	NAMA UPI	TERBIT HC	NO. HC MUTU	NEGARA TUJUAN	PEL. TUJUAN	NAMA PRODUK	VOLUME (KG)	NILAI (RP)
1603	PT. GRAHAMAKMUR CIPTAPRATAMA	5-Feb	04.0-00722-2025	United States	New York	FROZEN RAW VANNAMEI PEELED DEVEINED TAIL ON	15,663.00	2,444,117,172
1604	PT Sekar Bumi Tbk	5-Feb	04.0-00723-2025	United States	New York	FROZEN VANNAMEI COOKED PD TAIL ON IQF SHRIMP	8,164.80	2,196,069,926
1605	PT. GRAHAMAKMUR CIPTAPRATAMA	5-Feb	04.0-00724-2025	United States	New York	FROZEN RAW VANNAMEI PEELED DEVEINED TAIL ON	15,663.00	2,753,148,162
1606	PT. SURYA INDOALGAS	5-Feb	P8/KI-D1/04.0/II/2025/000312	Russian Federation	Vladivostok	Tepung agar-agar	12,000.00	2,965,632,000
1607	PT. SURYA INDOALGAS	5-Feb	04.0-00725-2025	Japan	Yokohama	Tepung agar-agar	4,000.00	999,912,000
1608	CV. JAVA FISH	6-Feb	P8/KI-D1/04.0/II/2025/000313	Singapore	Singapore Changi	Hairtail	975.00	43,875,000
1609	CV. JAVA FISH	6-Feb	P8/KI-D1/04.0/II/2025/000313	Singapore	Singapore Changi	TENGGIRI	1,500.00	60,000,000
1610	CV. JAVA FISH	6-Feb	P8/KI-D1/04.0/II/2025/000315	Singapore	Singapore Changi	FROZEN SPANISH MACKEREL	175.00	5,250,000
1611	CV. JAVA FISH	6-Feb	P8/KI-D1/04.0/II/2025/000315	Singapore	Singapore Changi	GROUPEL	1,750.00	61,250,000
1612	CV. JAVA FISH	6-Feb	P8/KI-D1/04.0/II/2025/000315	Singapore	Singapore Changi	RED SNAPPER	70.00	3,150,000
1613	CV. JAVA FISH	6-Feb	P8/KI-D1/04.0/II/2025/000315	Singapore	Singapore Changi	SILVER POMFRET	2,800.00	154,000,000
1614	CV. JAVA FISH	6-Feb	P8/KI-D1/04.0/II/2025/000315	Singapore	Singapore Changi	FLATFISH	70.00	1,750,000
1615	CV. JAVA FISH	6-Feb	P8/KI-D1/04.0/II/2025/000315	Singapore	Singapore Changi	Goldband Snapper	700.00	28,000,000
1616	CV. JAVA FISH	6-Feb	P8/KI-D1/04.0/II/2025/000315	Singapore	Singapore Changi	BARRAMUNDI SKIN ON	105.00	3,150,000
1617	CV. JAVA FISH	6-Feb	P8/KI-D1/04.0/II/2025/000315	Singapore	Singapore Changi	THREADFIN BLUE	2,485.00	86,975,000
1618	CV. JAVA FISH	6-Feb	P8/KI-D1/04.0/II/2025/000315	Singapore	Singapore Changi	SAND WHITING FISH	1,050.00	26,250,000
1619	CV. JAVA FISH	6-Feb	P8/KI-D1/04.0/II/2025/000315	Singapore	Singapore Changi	FRESH LEATHER JACKET FISH	70.00	2,450,000
1620	PT. AMARTA CARRAGEENAN INDONESIA	6-Feb	P8/KI-D1/04.0/II/2025/000314	Thailand	Samut Prakarn	SRC (CARRAGEENAN KAPPA)	2.00	180,000
1621	CV. JAVA FISH	6-Feb	P8/KI-D1/04.0/II/2025/000316	Singapore	Singapore Changi	SLIPPER LOBSTER	100.00	6,000,000
1622	CV. JAVA FISH	6-Feb	P8/KI-D1/04.0/II/2025/000316	Singapore	Singapore Changi	FRESH WHITE SHRIMP	3,340.00	167,000,000
1623	PT. INTI LAUTAN FAJAR ABADI	6-Feb	04.0-00726-2025	United States	Miami	GOLDBAND SNAPPER	6.42	25,205
1624	PT. INTI LAUTAN FAJAR ABADI	6-Feb	04.0-00726-2025	United States	Miami	RED SNAPPER	6.42	25,205
1625	PT. INTI LAUTAN FAJAR ABADI	6-Feb	04.0-00726-2025	United States	Miami	MAHI-MAHI	1.82	7,145
1626	PT. BEE JAY SEAFOOD	6-Feb	P8/KI-D1/04.0/II/2025/000317	Australia	Brisbane	Bug Meat	1,240.00	520,011,360
1627	PT. BEE JAY SEAFOOD	6-Feb	P8/KI-D1/04.0/II/2025/000318	Australia	Brisbane	Cobia	1,440.00	191,131,200
1628	PT. BEE JAY SEAFOOD	6-Feb	P8/KI-D1/04.0/II/2025/000318	Australia	Brisbane	SWEETLIP	2,160.00	307,804,320
1629	PT. BEE JAY SEAFOOD	6-Feb	P8/KI-D1/04.0/II/2025/000318	Australia	Brisbane	Goldband Snapper	5,760.00	1,003,737,600
1630	PT. BEE JAY SEAFOOD	6-Feb	P8/KI-D1/04.0/II/2025/000318	Australia	Brisbane	King Snapper	720.00	130,157,280
1631	PT. BEE JAY SEAFOOD	6-Feb	P8/KI-D1/04.0/II/2025/000318	Australia	Brisbane	Pearl Perch	3,600.00	541,148,400
1632	PT. BEE JAY SEAFOOD	6-Feb	P8/KI-D1/04.0/II/2025/000318	Australia	Brisbane	Red Emperor	1,575.00	365,518,125
1633	PT. BEE JAY SEAFOOD	6-Feb	P8/KI-D1/04.0/II/2025/000318	Australia	Brisbane	FILLET PARROTFISH	720.00	108,464,400
1634	PT. BEE JAY SEAFOOD	6-Feb	P8/KI-D1/04.0/II/2025/000318	Australia	Brisbane	Coral Trout	2,880.00	452,617,920
1635	PT. ANEKA TUNA INDONESIA	6-Feb	P8/KI-D1/04.0/II/2025/000319	Australia	Melbourne	CANNED TUNA	25,855.20	2,873,986,466
1636	PT. ANEKA TUNA INDONESIA	6-Feb	P8/KI-D1/04.0/II/2025/000319	Australia	Melbourne	SAMPLE OF CANNED TUNA	0.86	95,595
1637	PT WINAROS KAWULA BAHARI	6-Feb	04.0-00727-2025	Japan	Narita Apt/Tokyo	White Vannamei Nobashi Ebi	2.29	374,759
1638	PT. SEKAR LAUT, TBK.	6-Feb	04.0-00728-2025	United Kingdom (GB)	Felixstowe	SHRIMP CRACKERS	1,600.00	106,347,200
1639	PT. ANEKA TUNA INDONESIA	6-Feb	04.0-00729-2025	Japan	Shimizu	POUCHED TUNA	345.60	34,439,731
1640	PT. ANEKA TUNA INDONESIA	6-Feb	04.0-00730-2025	Japan	Shimizu	CANNED TUNA	4,730.88	420,745,544
1641	PT. ANEKA TUNA INDONESIA	6-Feb	04.0-00730-2025	Japan	Shimizu	CANNED TUNA	3,440.64	332,541,297
1642	PT. SEKAR KATOKICHI	6-Feb	04.0-00731-2025	Japan	Kobe	Frozen Breaded Shrimp	9,883.46	1,481,540,537
1643	PT. ANEKA TUNA INDONESIA	6-Feb	04.0-00732-2025	Japan	Osaka	CANNED TUNA	6,021.12	534,043,238

No.	NAMA UPI	TERBIT HC	NO. HC MUTU	NEGARA TUJUAN	PEL. TUJUAN	NAMA PRODUK	VOLUME (KG)	NILAI (RP)
1644	PT. ANEKA TUNA INDONESIA	6-Feb	04.0-00732-2025	Japan	Osaka	CANNED TUNA	860.16	83,135,324
1645	PT. ANEKA TUNA INDONESIA	6-Feb	04.0-00733-2025	Japan	Osaka	POUCHED TUNA	691.20	63,743,846
1646	PT. ANEKA TUNA INDONESIA	6-Feb	04.0-00733-2025	Japan	Osaka	POUCHED TUNA	691.20	68,087,347
1647	PT. AMARTA CARRAGEENAN INDONESIA	6-Feb	P8/KI-D1/04.0/II/2025/000322	Hungary	Budapest	SRC (CARRAGEENAN KAPPA)	5.60	180,000
1648	PT. AMARTA CARRAGEENAN INDONESIA	6-Feb	P8/KI-D1/04.0/II/2025/000323	Argentina	Buenos Aires	SRC (CARRAGEENAN KAPPA)	0.40	180,000
1649	PT. ANEKA TUNA INDONESIA	6-Feb	P8/KI-D1/04.0/II/2025/000320	Australia	Melbourne	CANNED TUNA	13,406.40	1,561,724,942
1650	PT. ANEKA TUNA INDONESIA	6-Feb	P8/KI-D1/04.0/II/2025/000320	Australia	Melbourne	SAMPLE OF CANNED TUNA	1.43	164,254
1651	PT. GEMA ISTA RAYA	6-Feb	P8/KI-D1/04.0/II/2025/000324	Timor-Leste	Dili	Canned Sardines	15,500.00	403,883,500
1652	PT. AMARTA CARRAGEENAN INDONESIA	6-Feb	P8/KI-D1/04.0/II/2025/000325	Poland	Rzeszow	SRC (CARRAGEENAN KAPPA)	3.00	180,000
1653	PT. AMARTA CARRAGEENAN INDONESIA	6-Feb	P8/KI-D1/04.0/II/2025/000327	India	Vadodara	SRC (CARRAGEENAN KAPPA)	2.10	179,999
1654	PT. PHILLIPS SEAFOODS INDONESIA	6-Feb	04.0-00734-2025	United States	Baltimore	FROZEN VALUE ADDED CRAB	11,735.22	3,442,902,314
1655	PT. AMARTA CARRAGEENAN INDONESIA	6-Feb	P8/KI-D1/04.0/II/2025/000328	Philippines	Manila	PERFORATED COARSE IOTA	7,000.00	498,750,000
1656	PT. AMARTA CARRAGEENAN INDONESIA	6-Feb	P8/KI-D1/04.0/II/2025/000328	Philippines	Manila	PERFORATED COARSE KAPPA	15,400.00	1,674,750,000
1657	PT. PHILLIPS SEAFOODS INDONESIA	6-Feb	04.0-00735-2025	United States	Baltimore	PASTEURIZED BLUE SWIMMING CRABMEAT	15,690.24	8,153,354,765
1658	PT. AMARTA CARRAGEENAN INDONESIA	6-Feb	P8/KI-D1/04.0/II/2025/000329	Thailand	Laem Chabang - Thailand	GUM KAPPA CARRAGEENAN SEMI REFINED (FEED GRADE)	8,000.00	802,800,000
1659	PT. BUMI MENARA INTERNUSA DAMPIT	6-Feb	04.0-00736-2025	United States	New York	FROZEN VALUE ADDED SEAFOOD PRODUCT	14,207.36	1,302,275,032
1660	CV. PESONA MANDIRI	6-Feb	P8/KI-D1/04.0/II/2025/000321	Thailand	Lat Krabang	FROZEN ROCK GROUPER	6,056.30	348,297,813
1661	CV. PESONA MANDIRI	6-Feb	P8/KI-D1/04.0/II/2025/000321	Thailand	Lat Krabang	FROZEN GREATER LIZARDFISH	17,317.00	238,455,090
1662	CV. PESONA MANDIRI	6-Feb	P8/KI-D1/04.0/II/2025/000321	Thailand	Lat Krabang	FROZEN EMPEROR FISH	2,137.90	70,999,659
1663	PT. INTI LAUTAN FAJAR ABADI	6-Feb	P8/KI-D1/04.0/II/2025/000330	Australia	Brisbane	YELLOWFIN TUNA PORTIONS	110.00	20,887,350
1664	PT. INTI LAUTAN FAJAR ABADI	6-Feb	P8/KI-D1/04.0/II/2025/000330	Australia	Brisbane	YELLOWFIN TUNA SAKU	15.00	2,848,275
1665	PT. INTI LAUTAN FAJAR ABADI	6-Feb	P8/KI-D1/04.0/II/2025/000331	Australia	Brisbane	RED SPOT EMPEROR	9,125.00	1,374,635,625
1666	PT. PHILLIPS SEAFOODS INDONESIA	6-Feb	04.0-00737-2025	United States	Baltimore	FROZEN VALUE ADDED CRAB	11,735.22	3,442,902,314
1667	PT. BUMI MENARA INTERNUSA DAMPIT	6-Feb	04.0-00738-2025	United States	Savannah	FROZEN VALUE ADDED SEAFOOD PRODUCT	14,982.00	1,432,189,308
1668	PT. BARAMUDA BAHARI	6-Feb	04.0-00739-2025	United States	New York	FROZEN COOK SHRIMPS	15,436.00	2,962,415,376
1669	PT. BARAMUDA BAHARI	6-Feb	04.0-00740-2025	United States	Jacksonville	FROZEN COOK SHRIMPS	15,890.00	2,923,330,970
1670	PT. BARAMUDA BAHARI	6-Feb	04.0-00741-2025	United States	Jacksonville	FROZEN RAW SHRIMPS	15,890.00	2,795,480,030
1671	PT. SUNRISE NIAGA FISHERY	6-Feb	04.0-00742-2025	United States	Chicago	FROZEN OCTOPUS WCL	22,589.13	2,648,665,849
1672	PT Sekar Bumi Tbk	6-Feb	04.0-00743-2025	United States	New York	VANNAMEI RAW EZ PEEL IQF SHRIMP	8,119.44	1,331,165,949
1673	PT Sekar Bumi Tbk	6-Feb	04.0-00744-2025	United States	Miami	VANNAMEI RAW PD TAIL ON IQF SHRIMP	15,876.00	2,262,330,000

No.	NAMA UPI	TERBIT HC	NO. HC MUTU	NEGARA TUJUAN	PEL. TUJUAN	NAMA PRODUK	VOLUME (KG)	NILAI (RP)
1674	PT. MARINDO MAKMUR USAHAJAYA	6-Feb	04.0-00745-2025	Japan	Kitakyushu- Moji	FROZEN CAPELIN FISH	7,440.80	70,687,600
1675	PT. GRAHAMAKMUR CIPTAPRATAMA	6-Feb	04.0-00746-2025	United States	Oakland	FROZEN RAW VANNAMEI PEELED DEVEINED TAIL ON	15,436.00	2,430,676,048
1676	PT. HAKIKI DONARTA	6-Feb	P8/KI-D1/04.0/II/2025/000333	India	Jawaharlal Nehru(Nhava S)	AGAR AGAR POWDER	2,500.00	642,720,000
1677	PT. Hongxin Algae International	6-Feb	P8/KI-D1/04.0/II/2025/000334	China	Xiamen	Semi Refined Carrageenan	28,000.00	2,524,480,000
1678	PT. ANEKA TUNA INDONESIA	6-Feb	04.0-00747-2025	Japan	Tokyo	FISH EXTRACT YF	16,800.00	569,856,000
1679	PT. VARIA NIAGA NUSANTARA	6-Feb	P8/KI-D1/04.0/II/2025/000332	Thailand	Lat Krabang	FROZEN FLYING FISH ROE	12,000.00	3,031,800,000
1680	CV. JAVA FISH	7-Feb	P8/KI-D1/04.0/II/2025/000335	Singapore	Singapore Changi	SLIPPER LOBSTER	100.00	6,000,000
1681	CV. JAVA FISH	7-Feb	P8/KI-D1/04.0/II/2025/000335	Singapore	Singapore Changi	FRESH WHITE SHRIMP	3,220.00	161,000,000
1682	CV. JAVA FISH	7-Feb	P8/KI-D1/04.0/II/2025/000336	Singapore	Singapore Changi	Hairtail	1,125.00	50,625,000
1683	CV. JAVA FISH	7-Feb	P8/KI-D1/04.0/II/2025/000336	Singapore	Singapore Changi	TENGGIRI	1,500.00	60,000,000
1684	CV. JAVA FISH	7-Feb	P8/KI-D1/04.0/II/2025/000338	Singapore	Singapore Changi	Hairtail	1,225.00	55,125,000
1685	CV. JAVA FISH	7-Feb	P8/KI-D1/04.0/II/2025/000338	Singapore	Singapore Changi	TENGGIRI	1,500.00	60,000,000
1686	PT. ANEKA TUNA INDONESIA	7-Feb	04.0-00748-2025	Bulgaria	Varna	CANNED TUNA	15,025.50	797,748,872
1687	PT. BUMI MENARA INTERNUSA DAMPIT	7-Feb	04.0-00749-2025	United States	Savannah	FROZEN VALUE ADDED SEAFOOD PRODUCT	15,052.82	1,668,695,414
1688	CV. JAVA FISH	7-Feb	P8/KI-D1/04.0/II/2025/000340	Singapore	Singapore Changi	FROZEN SPANISH MACKEREL	175.00	5,250,000
1689	CV. JAVA FISH	7-Feb	P8/KI-D1/04.0/II/2025/000340	Singapore	Singapore Changi	GROUPEL	1,750.00	61,250,000
1690	CV. JAVA FISH	7-Feb	P8/KI-D1/04.0/II/2025/000340	Singapore	Singapore Changi	RED SNAPPER	70.00	3,150,000
1691	CV. JAVA FISH	7-Feb	P8/KI-D1/04.0/II/2025/000340	Singapore	Singapore Changi	SILVER POMFRET	2,800.00	154,000,000
1692	CV. JAVA FISH	7-Feb	P8/KI-D1/04.0/II/2025/000340	Singapore	Singapore Changi	FLATFISH	70.00	1,750,000
1693	CV. JAVA FISH	7-Feb	P8/KI-D1/04.0/II/2025/000340	Singapore	Singapore Changi	Goldband Snapper	700.00	28,000,000
1694	CV. JAVA FISH	7-Feb	P8/KI-D1/04.0/II/2025/000340	Singapore	Singapore Changi	BARRAMUNDI SKIN ON	105.00	3,150,000
1695	CV. JAVA FISH	7-Feb	P8/KI-D1/04.0/II/2025/000340	Singapore	Singapore Changi	THREADFIN BLUE	2,415.00	84,525,000
1696	CV. JAVA FISH	7-Feb	P8/KI-D1/04.0/II/2025/000340	Singapore	Singapore Changi	SAND WHITING FISH	1,050.00	26,250,000
1697	CV. JAVA FISH	7-Feb	P8/KI-D1/04.0/II/2025/000340	Singapore	Singapore Changi	FRESH LEATHER JACKET FISH	70.00	2,450,000
1698	PT. ANEKA TUNA INDONESIA	7-Feb	P8/KI-D1/04.0/II/2025/000341	Malaysia	Pasir Gudang, Johor	CANNED TUNA	12,852.00	774,924,192
1699	PT WINAROS KAWULA BAHARI	7-Feb	04.0-00750-2025	United States	Los Angeles	White Raw Vannamei Frozen Shrimp Breaded Round Tail On	2.88	258,805
1700	PT. ANEKA TUNA INDONESIA	7-Feb	04.0-00751-2025	Japan	Yokohama	CANNED TUNA	12,472.32	1,106,007,921
1701	PT. ANEKA TUNA INDONESIA	7-Feb	04.0-00751-2025	Japan	Yokohama	CANNED TUNA	2,580.48	248,714,404
1702	PT. ANEKA TUNA INDONESIA	7-Feb	04.0-00752-2025	Japan	Naha, Okinawa	CANNED TUNA	2,620.80	246,517,690
1703	PT. ANEKA TUNA INDONESIA	7-Feb	04.0-00752-2025	Japan	Naha, Okinawa	CANNED TUNA	2,620.80	265,589,251
1704	PT. ANEKA TUNA INDONESIA	7-Feb	04.0-00753-2025	Japan	Yokohama	POUCHED TUNA	1,036.80	95,256,000
1705	PT. ANEKA TUNA INDONESIA	7-Feb	04.0-00753-2025	Japan	Yokohama	POUCHED TUNA	691.20	67,103,770
1706	PT. ANEKA TUNA INDONESIA	7-Feb	04.0-00754-2025	Japan	Nagoya, Aichi	POUCHED TUNA	2,764.80	254,206,771
1707	PT. ANEKA TUNA INDONESIA	7-Feb	04.0-00754-2025	Japan	Nagoya, Aichi	POUCHED TUNA	1,382.40	136,655,770
1708	PT. ANEKA TUNA INDONESIA	7-Feb	04.0-00755-2025	Japan	Nagoya, Aichi	CANNED TUNA	10,752.00	957,981,696
1709	PT. ANEKA TUNA INDONESIA	7-Feb	04.0-00755-2025	Japan	Nagoya, Aichi	CANNED TUNA	1,290.24	124,357,202
1710	PT. ANEKA TUNA INDONESIA	7-Feb	04.0-00756-2025	Japan	Nagoya, Aichi	CANNED TUNA	4,838.40	432,141,696
1711	PT. ANEKA TUNA INDONESIA	7-Feb	04.0-00756-2025	Japan	Nagoya, Aichi	CANNED TUNA	4,838.40	467,423,309
1712	PT. ANEKA TUNA INDONESIA	7-Feb	04.0-00757-2025	Japan	Shimizu	CANNED TUNA	4,515.84	402,392,955
1713	PT. ANEKA TUNA INDONESIA	7-Feb	04.0-00757-2025	Japan	Shimizu	CANNED TUNA	6,773.76	653,031,107
1714	PT. ANEKA TUNA INDONESIA	7-Feb	04.0-00758-2025	Japan	Osaka	CANNED TUNA	3,870.72	340,758,835

No.	NAMA UPI	TERBIT HC	NO. HC MUTU	NEGARA TUJUAN	PEL. TUJUAN	NAMA PRODUK	VOLUME (KG)	NILAI (RP)
1715	PT. ANEKA TUNA INDONESIA	7-Feb	04.0-00758-2025	Japan	Osaka	CANNED TUNA	5,806.08	556,930,806
1716	CV. TIRTA SURYA SRI REJEKI	7-Feb	04.0-00759-2025	China	Dalian	SALT JELLYFISH	15,450.00	216,300,000
1717	PT. ANEKA TUNA INDONESIA	7-Feb	04.0-00760-2025	Japan	Shimizu	CANNED TUNA	11,612.16	1,051,655,270
1718	PT. ANEKA TUNA INDONESIA	7-Feb	04.0-00760-2025	Japan	Shimizu	SAMPLE OF CANNED TUNA	4.41	436,497
1719	PT. ANEKA TUNA INDONESIA	7-Feb	04.0-00760-2025	Japan	Shimizu	CANNED TUNA	7,741.44	757,778,596
1720	PT. ANEKA TUNA INDONESIA	7-Feb	04.0-00760-2025	Japan	Shimizu	SAMPLE OF CANNED TUNA	2.94	294,300
1721	CV. TIRTA SURYA SRI REJEKI	7-Feb	04.0-00761-2025	China	Dalian	SALT JELLYFISH	15,450.00	216,300,000
1722	CV. TIRTA SURYA SRI REJEKI	7-Feb	04.0-00762-2025	China	Dalian	SALT JELLYFISH	15,450.00	216,300,000
1723	CV. TIRTA SURYA SRI REJEKI	7-Feb	04.0-00763-2025	China	Dalian	SALT JELLYFISH	15,450.00	216,300,000
1724	PT WINAROS KAWULA BAHARI	7-Feb	04.0-00764-2025	United States	Long Beach	White Vannamei Nobashi Ebi	8,008.80	1,331,118,622
1725	PT WINAROS KAWULA BAHARI	7-Feb	04.0-00765-2025	United States	Long Beach	White Vannamei Sushi Ebi	3,264.00	878,283,648
1726	PT WINAROS KAWULA BAHARI	7-Feb	04.0-00765-2025	United States	Long Beach	White Vannamei Sushi Ebi Broken	660.00	113,014,440
1727	CV. TIRTA SURYA SRI REJEKI	7-Feb	04.0-00766-2025	China	Dalian	SALT JELLYFISH	15,450.00	216,300,000
1728	PT WINAROS KAWULA BAHARI	7-Feb	04.0-00767-2025	United States	New York	White Raw Vannamei PND	907.19	110,893,998
1729	PT WINAROS KAWULA BAHARI	7-Feb	04.0-00767-2025	United States	New York	White Vannamei Nobashi Ebi	6,130.00	1,106,133,980
1730	PT WINAROS KAWULA BAHARI	7-Feb	04.0-00768-2025	United States	New York	White Vannamei Sushi Ebi	2,356.00	675,149,496
1731	PT WINAROS KAWULA BAHARI	7-Feb	04.0-00768-2025	United States	New York	White Vannamei Sushi Ebi Broken	3,628.78	707,111,328
1732	PT WINAROS KAWULA BAHARI	7-Feb	04.0-00768-2025	United States	New York	White Vannamei Sushi Ebi Without Tail	800.00	175,604,000
1733	CV. PESONA MANDIRI	7-Feb	04.0-00769-2025	China	Mawei	FROZEN RIBBON FISH	1,101.50	31,405,968
1734	CV. PESONA MANDIRI	7-Feb	04.0-00769-2025	China	Mawei	FROZEN PAMPANO FISH	23,773.90	417,593,308
1735	CV. PESONA MANDIRI	7-Feb	04.0-00769-2025	China	Mawei	FROZEN CONGER EEL	2,347.30	78,283,629
1736	CV. PESONA MANDIRI	7-Feb	04.0-00770-2025	China	Xiamen	FROZEN THREADFIN BREAM	26,718.00	591,758,279
1737	CV. PESONA MANDIRI	7-Feb	04.0-00771-2025	China	Mawei	FROZEN RIBBON FISH	1,356.00	38,662,272
1738	CV. PESONA MANDIRI	7-Feb	04.0-00771-2025	China	Mawei	FROZEN CROAKER FISH	14,273.10	524,700,566
1739	CV. PESONA MANDIRI	7-Feb	04.0-00771-2025	China	Mawei	FROZEN EMPEROR FISH	1,423.50	31,567,536
1740	CV. PESONA MANDIRI	7-Feb	04.0-00771-2025	China	Mawei	FROZEN THREADFIN FISH	11,269.30	394,203,495
1741	PT. SEKAR LAUT, TBK.	7-Feb	04.0-00772-2025	Netherlands	Rotterdam	SHRIMP CRACKERS	16,187.50	740,788,563
1742	PT. SAMUDRA KENCANA MINA	7-Feb	04.0-00773-2025	Vietnam	Ho Chi Minh City	FROZEN SQUID	27,450.40	1,581,499,895
1743	CV. PESONA MANDIRI	7-Feb	04.0-00774-2025	China	Xiamen	FROZEN TREVALLY FISH	20,577.20	400,020,768
1744	CV. PESONA MANDIRI	7-Feb	04.0-00774-2025	China	Xiamen	FROZEN BASTARD HALIBUT	6,902.40	165,812,904
1745	CV. MARINA SEJAHTERA	7-Feb	04.0-00775-2025	Singapore	Singapore Changi	FRESH SPANISH MACKERELS	575.00	29,325,000
1746	CV. MARINA SEJAHTERA	7-Feb	04.0-00776-2025	Taiwan	Taipei	FRESH SPANISH MACKERELS	750.00	65,250,000
1747	PT. SEKAR LAUT, TBK.	7-Feb	04.0-00777-2025	Netherlands	Rotterdam	SHRIMP CRACKERS	5,100.00	281,953,500
1748	PT. ANEKA TUNA INDONESIA	7-Feb	04.0-00778-2025	Japan	Osaka	CANNED TUNA	12,042.24	1,071,831,613
1749	PT. ANEKA TUNA INDONESIA	7-Feb	04.0-00778-2025	Japan	Osaka	CANNED TUNA	2,580.48	248,714,404
1750	PT. ANEKA TUNA INDONESIA	7-Feb	04.0-00779-2025	Japan	Nagoya, Aichi	POUCHED TUNA	2,764.80	254,206,771
1751	PT. ANEKA TUNA INDONESIA	7-Feb	04.0-00779-2025	Japan	Nagoya, Aichi	POUCHED TUNA	2,073.60	204,575,155
1752	PT. PHILLIPS SEAFOODS INDONESIA	7-Feb	04.0-00780-2025	United States	Baltimore	FROZEN FISH BARRAMUNDI	13,620.00	2,238,024,780
1753	CV. MARINA SEJAHTERA	7-Feb	04.0-00781-2025	China	Xiamen	FRESH BELT FISH	4,500.00	211,500,000
1754	PT. ANEKA TUNA INDONESIA	7-Feb	04.0-00782-2025	Japan	Osaka	POUCHED TUNA	1,382.40	127,103,386
1755	PT. ANEKA TUNA INDONESIA	7-Feb	04.0-00782-2025	Japan	Osaka	POUCHED TUNA	626.40	61,551,943

No.	NAMA UPI	TERBIT HC	NO. HC MUTU	NEGARA TUJUAN	PEL. TUJUAN	NAMA PRODUK	VOLUME (KG)	NILAI (RP)
1756	PT. ANEKA TUNA INDONESIA	7-Feb	04.0-00783-2025	Japan	Nagoya, Aichi	CANNED TUNA	6,881.28	610,596,618
1757	PT. ANEKA TUNA INDONESIA	7-Feb	04.0-00783-2025	Japan	Nagoya, Aichi	CANNED TUNA	4,300.80	414,524,006
1758	PT. VARIA NIAGA NUSANTARA	7-Feb	04.0-00784-2025	United Kingdom (GB)	Felixstowe	FROZEN CATFISH WHOLE GUTTED	14,070.00	402,092,460
1759	PT. VARIA NIAGA NUSANTARA	7-Feb	04.0-00784-2025	United Kingdom (GB)	Felixstowe	FROZEN MILKFISH WHOLE ROUND	6,060.00	197,919,600
1760	PT. REX CANNING	7-Feb	04.0-00785-2025	United States	Los Angeles	CANNED SNAIL IN BRINE	16,218.00	1,485,357,966
1761	CV. JAVA FISH	7-Feb	P8/KI-D1/04.0/II/2025/000337	Singapore	Singapore Changi	FROZEN SPANISH MACKEREL	175.00	5,250,000
1762	CV. JAVA FISH	7-Feb	P8/KI-D1/04.0/II/2025/000337	Singapore	Singapore Changi	GROUPEL	1,750.00	61,250,000
1763	CV. JAVA FISH	7-Feb	P8/KI-D1/04.0/II/2025/000337	Singapore	Singapore Changi	RED SNAPPER	70.00	3,150,000
1764	CV. JAVA FISH	7-Feb	P8/KI-D1/04.0/II/2025/000337	Singapore	Singapore Changi	SILVER POMFRET	2,800.00	154,000,000
1765	CV. JAVA FISH	7-Feb	P8/KI-D1/04.0/II/2025/000337	Singapore	Singapore Changi	FLATFISH	70.00	1,750,000
1766	CV. JAVA FISH	7-Feb	P8/KI-D1/04.0/II/2025/000337	Singapore	Singapore Changi	Goldband Snapper	700.00	28,000,000
1767	CV. JAVA FISH	7-Feb	P8/KI-D1/04.0/II/2025/000337	Singapore	Singapore Changi	BARRAMUNDI SKIN ON	105.00	3,150,000
1768	CV. JAVA FISH	7-Feb	P8/KI-D1/04.0/II/2025/000337	Singapore	Singapore Changi	THREADFIN BLUE	2,310.00	80,850,000
1769	CV. JAVA FISH	7-Feb	P8/KI-D1/04.0/II/2025/000337	Singapore	Singapore Changi	SAND WHITING FISH	1,050.00	26,250,000
1770	CV. JAVA FISH	7-Feb	P8/KI-D1/04.0/II/2025/000337	Singapore	Singapore Changi	FRESH LEATHER JACKET FISH	70.00	2,450,000
1771	PT. PHILLIPS SEAFOODS INDONESIA	7-Feb	04.0-00786-2025	United States	Baltimore	FROZEN VALUE ADDED CRAB	9,509.76	2,893,258,892
1772	PT. PHILLIPS SEAFOODS INDONESIA	7-Feb	04.0-00787-2025	United States	Baltimore	FROZEN PASTEURIZED CRAB MEAT	4,717.44	654,827,846
1773	PT ANEKA SAKANA INDONESIA	7-Feb	04.0-00788-2025	Japan	Shimizu	FROZEN SKIPJACK TUNA WHOLE ROUND	25,000.00	500,000,000
1774	PT. REX CANNING	7-Feb	04.0-00789-2025	Canada	Montreal	CANNED CRABMEAT IN BRINE	13,056.00	1,323,721,728
1775	PT. GRAHAMAKMUR CIPTAPRATAMA	7-Feb	04.0-00790-2025	United States	Los Angeles	FROZEN RAW VANNAMEI PEELED DEVEINED TAIL ON	15,436.00	2,491,756,300
1776	PT Sekar Bumi Tbk	7-Feb	P8/KI-D1/04.0/II/2025/000342	Puerto Rico	San Juan	VANNAMEI COOKED PDO IQF	15,972.39	2,180,678,462
1777	PT. SAMUDRA KENCANA MINA	7-Feb	04.0-00791-2025	Vietnam	Ho Chi Minh City	FROZEN SOFT BONE CUTTLFISH	13,553.00	1,152,980,816
1778	PT. INTI LAUTAN FAJAR ABADI	7-Feb	04.0-00792-2025	United States	Jacksonville	SNAPPER	7,540.94	970,473,732
1779	CV LEGONG BALI	7-Feb	04.0-00793-2025	Taiwan	Keelung (Chilung)	ALOHA FISH CRACKERS	600.00	49,875,000
1780	CV LEGONG BALI	7-Feb	04.0-00793-2025	Taiwan	Keelung (Chilung)	ALOHA FISH CRACKERS PALEMBANG 3X3	750.00	56,287,500
1781	CV LEGONG BALI	7-Feb	04.0-00793-2025	Taiwan	Keelung (Chilung)	ALOHA FISH CRACKERS PALEMBANG 6X6	450.00	33,772,500
1782	CV LEGONG BALI	7-Feb	04.0-00794-2025	Taiwan	Keelung (Chilung)	ALOHA BARU SHRIMP CRACKERS	2,400.00	246,240,000
1783	CV LEGONG BALI	7-Feb	04.0-00794-2025	Taiwan	Keelung (Chilung)	ALOHA CRACKERS LOS	800.00	76,380,000
1784	CV LEGONG BALI	7-Feb	04.0-00794-2025	Taiwan	Keelung (Chilung)	AMIGO SHRIMP CRACKERS BIG WHITE	3,000.00	239,400,000
1785	CV LEGONG BALI	7-Feb	04.0-00794-2025	Taiwan	Keelung (Chilung)	AMIGO SHRIMPS CRACKERS SMALL WHITE EXTRA CHILLI	1,200.00	99,180,000
1786	PT. AGROMINA WICAKSANA	7-Feb	P8/KI-D1/04.0/II/2025/000343	Senegal	Dakar	FROZEN EMPEROR WHOLE ROUND	27,005.99	1,004,622,828
1787	PT. INTI LAUTAN FAJAR ABADI	7-Feb	04.0-00795-2025	United States	Jacksonville	COBIA	4,086.00	649,874,214

No.	NAMA UPI	TERBIT HC	NO. HC MUTU	NEGARA TUJUAN	PEL. TUJUAN	NAMA PRODUK	VOLUME (KG)	NILAI (RP)
1788	PT. INTI LAUTAN FAJAR ABADI	7-Feb	04.0-00796-2025	United States	Jacksonville	GROUPEUR	2,270.00	709,774,520
1789	CV. JAVA FISH	7-Feb	P8/KI-D1/04.0/II/2025/000344	Singapore	Singapore Changi	SLIPPER LOBSTER	100.00	6,000,000
1790	CV. JAVA FISH	7-Feb	P8/KI-D1/04.0/II/2025/000344	Singapore	Singapore Changi	FRESH WHITE SHRIMP	3,280.00	164,000,000
1791	PT. INTI LAUTAN FAJAR ABADI	7-Feb	04.0-00797-2025	United States	Jacksonville	SNAPPER	27.24	6,498,756
1792	PT. INTI LAUTAN FAJAR ABADI	7-Feb	04.0-00797-2025	United States	Jacksonville	SNAPPER	1,053.28	251,285,223
1793	PT. INTI LAUTAN FAJAR ABADI	7-Feb	04.0-00798-2025	United States	Jacksonville	SNAPPER	1,816.00	433,250,384
1794	PT. INTI LAUTAN FAJAR ABADI	7-Feb	04.0-00799-2025	United States	Jacksonville	GROUPEUR	2,270.00	717,980,570
1795	PT. SURYA ALAM TUNGGAL	8-Feb	04.0-00800-2025	United States	New York	RAW HEADLESS EASY PEELED VANNAMEI	15,860.02	2,198,500,112
1796	PT. SURYA ALAM TUNGGAL	8-Feb	04.0-00801-2025	Canada	Toronto	RAW HEADLESS EASY PEELED VANNAMEI	16,329.49	2,363,089,486
1797	PT. MULTI PRAWN INDONESIA	8-Feb	04.0-00802-2025	Japan	Tokyo	FROZEN SHRIMP	15,282.00	2,630,108,610
1798	PT. TRIDAYA JAYA MANUNGGAL	8-Feb	04.0-00805-2025	United States	Long Beach	INDONESIAN IQF WHOLE OCTOPUS	21,111.00	1,810,014,918
1799	PT. TRIDAYA JAYA MANUNGGAL	8-Feb	04.0-00804-2025	United States	Long Beach	Frozen Yellowfin Tuna Loin	5,720.40	790,708,010
1800	PT. TRIDAYA JAYA MANUNGGAL	8-Feb	04.0-00804-2025	United States	Long Beach	Frozen Yellowfin Tuna Poke	1,362.00	180,929,442
1801	PT. TRIDAYA JAYA MANUNGGAL	8-Feb	04.0-00804-2025	United States	Long Beach	Frozen Yellowfin Tuna Saku	3,632.00	912,797,872
1802	PT. TRIDAYA JAYA MANUNGGAL	8-Feb	04.0-00804-2025	United States	Long Beach	Frozen Yellowfin Tuna Steak	9,080.00	1,370,417,160
1803	PT.KARYA KENCANA SUMBER SARI	8-Feb	04.0-00807-2025	Netherlands	Rotterdam	KERUPUK UDANG	16,600.00	994,290,200
1804	CV. PESONA MANDIRI	8-Feb	04.0-00803-2025	China	Zhanjiang	FROZEN EMPEROR FISH	8,299.60	194,459,628
1805	CV. PESONA MANDIRI	8-Feb	04.0-00803-2025	China	Zhanjiang	FROZEN MALABAR SNAPPER	18,558.40	855,629,464
1806	PT Sekar Bumi Tbk	8-Feb	04.0-00809-2025	United States	New York	VANNAMEI RAW PD TAIL ON IQF SHRIMP	14,859.94	2,121,791,393
1807	PT. SURYA ALAM TUNGGAL	8-Feb	04.0-00810-2025	United States	Los Angeles	RAW HEADLESS BLACK TIGER	16,329.49	3,604,065,408
1808	PT. VARIA NIAGA NUSANTARA	8-Feb	04.0-00811-2025	Guadeloupe	Pointe-a-Pitre	FROZEN MAHI MAHI SLICES	20,844.00	1,089,224,064
1809	PT Sekar Bumi Tbk	8-Feb	04.0-00812-2025	United States	New York	VANNAMEI RAW PD TAIL OFF IQF SHRIMP	15,876.00	2,313,927,000
1810	PT Sekar Bumi Tbk	8-Feb	04.0-00813-2025	United States	Miami	VANNAMEI RAW PD TAIL OFF IQF SHRIMP	15,876.00	2,313,927,000
1811	PT. SURYA ALAM TUNGGAL	8-Feb	04.0-00814-2025	Canada	Montreal	RAW & PEELED VANNAMEI	15,422.30	2,034,926,218
1812	PT.CANDI JAYA AMERTA	8-Feb	04.0-00815-2025	Netherlands	Rotterdam	KERUPUK UDANG	16,000.00	870,048,000
1813	PT. INTI LUHUR FUJA ABADI	10-Feb	04.0-00816-2025	United States	New York	Frozen Krimson Goldband Snapper WGGG	2,724.00	347,187,420
1814	PT. INTI LUHUR FUJA ABADI	10-Feb	04.0-00817-2025	United States	New York	Frozen Krimson TS Gold band Snapper Fillet	4,426.50	887,442,426
1815	PT. INTI LUHUR FUJA ABADI	10-Feb	04.0-00818-2025	United States	New York	Frozen Krimson TS Grouper Fillet	1,293.90	408,803,823
1816	PT. AMARTA CARRAGEENAN INDONESIA	10-Feb	P8/KI-D1/04.0/II/2025/000345	Australia	Dandenong	SRC (CARRAGEENAN KAPPA)	6.00	180,000
1817	PT. INTI LUHUR FUJA ABADI	10-Feb	04.0-00819-2025	United States	New York	FROZEN KRIMSON NON TREATED COBIA PORTION	454.00	74,979,916
1818	PT. INTI LUHUR FUJA ABADI	10-Feb	04.0-00820-2025	United States	New York	Frozen Krimson TS Grouper Portion	1,452.80	461,823,328

No.	NAMA UPI	TERBIT HC	NO. HC MUTU	NEGARA TUJUAN	PEL. TUJUAN	NAMA PRODUK	VOLUME (KG)	NILAI (RP)
1819	PT. INTI LUHUR FUJA ABADI	10-Feb	04.0-00821-2025	United States	New York	FROZEN KRIMSON NON TREATED COBIA FILLET	454.00	74,979,916
1820	PT. INTI LUHUR FUJA ABADI	10-Feb	04.0-00822-2025	United States	New York	Frozen Krimson TS Cobia Fillet	454.00	74,979,916
1821	CV. JAVA FISH	10-Feb	P8/KI-D1/04.0/II/2025/000346	Singapore	Singapore Changi	Hairtail	1,025.00	46,125,000
1822	CV. JAVA FISH	10-Feb	P8/KI-D1/04.0/II/2025/000346	Singapore	Singapore Changi	TENGGIRI	1,500.00	60,000,000
1823	CV. JAVA FISH	10-Feb	P8/KI-D1/04.0/II/2025/000347	Singapore	Singapore Changi	SLIPPER LOBSTER	100.00	6,000,000
1824	CV. JAVA FISH	10-Feb	P8/KI-D1/04.0/II/2025/000347	Singapore	Singapore Changi	FRESH WHITE SHRIMP	3,140.00	157,000,000
1825	PT. INTI LUHUR FUJA ABADI	10-Feb	04.0-00823-2025	United States	New York	Frozen Krimson TS Scarlet Snapper Fillet	6,583.00	1,604,737,910
1826	PT WINAROS KAWULA BAHARI	10-Feb	04.0-00824-2025	Japan	Tokyo	White Raw Vannamei Frozen Shrimp	5,404.80	792,089,654
1827	PT WINAROS KAWULA BAHARI	10-Feb	04.0-00824-2025	Japan	Tokyo	White Vannamei Nobashi Ebi	8,157.36	1,255,385,075
1828	PT Sekar Bumi Tbk	10-Feb	04.0-00825-2025	United States	Seattle	VANNAMEI RAW PD TAIL ON IQF SHRIMP	14,696.64	2,131,409,609
1829	PT. ANEKA TUNA INDONESIA	10-Feb	04.0-00826-2025	United Kingdom (GB)	Felixstowe	CANNED TUNA	18,002.88	1,034,715,528
1830	PT. ANEKA TUNA INDONESIA	10-Feb	04.0-00827-2025	United Kingdom (GB)	Felixstowe	POUCHED TUNA	16,120.00	1,098,239,480
1831	CV. JAVA FISH	10-Feb	P8/KI-D1/04.0/II/2025/000348	Singapore	Singapore Changi	FROZEN SPANISH MACKEREL	175.00	5,250,000
1832	CV. JAVA FISH	10-Feb	P8/KI-D1/04.0/II/2025/000348	Singapore	Singapore Changi	GROUPEL	1,750.00	61,250,000
1833	CV. JAVA FISH	10-Feb	P8/KI-D1/04.0/II/2025/000348	Singapore	Singapore Changi	RED SNAPPER	70.00	3,150,000
1834	CV. JAVA FISH	10-Feb	P8/KI-D1/04.0/II/2025/000348	Singapore	Singapore Changi	SILVER POMFRET	2,800.00	154,000,000
1835	CV. JAVA FISH	10-Feb	P8/KI-D1/04.0/II/2025/000348	Singapore	Singapore Changi	FLATFISH	70.00	1,750,000
1836	CV. JAVA FISH	10-Feb	P8/KI-D1/04.0/II/2025/000348	Singapore	Singapore Changi	Goldband Snapper	700.00	28,000,000
1837	CV. JAVA FISH	10-Feb	P8/KI-D1/04.0/II/2025/000348	Singapore	Singapore Changi	BARRAMUNDI SKIN ON	105.00	3,150,000
1838	CV. JAVA FISH	10-Feb	P8/KI-D1/04.0/II/2025/000348	Singapore	Singapore Changi	THREADFIN BLUE	2,205.00	77,175,000
1839	CV. JAVA FISH	10-Feb	P8/KI-D1/04.0/II/2025/000348	Singapore	Singapore Changi	SAND WHITING FISH	1,050.00	26,250,000
1840	CV. JAVA FISH	10-Feb	P8/KI-D1/04.0/II/2025/000348	Singapore	Singapore Changi	FRESH LEATHER JACKET FISH	70.00	2,450,000
1841	PT. ANEKA TUNA INDONESIA	10-Feb	04.0-00829-2025	Japan	Osaka	CANNED TUNA	8,601.60	768,768,000
1842	PT. ANEKA TUNA INDONESIA	10-Feb	04.0-00830-2025	Japan	Yokohama	CANNED TUNA	8,601.60	758,016,000
1843	PT. ANEKA TUNA INDONESIA	10-Feb	04.0-00830-2025	Japan	Yokohama	CANNED TUNA	8,601.60	820,601,242
1844	PT WINAROS KAWULA BAHARI	10-Feb	04.0-00831-2025	United States	Long Beach	White Vannamei Sushi Ebi	3,408.00	947,464,896
1845	PT WINAROS KAWULA BAHARI	10-Feb	04.0-00831-2025	United States	Long Beach	White Vannamei Sushi Ebi Broken	1,814.39	340,969,241
1846	PT WINAROS KAWULA BAHARI	10-Feb	04.0-00832-2025	Japan	Tokyo	White Vannamei Sushi Ebi Without Tail	856.80	184,688,381
1847	PT WINAROS KAWULA BAHARI	10-Feb	04.0-00833-2025	United States	Long Beach	White Vannamei Nobashi Ebi	8,120.00	1,368,122,560
1848	PT. ANEKA TUNA INDONESIA	10-Feb	04.0-00834-2025	Japan	Nagoya, Aichi	CANNED TUNA	5,160.96	459,531,878
1849	PT. ANEKA TUNA INDONESIA	10-Feb	04.0-00834-2025	Japan	Nagoya, Aichi	CANNED TUNA	3,440.64	332,541,297
1850	PT. REX CANNING	10-Feb	04.0-00835-2025	United States	New York	CANNED BABY CLAM IN BRINE	14,150.00	776,665,200
1851	CV. PESONA MANDIRI	10-Feb	04.0-00836-2025	China	Fuzhou	FROZEN RIBBON FISH	25,650.00	1,132,470,585
1852	CV. PESONA MANDIRI	10-Feb	04.0-00837-2025	China	Fuzhou	FROZEN RIBBON FISH	25,650.00	1,167,970,185
1853	PT. VARIA NIAGA NUSANTARA	10-Feb	04.0-00838-2025	France	Le Havre	FROZEN CATFISH WHOLE GUTTED	9,955.20	323,404,627
1854	PT. VARIA NIAGA NUSANTARA	10-Feb	04.0-00838-2025	France	Le Havre	FROZEN MILKFISH WHOLE ROUND	4,048.00	157,799,136
1855	PT. VARIA NIAGA NUSANTARA	10-Feb	04.0-00838-2025	France	Le Havre	FROZEN RED TILAPIA WGS	1,017.60	51,239,213

No.	NAMA UPI	TERBIT HC	NO. HC MUTU	NEGARA TUJUAN	PEL. TUJUAN	NAMA PRODUK	VOLUME (KG)	NILAI (RP)
1856	CV. PESONA MANDIRI	10-Feb	04.0-00839-2025	China	Fuzhou	FROZEN RIBBON FISH	25,650.00	1,215,014,850
1857	PT. INDONESIA LIFA ALGAE KARAGINAN INTERNATIONAL	10-Feb	P8/KI-D1/04.0/II/2025/000349	Germany	Rosshaupten	Semi Refined Carrageenan Powder	10.00	32,480
1858	PT. VARIA NIAGA NUSANTARA	10-Feb	04.0-00840-2025	France	Le Havre	FROZEN OCTOPUS WHOLE CLEANED	5,016.00	350,342,520
1859	PT. SURYA ALAM TUNGGAL	10-Feb	04.0-00841-2025	Japan	Osaka	RAW HEADLESS BLACK TIGER	10,800.00	1,882,548,000
1860	PT Sekar Bumi Tbk	10-Feb	P8/KI-D1/04.0/II/2025/000350	Chile	San Antonio	VANNAMEI RAW PD TAIL ON IQF SHRIMP	5,443.20	1,095,590,966
1861	PT. BUMI MENARA INTERNUSA DAMPIT	10-Feb	04.0-00842-2025	Netherlands	Rotterdam	FROZEN VALUE ADDED SEAFOOD PRODUCT	6,400.00	924,915,200
1862	PT. BUMI MENARA INTERNUSA DAMPIT	10-Feb	04.0-00843-2025	Netherlands	Rotterdam	FROZEN VALUE ADDED SEAFOOD PRODUCT	4,850.00	596,157,150
1863	PT. EDMAR MANDIRI JAYA	10-Feb	04.0-00844-2025	China	Ningbo	FROZEN SKIPJACK	27,000.00	627,318,000
1864	PT. SOUTHERN MARINE PRODUCTS	10-Feb	P8/KI-D1/04.0/II/2025/000351	Malaysia	Pasir Gudang, Johor	FROZEN FISH PASTE	25,000.00	1,000,000,000
1865	PT. BUMI MENARA INTERNUSA DAMPIT	10-Feb	04.0-00845-2025	United States	Savannah	FROZEN VALUE ADDED SEAFOOD PRODUCT	15,494.11	1,694,234,446
1866	PT. BUMI MENARA INTERNUSA DAMPIT	10-Feb	04.0-00846-2025	United States	Savannah	FROZEN VALUE ADDED SEAFOOD PRODUCT	14,709.60	1,634,015,916
1867	PT Sekar Bumi Tbk	10-Feb	P8/KI-D1/04.0/II/2025/000352	Chile	San Antonio	VANNAMEI RAW EZP IQF	10,886.40	1,111,599,418
1868	PT. ANEKA TUNA INDONESIA	10-Feb	P8/KI-D1/04.0/II/2025/000374	Australia	Melbourne	CANNED TUNA	26,551.20	2,798,629,236
1869	PT. ANEKA TUNA INDONESIA	10-Feb	P8/KI-D1/04.0/II/2025/000374	Australia	Melbourne	SAMPLE OF CANNED TUNA	2.22	232,319
1870	PT. BUMI MENARA INTERNUSA DAMPIT	10-Feb	04.0-00848-2025	United States	Savannah	FROZEN VALUE ADDED SEAFOOD PRODUCT	14,982.00	1,432,189,308
1871	CV. TIRTA SURYA SRI REJEKI	11-Feb	04.0-00849-2025	China	Nansha New Pt	DRIED SEA CUCUMBER	540.00	62,640,000
1872	CV. TIRTA SURYA SRI REJEKI	11-Feb	04.0-00849-2025	China	Nansha New Pt	DRIED SEA CUCUMBER	45.00	3,915,000
1873	CV. TIRTA SURYA SRI REJEKI	11-Feb	04.0-00849-2025	China	Nansha New Pt	DRIED SEA CUCUMBER	180.00	15,660,000
1874	CV. TIRTA SURYA SRI REJEKI	11-Feb	04.0-00849-2025	China	Nansha New Pt	DRIED SEA CUCUMBER	45.00	3,262,500
1875	CV. TIRTA SURYA SRI REJEKI	11-Feb	04.0-00849-2025	China	Nansha New Pt	DRIED SEA CUCUMBER	405.00	35,235,000
1876	CV. TIRTA SURYA SRI REJEKI	11-Feb	04.0-00849-2025	China	Nansha New Pt	DRIED SEA CUCUMBER	45.00	3,262,500
1877	CV. TIRTA SURYA SRI REJEKI	11-Feb	04.0-00849-2025	China	Nansha New Pt	DRIED SEA CUCUMBER	225.00	19,575,000
1878	CV. TIRTA SURYA SRI REJEKI	11-Feb	04.0-00849-2025	China	Nansha New Pt	DRIED SEA CUCUMBER	720.00	62,640,000
1879	CV. TIRTA SURYA SRI REJEKI	11-Feb	04.0-00849-2025	China	Nansha New Pt	DRIED SEA CUCUMBER	45.00	2,610,000
1880	CV. TIRTA SURYA SRI REJEKI	11-Feb	04.0-00849-2025	China	Nansha New Pt	DRIED SEA CUCUMBER	315.00	82,215,000
1881	PT. INTI LAUTAN FAJAR ABADI	11-Feb	04.0-00850-2025	United States	Miami	SNAPPER	90.80	21,393,388
1882	PT. INTI LAUTAN FAJAR ABADI	11-Feb	04.0-00850-2025	United States	Miami	SNAPPER	1,816.00	427,867,760
1883	CV. TIRTA SURYA SRI REJEKI	11-Feb	04.0-00851-2025	China	Nansha New Pt	DRIED FISH MAW	3,160.00	320,740,000
1884	PT. INTI LAUTAN FAJAR ABADI	11-Feb	04.0-00853-2025	United States	Miami	GROUPE	1,266.66	325,901,485
1885	PT. SURYA ALAM TUNGGAL	11-Feb	04.0-00854-2025	Canada	Montreal	RAW HEADLESS EASY PEELED VANNAMEI	6,350.36	729,605,561
1886	PT. SURYA ALAM TUNGGAL	11-Feb	04.0-00854-2025	Canada	Montreal	RAW & PEELED VANNAMEI	9,071.94	1,103,365,631
1887	CV. JAVA FISH	11-Feb	P8/KI-D1/04.0/II/2025/000354	Singapore	Singapore Changi	SLIPPER LOBSTER	100.00	6,000,000
1888	CV. JAVA FISH	11-Feb	P8/KI-D1/04.0/II/2025/000354	Singapore	Singapore Changi	FRESH WHITE SHRIMP	3,300.00	165,000,000
1889	PT. INTI LAUTAN FAJAR ABADI	11-Feb	04.0-00855-2025	United States	Miami	SNAPPER	129.39	30,719,386
1890	PT. INTI LAUTAN FAJAR ABADI	11-Feb	04.0-00855-2025	United States	Miami	SNAPPER	2,594.61	616,004,522

No.	NAMA UPI	TERBIT HC	NO. HC MUTU	NEGARA TUJUAN	PEL. TUJUAN	NAMA PRODUK	VOLUME (KG)	NILAI (RP)
1891	CV. JAVA FISH	11-Feb	P8/KI-D1/04.0/II/2025/000355	Singapore	Singapore Changi	Hairtail	1,125.00	50,625,000
1892	CV. JAVA FISH	11-Feb	P8/KI-D1/04.0/II/2025/000355	Singapore	Singapore Changi	TENGGIRI	1,500.00	60,000,000
1893	PT. INTI LAUTAN FAJAR ABADI	11-Feb	04.0-00856-2025	United States	Miami	SNAPPER	27.24	3,907,905
1894	PT. INTI LAUTAN FAJAR ABADI	11-Feb	04.0-00856-2025	United States	Miami	SNAPPER	444.92	63,829,113
1895	PT. INTI LAUTAN FAJAR ABADI	11-Feb	04.0-00857-2025	United States	Miami	SNAPPER	38.14	5,471,564
1896	PT. INTI LAUTAN FAJAR ABADI	11-Feb	04.0-00857-2025	United States	Miami	SNAPPER	371.83	53,342,732
1897	PT. INTI LAUTAN FAJAR ABADI	11-Feb	04.0-00857-2025	United States	Miami	SNAPPER	57.20	8,205,912
1898	PT. WINAROS KAWULA BAHARI	11-Feb	04.0-00858-2025	United States	San Francisco	White Raw Vannamei PDTO	3.63	392,136
1899	PT. SURYA ALAM TUNGGAL	11-Feb	04.0-00859-2025	Japan	Tokyo	RAW PEELED WHITE VANNAMEI	15,000.00	1,873,695,000
1900	PT. BUMI MENARA INTERNUSA DAMPIT	11-Feb	04.0-00860-2025	United States	Savannah	FROZEN VALUE ADDED SEAFOOD PRODUCT	14,982.00	1,478,393,796
1901	PT. INTI LAUTAN FAJAR ABADI	11-Feb	04.0-00861-2025	United States	Miami	SPANISH MACKEREL	2,270.00	366,673,100
1902	PT. ANEKA TUNA INDONESIA	11-Feb	P8/KI-D1/04.0/II/2025/000357	Australia	Melbourne	CANNED TUNA	29,376.00	2,625,626,880
1903	PT. ANEKA TUNA INDONESIA	11-Feb	P8/KI-D1/04.0/II/2025/000357	Australia	Melbourne	SAMPLE OF CANNED TUNA	1.28	114,205
1904	PT. SURYA ALAM TUNGGAL	11-Feb	04.0-00862-2025	Canada	Montreal	RAW & PEELED VANNAMEI	14,515.10	1,946,982,939
1905	PT. SEKAR KATOKICHI	11-Feb	04.0-00863-2025	Japan	Kobe	Frozen Breaded Shrimp	10,536.45	1,196,361,215
1906	PT. SOUTHERN MARINE PRODUCTS	11-Feb	P8/KI-D1/04.0/II/2025/000353	Singapore	Singapore Container Terminal	FROZEN FISH PASTE	27,000.00	999,999,000
1907	PT. ANEKA TUNA INDONESIA	11-Feb	04.0-00864-2025	Japan	Hakata/Fukuoka	CANNED TUNA	8,601.60	767,039,078
1908	PT. BUMI MENARA INTERNUSA DAMPIT	11-Feb	04.0-00865-2025	United States	Los Angeles	FROZEN VALUE ADDED SEAFOOD PRODUCT	14,319.16	1,383,502,920
1909	PT. GRAHAMAKMUR CIPTAPRATAMA	11-Feb	04.0-00866-2025	United States	New York	FROZEN RAW VANNAMEI PEELED DEVEINED TAIL ON	15,436.00	2,262,933,036
1910	PT. INTI LAUTAN FAJAR ABADI	11-Feb	04.0-00867-2025	United States	Miami	GROUPE	2,233.68	687,712,099
1911	CV. JAVA FISH	11-Feb	P8/KI-D1/04.0/II/2025/000356	Singapore	Singapore Changi	FROZEN SPANISH MACKEREL	175.00	5,250,000
1912	CV. JAVA FISH	11-Feb	P8/KI-D1/04.0/II/2025/000356	Singapore	Singapore Changi	GROUPE	1,750.00	61,250,000
1913	CV. JAVA FISH	11-Feb	P8/KI-D1/04.0/II/2025/000356	Singapore	Singapore Changi	RED SNAPPER	70.00	3,150,000
1914	CV. JAVA FISH	11-Feb	P8/KI-D1/04.0/II/2025/000356	Singapore	Singapore Changi	SILVER POMFRET	2,800.00	154,000,000
1915	CV. JAVA FISH	11-Feb	P8/KI-D1/04.0/II/2025/000356	Singapore	Singapore Changi	FLATFISH	70.00	1,750,000
1916	CV. JAVA FISH	11-Feb	P8/KI-D1/04.0/II/2025/000356	Singapore	Singapore Changi	Goldband Snapper	700.00	28,000,000
1917	CV. JAVA FISH	11-Feb	P8/KI-D1/04.0/II/2025/000356	Singapore	Singapore Changi	BARRAMUNDI SKIN ON	105.00	3,150,000
1918	CV. JAVA FISH	11-Feb	P8/KI-D1/04.0/II/2025/000356	Singapore	Singapore Changi	THREADFIN BLUE	2,520.00	88,200,000
1919	CV. JAVA FISH	11-Feb	P8/KI-D1/04.0/II/2025/000356	Singapore	Singapore Changi	SAND WHITING FISH	1,050.00	26,250,000
1920	CV. JAVA FISH	11-Feb	P8/KI-D1/04.0/II/2025/000356	Singapore	Singapore Changi	FRESH LEATHER JACKET FISH	70.00	2,450,000
1921	PT. BAHARI INTI NUSANTARA	11-Feb	04.0-00869-2025	China	Dalian	SALTED JELLYFISH	12,600.00	221,130,000
1922	PT. INTI LAUTAN FAJAR ABADI	11-Feb	04.0-00870-2025	United States	Miami	SNAPPER	167.98	40,791,759
1923	PT. INTI LAUTAN FAJAR ABADI	11-Feb	04.0-00870-2025	United States	Miami	SNAPPER	2,102.02	510,448,231
1924	PT. BUMI MENARA INTERNUSA DAMPIT	11-Feb	04.0-00871-2025	United States	Savannah	FROZEN VALUE ADDED SEAFOOD PRODUCT	14,982.00	1,478,393,796
1925	PT. INTI LAUTAN FAJAR ABADI	11-Feb	04.0-00872-2025	United States	Miami	SNAPPER	4,540.00	1,079,512,120
1926	PT. SEKAR LAUT, TBK.	11-Feb	04.0-00868-2025	Korea (South)	Busan (ex Pusan)	SHRIMP CRACKERS	13,940.00	586,664,900
1927	PT. AMARTA CARRAGEENAN INDONESIA	11-Feb	P8/KI-D1/04.0/II/2025/000358	SERBIA	Novi Sad	SRC (CARRAGEENAN KAPPA)	0.40	180,000
1928	PT. SAMUDRA KENCANA MINA	11-Feb	P8/KI-D1/04.0/II/2025/000373	Australia	Brisbane	FROZEN CORAL TROUT FILLET	3,080.00	372,372,000

No.	NAMA UPI	TERBIT HC	NO. HC MUTU	NEGARA TUJUAN	PEL. TUJUAN	NAMA PRODUK	VOLUME (KG)	NILAI (RP)
1929	PT. GEMA ISTA RAYA	11-Feb	P8/KI-D1/04.0/II/2025/000359	Congo, Democratic Republic	Matadi	Canned Sardines	20,000.00	686,400,000
1930	PT. INDONESIA LIFA ALGAE KARAGINAN INTERNATIONAL	11-Feb	P8/KI-D1/04.0/II/2025/000360	China	Xiamen	CARRAGEENAN SEMI REFINED (IOTA CARRAGEENAN)	24,000.00	976,080,000
1931	PT. AMARTA CARRAGEENAN INDONESIA	11-Feb	P8/KI-D1/04.0/II/2025/000361	Russian Federation	Vladivostok	SEMI REFINED KAPPA CARRAGEENAN	20,000.00	3,810,000,000
1932	PT. SAMUDRA KENCANA MINA	11-Feb	P8/KI-D1/04.0/II/2025/000400	Australia	Brisbane	FROZEN GOLDBAND SNAPPER FILLET	550.00	79,508,000
1933	PT. INDONESIA LIFA ALGAE KARAGINAN INTERNATIONAL	11-Feb	P8/KI-D1/04.0/II/2025/000362	China	Xiamen	Agar Powder	3,000.00	488,040,000
1934	PT. MULTI PRAWN INDONESIA	11-Feb	04.0-00874-2025	Vietnam	Cat Lai	FROZEN SHRIMP	10,800.00	1,819,033,200
1935	PT. VARIA NIAGA NUSANTARA	11-Feb	04.0-00876-2025	United Kingdom (GB)	Felixstowe	FROZEN BLACK POMFRET WHOLE ROUND	1,000.00	61,313,000
1936	PT. VARIA NIAGA NUSANTARA	11-Feb	04.0-00876-2025	United Kingdom (GB)	Felixstowe	FROZEN BARRACUDA WHOLE ROUND	5,490.00	260,308,350
1937	PT. VARIA NIAGA NUSANTARA	11-Feb	04.0-00876-2025	United Kingdom (GB)	Felixstowe	FROZEN BARRAMUNDI HEADLESS GUTTED SCALED	1,110.00	75,316,830
1938	PT. ANEKA TUNA INDONESIA	11-Feb	P8/KI-D1/04.0/II/2025/000363	Saudi Arabia	Ad Dammam	CANNED TUNA	26,150.40	1,920,066,970
1939	PT. ANEKA TUNA INDONESIA	11-Feb	P8/KI-D1/04.0/II/2025/000364	Saudi Arabia	Ad Dammam	CANNED TUNA	19,713.60	1,214,101,483
1940	PT. ANEKA TUNA INDONESIA	11-Feb	P8/KI-D1/04.0/II/2025/000364	Saudi Arabia	Ad Dammam	CANNED TUNA	29,570.40	1,943,041,414
1941	PT. VARIA NIAGA NUSANTARA	11-Feb	04.0-00877-2025	United Kingdom (GB)	Felixstowe	FROZEN KINGFISH HEADLESS	13,336.90	1,308,349,890
1942	PT. VARIA NIAGA NUSANTARA	11-Feb	04.0-00878-2025	United Kingdom (GB)	Felixstowe	FROZEN YELLOWFIN TUNA HEADLESS GUTTED	2,520.00	144,207,000
1943	PT. ANEKA TUNA INDONESIA	11-Feb	P8/KI-D1/04.0/II/2025/000365	Saudi Arabia	Ad Dammam	CANNED TUNA	53,222.40	3,334,702,694
1944	PT. ANEKA TUNA INDONESIA	11-Feb	P8/KI-D1/04.0/II/2025/000366	Saudi Arabia	Ad Dammam	POUCHED TUNA	11,200.00	557,312,000
1945	PT. ANEKA TUNA INDONESIA	11-Feb	P8/KI-D1/04.0/II/2025/000367	Saudi Arabia	Ad Dammam	CANNED TUNA	19,420.80	987,780,730
1946	PT. ANEKA TUNA INDONESIA	11-Feb	P8/KI-D1/04.0/II/2025/000367	Saudi Arabia	Ad Dammam	CANNED TUNA	8,601.60	754,790,400
1947	PT. VARIA NIAGA NUSANTARA	11-Feb	04.0-00879-2025	United Kingdom (GB)	Felixstowe	FROZEN SAILFISH CHUNK	5,058.40	314,278,392
1948	PT. VARIA NIAGA NUSANTARA	11-Feb	04.0-00879-2025	United Kingdom (GB)	Felixstowe	FROZEN YELLOWSTRIPE TREVALLY WHOLE ROUND	1,560.00	62,488,920
1949	PT. VARIA NIAGA NUSANTARA	11-Feb	04.0-00879-2025	United Kingdom (GB)	Felixstowe	FROZEN KINGFISH HEADLESS GUTTED	9,915.90	972,749,790
1950	PT. VARIA NIAGA NUSANTARA	11-Feb	04.0-00879-2025	United Kingdom (GB)	Felixstowe	FROZEN KINGFISH ROE	924.00	89,133,660
1951	PT Sekar Bumi Tbk	11-Feb	04.0-00880-2025	United States	Seattle	VANNAMEI RAW PD TAIL OFF IQF SHRIMP	15,876.00	1,757,489,076
1952	PT. VARIA NIAGA NUSANTARA	11-Feb	04.0-00881-2025	United Kingdom (GB)	Felixstowe	FROZEN RIBBONFISH	330.00	18,884,250
1953	PT. VARIA NIAGA NUSANTARA	11-Feb	04.0-00881-2025	United Kingdom (GB)	Felixstowe	FROZEN BLACK POMFRET WHOLE ROUND	2,000.00	130,800,000
1954	PT. VARIA NIAGA NUSANTARA	11-Feb	04.0-00881-2025	United Kingdom (GB)	Felixstowe	FROZEN BARRAMUNDI HEADLESS GUTTED SCALED	1,710.00	118,822,770
1955	PT. VARIA NIAGA NUSANTARA	11-Feb	04.0-00881-2025	United Kingdom (GB)	Felixstowe	FROZEN EMPEROR WGS	2,000.00	96,464,000
1956	PT. SAMUDRA KENCANA MINA	11-Feb	P8/KI-D1/04.0/II/2025/000459	Australia	Brisbane	FROZEN CORAL TROUT FILLET	3,080.00	372,372,000
1957	PT. MEGA MARINE PRIDE	11-Feb	04.0-00882-2025	United States	New York	FROZEN CRAB	11,974.95	4,674,613,332
1958	PT. BUMI MENARA INTERNUSA DAMPIT	11-Feb	04.0-00883-2025	United States	Savannah	FROZEN VALUE ADDED SEAFOOD PRODUCT	14,982.00	1,478,393,796

No.	NAMA UPI	TERBIT HC	NO. HC MUTU	NEGARA TUJUAN	PEL. TUJUAN	NAMA PRODUK	VOLUME (KG)	NILAI (RP)
1959	PT. GEMA ISTA RAYA	11-Feb	P8/KI-D1/04.0/II/2025/000368	Cameroon	Douala	Canned Sardines	101,565.00	3,165,781,050
1960	PT. SAMUDRA KENCANA MINA	11-Feb	P8/KI-D1/04.0/II/2025/000370	Australia	Brisbane	FROZEN SNAPPER FILLET	970.00	110,968,000
1961	PT. SAMUDRA KENCANA MINA	11-Feb	P8/KI-D1/04.0/II/2025/000369	Australia	Brisbane	FROZEN GOLDBAND SNAPPER FILLET	550.00	79,508,000
1962	PT. SAMUDRA KENCANA MINA	11-Feb	P8/KI-D1/04.0/II/2025/000371	Australia	Brisbane	FROZEN SLIPPER LOBSTER	1,480.00	262,945,680
1963	PT. SAMUDRA KENCANA MINA	11-Feb	P8/KI-D1/04.0/II/2025/000372	Australia	Brisbane	FROZEN EMPEROR FILLET	970.00	110,968,000
1964	CV. PESONA MANDIRI	11-Feb	04.0-00884-2025	China	Tianjinxingang	FROZEN RIBBON FISH	25,612.20	892,057,559
1965	PT. SAMUDRA KENCANA MINA	11-Feb	P8/KI-D1/04.0/II/2025/000465	Australia	Brisbane	FROZEN CORAL TROUT FILLET	3,080.00	372,372,000
1966	PT. ANEKA TUNA INDONESIA	12-Feb	P8/KI-D1/04.0/II/2025/000466	Australia	Melbourne	CANNED TUNA	26,203.20	2,638,164,379
1967	PT. ANEKA TUNA INDONESIA	12-Feb	P8/KI-D1/04.0/II/2025/000466	Australia	Melbourne	SAMPLE OF CANNED TUNA	2.24	209,265
1968	PT WINAROS KAWULA BAHARI	12-Feb	04.0-00886-2025	United States	Los Angeles	White Vannamei Nobashi Ebi	6,766.80	1,134,034,478
1969	PT WINAROS KAWULA BAHARI	12-Feb	04.0-00885-2025	United States	Los Angeles	White Vannamei Sushi Ebi	3,264.00	880,545,600
1970	PT WINAROS KAWULA BAHARI	12-Feb	04.0-00885-2025	United States	Los Angeles	White Vannamei Sushi Ebi Broken	1,980.00	339,916,500
1971	PT. PHILLIPS SEAFOODS INDONESIA	12-Feb	04.0-00887-2025	United States	Baltimore	FROZEN VALUE ADDED CRAB	11,769.60	4,447,237,517
1972	PT. ANEKA TUNA INDONESIA	12-Feb	04.0-00888-2025	Japan	Hiroshima	CANNED TUNA	16,343.04	1,454,121,984
1973	PT. ANEKA TUNA INDONESIA	12-Feb	04.0-00888-2025	Japan	Hiroshima	CANNED TUNA	860.16	82,904,801
1974	CV. JAVA FISH	12-Feb	P8/KI-D1/04.0/II/2025/000375	Singapore	Singapore Changi	FROZEN SPANISH MACKEREL	175.00	5,250,000
1975	CV. JAVA FISH	12-Feb	P8/KI-D1/04.0/II/2025/000375	Singapore	Singapore Changi	GROUPEL	1,750.00	61,250,000
1976	CV. JAVA FISH	12-Feb	P8/KI-D1/04.0/II/2025/000375	Singapore	Singapore Changi	RED SNAPPER	70.00	3,150,000
1977	CV. JAVA FISH	12-Feb	P8/KI-D1/04.0/II/2025/000375	Singapore	Singapore Changi	SILVER POMFRET	2,800.00	154,000,000
1978	CV. JAVA FISH	12-Feb	P8/KI-D1/04.0/II/2025/000375	Singapore	Singapore Changi	FLATFISH	70.00	1,750,000
1979	CV. JAVA FISH	12-Feb	P8/KI-D1/04.0/II/2025/000375	Singapore	Singapore Changi	Goldband Snapper	700.00	28,000,000
1980	CV. JAVA FISH	12-Feb	P8/KI-D1/04.0/II/2025/000375	Singapore	Singapore Changi	BARRAMUNDI SKIN ON	105.00	3,150,000
1981	CV. JAVA FISH	12-Feb	P8/KI-D1/04.0/II/2025/000375	Singapore	Singapore Changi	THREADFIN BLUE	2,310.00	80,850,000
1982	CV. JAVA FISH	12-Feb	P8/KI-D1/04.0/II/2025/000375	Singapore	Singapore Changi	SAND WHITING FISH	1,050.00	26,250,000
1983	CV. JAVA FISH	12-Feb	P8/KI-D1/04.0/II/2025/000375	Singapore	Singapore Changi	FRESH LEATHER JACKET FISH	70.00	2,450,000
1984	CV. JAVA FISH	12-Feb	P8/KI-D1/04.0/II/2025/000376	Singapore	Singapore Changi	Hairtail	950.00	42,750,000
1985	CV. JAVA FISH	12-Feb	P8/KI-D1/04.0/II/2025/000376	Singapore	Singapore Changi	TENGGIRI	1,500.00	60,000,000
1986	PT WINAROS KAWULA BAHARI	12-Feb	04.0-00889-2025	Japan	Tokyo	White Cooked Vannamei Frozen Shrimp	1,660.00	283,622,620
1987	PT WINAROS KAWULA BAHARI	12-Feb	04.0-00889-2025	Japan	Tokyo	White Vannamei Sushi Ebi	1,359.60	335,462,266
1988	PT WINAROS KAWULA BAHARI	12-Feb	04.0-00889-2025	Japan	Tokyo	White Vannamei Sushi Ebi Without Tail	8,638.40	1,843,227,238
1989	CV. JAVA FISH	12-Feb	P8/KI-D1/04.0/II/2025/000377	Singapore	Singapore Changi	SLIPPER LOBSTER	100.00	6,000,000
1990	CV. JAVA FISH	12-Feb	P8/KI-D1/04.0/II/2025/000377	Singapore	Singapore Changi	FRESH WHITE SHRIMP	3,180.00	159,000,000
1991	PT. ANEKA TUNA INDONESIA	12-Feb	04.0-00890-2025	Japan	Hiroshima	CANNED TUNA	17,203.20	1,530,517,094
1992	PT WINAROS KAWULA BAHARI	12-Feb	04.0-00891-2025	United States	Los Angeles	White Vannamei Ebishin (Broken)	4,620.00	778,257,480
1993	PT WINAROS KAWULA BAHARI	12-Feb	04.0-00891-2025	United States	Los Angeles	White Vannamei Sushi Ebi	9,000.60	2,443,473,887
1994	PT. BUMI MENARA INTERNUSA DAMPIT	12-Feb	04.0-00892-2025	United States	New York	FROZEN FISH	15,209.00	3,495,195,499
1995	PT. ANEKA TUNA INDONESIA	12-Feb	P8/KI-D1/04.0/II/2025/000378	Saudi Arabia	Ad Dammam	CANNED TUNA	29,376.00	1,562,891,328
1996	PT. ANEKA TUNA INDONESIA	12-Feb	P8/KI-D1/04.0/II/2025/000378	Saudi Arabia	Ad Dammam	CANNED TUNA	8,640.00	853,796,160

No.	NAMA UPI	TERBIT HC	NO. HC MUTU	NEGARA TUJUAN	PEL. TUJUAN	NAMA PRODUK	VOLUME (KG)	NILAI (RP)
1997	PT. GEMA ISTA RAYA	12-Feb	P8/KI-D1/04.0/II/2025/000379	Ghana	Tema	Canned Sardines	40,000.00	1,310,400,000
1998	PT. BUMI MENARA INTERNUSA DAMPIT	12-Feb	04.0-00893-2025	United States	Seattle	FROZEN VALUE ADDED SEAFOOD PRODUCT	16,213.25	1,823,212,389
1999	PT. ALTER TRADE INDONESIA	12-Feb	04.0-00894-2025	Japan	Tokyo	SEAFOOD MIX IQF	302.40	65,650,435
2000	PT. ALTER TRADE INDONESIA	12-Feb	04.0-00895-2025	Japan	Tokyo	FROZEN EBI FRY	1,125.60	285,251,803
2001	PT. SINDABAD MARINE PIONEER	12-Feb	P8/KI-D1/04.0/II/2025/000326	Thailand	Songkhla	DRIED FLYING FISH ROE	5,000.00	3,322,500,000
2002	Koperasi Agar Makmur Sentosa	12-Feb	04.0-00896-2025	China	Xiamen	DRIED GRACILARIA SP	26,000.00	208,000,000
2003	PT. LEGONG BALI NUSANTARA	12-Feb	04.0-00897-2025	China	Shekou	ALOHA SUPER PRAWN CRACKERS	600.00	56,962,200
2004	PT. LEGONG BALI NUSANTARA	12-Feb	04.0-00897-2025	China	Shekou	AMIGO PRAWN CRACKERS	12,600.00	913,449,600
2005	PT. LEGONG BALI NUSANTARA	12-Feb	04.0-00897-2025	China	Shekou	AMIGO PRAWN CRACKERS 400GR	4,800.00	357,494,400
2006	PT. LEGONG BALI NUSANTARA	12-Feb	04.0-00897-2025	China	Shekou	SUPER EXTRA SHRIMPS CRACKERS REGULAR	4,800.00	283,929,600
2007	PT. ALTER TRADE INDONESIA	12-Feb	04.0-00898-2025	Japan	Tokyo	FROZEN SHRIMP	7,963.90	3,155,583,880
2008	PT. ALTER TRADE INDONESIA	12-Feb	04.0-00898-2025	Japan	Tokyo	Udang Krosok	93.60	27,433,130
2009	PT. BUMI MENARA INTERNUSA DAMPIT	12-Feb	04.0-00899-2025	United States	Savannah	FROZEN VALUE ADDED SEAFOOD PRODUCT	16,235.04	1,989,798,972
2010	PT. GEMA ISTA RAYA	12-Feb	P8/KI-D1/04.0/II/2025/000380	United Arab Emirates	Jebel Ali	Canned Sardines	20,000.00	644,800,000
2011	PT Sekar Bumi Tbk	12-Feb	04.0-00900-2025	Korea (South)	Incheon	FROZEN CAT FISH	4,200.00	192,045,000
2012	PT Sekar Bumi Tbk	12-Feb	04.0-00901-2025	Korea (South)	Incheon	FROZEN FISH BALL	8,172.00	417,997,800
2013	PT. MEGA MARINE PRIDE	12-Feb	04.0-00902-2025	Japan	Tokyo	FROZEN RAW SENEGAL SHRIMP	3,075.20	899,034,720
2014	PT. MEGA MARINE PRIDE	12-Feb	04.0-00902-2025	Japan	Tokyo	FROZEN RED ARGENTINA SHRIMP	6,516.20	1,623,739,297
2015	PT Sekar Bumi Tbk	12-Feb	04.0-00903-2025	United States	Norfolk	VANNAMEI COOKED IN SHELL PD TAIL ON IQF SHRIMP	14,932.51	2,803,115,845
2016	PT Sekar Bumi Tbk	12-Feb	04.0-00904-2025	United States	Norfolk	VANNAMEI RAW EZ PEEL IQF SHRIMP	453.60	56,763,958
2017	PT. SAMUDRA KENCANA MINA	12-Feb	04.0-00905-2025	Italy	Livorno	FROZEN OCTOPUS	16,965.00	1,534,212,810
2018	CV. JAVA FISH	13-Feb	P8/KI-D1/04.0/II/2025/000381	Singapore	Singapore Changi	SLIPPER LOBSTER	100.00	6,000,000
2019	CV. JAVA FISH	13-Feb	P8/KI-D1/04.0/II/2025/000381	Singapore	Singapore Changi	FRESH WHITE SHRIMP	3,260.00	163,000,000
2020	CV. JAVA FISH	13-Feb	P8/KI-D1/04.0/II/2025/000382	Singapore	Singapore Changi	FROZEN SPANISH MACKEREL	175.00	5,250,000
2021	CV. JAVA FISH	13-Feb	P8/KI-D1/04.0/II/2025/000382	Singapore	Singapore Changi	GROUPEL	1,750.00	61,250,000
2022	CV. JAVA FISH	13-Feb	P8/KI-D1/04.0/II/2025/000382	Singapore	Singapore Changi	RED SNAPPER	70.00	3,150,000
2023	CV. JAVA FISH	13-Feb	P8/KI-D1/04.0/II/2025/000382	Singapore	Singapore Changi	SILVER POMFRET	2,800.00	154,000,000
2024	CV. JAVA FISH	13-Feb	P8/KI-D1/04.0/II/2025/000382	Singapore	Singapore Changi	FLATFISH	70.00	1,750,000
2025	CV. JAVA FISH	13-Feb	P8/KI-D1/04.0/II/2025/000382	Singapore	Singapore Changi	Goldband Snapper	700.00	28,000,000
2026	CV. JAVA FISH	13-Feb	P8/KI-D1/04.0/II/2025/000382	Singapore	Singapore Changi	BARRAMUNDI SKIN ON	105.00	3,150,000
2027	CV. JAVA FISH	13-Feb	P8/KI-D1/04.0/II/2025/000382	Singapore	Singapore Changi	THREADFIN BLUE	2,170.00	75,950,000
2028	CV. JAVA FISH	13-Feb	P8/KI-D1/04.0/II/2025/000382	Singapore	Singapore Changi	SAND WHITING FISH	1,050.00	26,250,000
2029	CV. JAVA FISH	13-Feb	P8/KI-D1/04.0/II/2025/000382	Singapore	Singapore Changi	FRESH LEATHER JACKET FISH	70.00	2,450,000
2030	PT. Komodo Maju Pangan	13-Feb	04.0-00906-2025	United States	Los Angeles	Shrimp Crackers	13,816.00	1,707,574,704
2031	CV. JAVA FISH	13-Feb	P8/KI-D1/04.0/II/2025/000383	Singapore	Singapore Changi	Hairtail	1,075.00	48,375,000
2032	CV. JAVA FISH	13-Feb	P8/KI-D1/04.0/II/2025/000383	Singapore	Singapore Changi	TENGGIRI	1,500.00	60,000,000

No.	NAMA UPI	TERBIT HC	NO. HC MUTU	NEGARA TUJUAN	PEL. TUJUAN	NAMA PRODUK	VOLUME (KG)	NILAI (RP)
2033	PT WINAROS KAWULA BAHARI	13-Feb	04.0-00907-2025	Japan	Tokyo	White Raw Vannamei Frozen Shrimp	5,290.80	760,679,479
2034	PT WINAROS KAWULA BAHARI	13-Feb	04.0-00907-2025	Japan	Tokyo	White Vannamei Nobashi Ebi	6,249.24	1,007,639,956
2035	PT. MULTI PRAWN INDONESIA	13-Feb	04.0-00908-2025	Japan	Tokyo	FROZEN SHRIMP	15,282.00	2,489,774,004
2036	PT. MULTI PRAWN INDONESIA	13-Feb	04.0-00909-2025	Japan	Osaka	FROZEN SHRIMP	15,282.00	2,498,179,104
2037	PT WINAROS KAWULA BAHARI	13-Feb	04.0-00910-2025	Japan	Tokyo	White Vannamei Ebi Fry	1,456.00	220,605,840
2038	PT. ANEKA TUNA INDONESIA	13-Feb	04.0-00911-2025	Japan	Hakata/Fukuoka	CANNED TUNA	1,720.32	152,370,463
2039	PT. ANEKA TUNA INDONESIA	13-Feb	04.0-00912-2025	Japan	Shimizu	POUCHED TUNA	4,608.00	682,269,696
2040	PT. ANEKA TUNA INDONESIA	13-Feb	04.0-00912-2025	Japan	Shimizu	SAMPLE OF POUCHED TUNA	0.40	58,800
2041	PT. ANEKA TUNA INDONESIA	13-Feb	04.0-00913-2025	Japan	Hakata/Fukuoka	POUCHED TUNA	2,419.20	223,606,656
2042	PT. ANEKA TUNA INDONESIA	13-Feb	04.0-00913-2025	Japan	Hakata/Fukuoka	POUCHED TUNA	3,110.40	307,581,235
2043	PT. SEKAR LAUT, TBK.	13-Feb	04.0-00914-2025	United Kingdom (GB)	Southampton	SHRIMP CRACKERS	6,006.00	285,873,588
2044	PT. AMARTA CARRAGEENAN INDONESIA	13-Feb	04.0-00915-2025	United States	Allentown	GUM KAPPA CARRAGEENAN (SEAWEED FLOUR)	19,050.00	2,394,585,000
2045	PT. ANEKA TUNA INDONESIA	13-Feb	04.0-00916-2025	Japan	Yokohama	POUCHED TUNA	1,382.40	127,487,693
2046	PT. ANEKA TUNA INDONESIA	13-Feb	04.0-00916-2025	Japan	Yokohama	POUCHED TUNA	1,369.44	134,884,362
2047	PT.CANDI JAYA AMERTA	13-Feb	04.0-00917-2025	Netherlands	Rotterdam	KERUPUK UDANG	16,000.00	872,720,000
2048	PT. ANEKA TUNA INDONESIA	13-Feb	04.0-00918-2025	Japan	Yokohama	CANNED TUNA	5,160.96	498,811,945
2049	PT. ANEKA TUNA INDONESIA	13-Feb	P8/KI-D1/04.0/II/2025/000384	Saudi Arabia	Ad Dammam	CANNED TUNA	19,420.80	987,780,730
2050	PT. ANEKA TUNA INDONESIA	13-Feb	P8/KI-D1/04.0/II/2025/000384	Saudi Arabia	Ad Dammam	CANNED TUNA	39,427.20	2,796,098,170
2051	PT. BUMI MENARA INTERNUSA DAMPIT	13-Feb	04.0-00919-2025	United States	Savannah	FROZEN VALUE ADDED SEAFOOD PRODUCT	16,344.00	2,015,411,328
2052	PT. SEKAR LAUT, TBK.	13-Feb	04.0-00920-2025	Netherlands	Rotterdam	SHRIMP CRACKERS	2,187.50	148,623,125
2053	PT. ANEKA TUNA INDONESIA	13-Feb	P8/KI-D1/04.0/II/2025/000385	Saudi Arabia	Ad Dammam	CANNED TUNA	19,713.60	1,381,726,224
2054	PT. AMARTA CARRAGEENAN INDONESIA	13-Feb	P8/KI-D1/04.0/II/2025/000386	Malaysia	Kuala Selangor	SRC (CARRAGEENAN KAPPA)	0.10	180,000
2055	CV. TIRTA SURYA SRI REJEKI	13-Feb	04.0-00921-2025	China	Qingdao	SALT JELLYFISH	13,960.00	202,420,000
2056	PT. ANEKA TUNA INDONESIA	13-Feb	P8/KI-D1/04.0/II/2025/000387	Saudi Arabia	Ad Dammam	CANNED TUNA	29,570.40	2,499,970,327
2057	PT BAHARI SEJAHTERA PERTIWI	13-Feb	04.0-00922-2025	China	Nansha New Pt	Frozen Mackerel Fish	14,385.20	1,003,925,846
2058	PT. ANEKA TUNA INDONESIA	13-Feb	P8/KI-D1/04.0/II/2025/000388	Saudi Arabia	Ad Dammam	CANNED TUNA	39,427.20	2,621,356,819
2059	CV. TIRTA SURYA SRI REJEKI	13-Feb	04.0-00923-2025	China	Qingdao	SALT JELLYFISH	15,120.00	219,240,000
2060	PT BAHARI SEJAHTERA PERTIWI	13-Feb	04.0-00924-2025	China	Nansha New Pt	FROZEN LEATHERJACKET	9,000.00	893,608,200
2061	PT BAHARI SEJAHTERA PERTIWI	13-Feb	04.0-00924-2025	China	Nansha New Pt	FROZEN SEA BREAM FISH	10,656.00	292,040,467
2062	PT BAHARI SEJAHTERA PERTIWI	13-Feb	04.0-00924-2025	China	Nansha New Pt	FROZEN WHITESPOTTED CONGER FISH	3,268.00	111,202,524
2063	PT BAHARI SEJAHTERA PERTIWI	13-Feb	04.0-00925-2025	China	Nansha New Pt	FROZEN ORANGE GOATFISH	7,218.00	184,013,527
2064	PT BAHARI SEJAHTERA PERTIWI	13-Feb	04.0-00925-2025	China	Nansha New Pt	FROZEN BIGEYE FISH	16,632.00	494,828,611
2065	PT BAHARI SEJAHTERA PERTIWI	13-Feb	04.0-00926-2025	China	Nansha New Pt	FROZEN SEA BREAM FISH	3,123.00	69,393,060
2066	PT BAHARI SEJAHTERA PERTIWI	13-Feb	04.0-00926-2025	China	Nansha New Pt	FROZEN SILVER WHITING FISH	1,976.00	51,968,010
2067	PT BAHARI SEJAHTERA PERTIWI	13-Feb	04.0-00926-2025	China	Nansha New Pt	FROZEN WHITESPOTTED CONGER FISH	4,011.10	136,663,793
2068	PT. GEMA ISTA RAYA	13-Feb	P8/KI-D1/04.0/II/2025/000389	Ghana	Tema	Canned Sardines	15,353.00	405,595,554
2069	PT. PHILLIPS SEAFOODS INDONESIA	13-Feb	P8/KI-D1/04.0/II/2025/000390	Australia	Sydney	PASTEURIZED BLUE SWIMMING CRABMEAT	15,690.24	4,268,325,819
2070	PT BAHARI SEJAHTERA PERTIWI	13-Feb	04.0-00927-2025	China	Nansha New Pt	FROZEN ORANGE GOATFISH	10,368.00	266,876,467

No.	NAMA UPI	TERBIT HC	NO. HC MUTU	NEGARA TUJUAN	PEL. TUJUAN	NAMA PRODUK	VOLUME (KG)	NILAI (RP)
2071	PT BAHARI SEJAHTERA PERTIWI	13-Feb	04.0-00927-2025	China	Nansha New Pt	FROZEN BIGEYE FISH	6,597.00	173,771,577
2072	PT BAHARI SEJAHTERA PERTIWI	13-Feb	04.0-00927-2025	China	Nansha New Pt	FROZEN SEA BREAM FISH	6,435.00	159,987,614
2073	PT. INTI LAUTAN FAJAR ABADI	13-Feb	04.0-00928-2025	United States	New York	GROUPE	4,267.60	1,322,968,803
2074	PT. INTI LAUTAN FAJAR ABADI	13-Feb	04.0-00929-2025	United States	New York	SNAPPER	1,005.84	236,179,279
2075	PT. INTI LAUTAN FAJAR ABADI	13-Feb	04.0-00929-2025	United States	New York	SNAPPER	8,096.86	1,901,207,503
2076	PT. INTI LAUTAN FAJAR ABADI	13-Feb	04.0-00929-2025	United States	New York	SNAPPER	93.07	21,853,581
2077	PT. INTI LAUTAN FAJAR ABADI	13-Feb	04.0-00929-2025	United States	New York	SNAPPER	1,834.16	430,675,441
2078	PT. INTI LAUTAN FAJAR ABADI	13-Feb	04.0-00929-2025	United States	New York	SNAPPER	229.27	53,834,430
2079	PT. AMARTA CARRAGEENAN INDONESIA	13-Feb	P8/KI-D1/04.0/II/2025/000391	India	Kochi	SRC (CARRAGEENAN KAPPA)	0.20	180,000
2080	CV. PESONA MANDIRI	13-Feb	04.0-00930-2025	China	Nansha	FROZEN BLACK POMFRET	2,027.40	61,785,623
2081	CV. PESONA MANDIRI	13-Feb	04.0-00930-2025	China	Nansha	FROZEN EMPEROR FISH	6,563.60	148,862,448
2082	CV. PESONA MANDIRI	13-Feb	04.0-00930-2025	China	Nansha	FROZEN MALABAR SNAPPER	16,663.40	931,867,318
2083	PT. SAMUDRA KENCANA MINA	13-Feb	04.0-00931-2025	Italy	Napoli	FROZEN OCTOPUS	21,000.00	1,661,205,000
2084	PT. BUMI MENARA INTERNUSA DAMPIT	13-Feb	04.0-00933-2025	Reunion	Pointe des Galets	FROZEN SHRIMP	1,380.00	222,525,000
2085	PT. GEMA ISTA RAYA	13-Feb	P8/KI-D1/04.0/II/2025/000392	Equatorial Guinea	Malabo	Canned Sardines	20,313.00	707,684,607
2086	CV. MARINA SEJAHTERA	13-Feb	04.0-00934-2025	China	Xiamen	FRESH BELT FISH	4,500.00	211,500,000
2087	PT. GRAHAMAKMUR CIPTAPRATAMA	13-Feb	04.0-00935-2025	United States	New York	FROZEN RAW VANNAMEI PEELED DEVEINED TAIL ON	15,663.00	2,454,768,012
2088	PT. SINDABAD MARINE PIONEER	13-Feb	04.0-00936-2025	Japan	Tomakomai	FROZEN SQUID	9,120.00	629,280,000
2089	PT. SUKSES LAUTAN INDONESIA	13-Feb	P8/KI-D1/04.0/II/2025/000394	Thailand	Bangkok	FROZEN SPOTTED GROUPE WHOLE, IQF, RANDOM WEIGHT (SAMPLE)	103.50	9,049,636
2090	PT. SUKSES LAUTAN INDONESIA	13-Feb	P8/KI-D1/04.0/II/2025/000394	Thailand	Bangkok	FROZEN SPOTTED GROUPE HEAD	11,460.00	241,922,892
2091	PT. GEMA ISTA RAYA	13-Feb	P8/KI-D1/04.0/II/2025/000395	Equatorial Guinea	Malabo	Canned Sardines	40,626.00	1,368,893,070
2092	PT ASIA SEJAHTERA MINA TBK.	13-Feb	P8/KI-D1/04.0/II/2025/000393	Vietnam	Haiphong	DRIED GRACILARIA	25,000.00	224,900,000
2093	PT. SURYA INDOALGAS	13-Feb	P8/KI-D1/04.0/II/2025/000396	Malaysia	Port Kelang	Tepung agar-agar	1,000.00	260,420,000
2094	PT. INTI LAUTAN FAJAR ABADI	13-Feb	04.0-00937-2025	United States	New York	SNAPPER	4,176.80	484,609,043
2095	PT. INTI LAUTAN FAJAR ABADI	13-Feb	04.0-00938-2025	United States	New York	SWORDFISH	2,724.00	355,555,548
2096	PT. INTI LAUTAN FAJAR ABADI	13-Feb	04.0-00939-2025	United States	New York	MAHI-MAHI	3,405.00	444,444,435
2097	PT. BUMI MENARA INTERNUSA DAMPIT	13-Feb	04.0-00940-2025	Netherlands	Rotterdam	FROZEN VALUE ADDED SEAFOOD PRODUCT	10,925.00	1,206,786,425
2098	PT Sekar Bumi Tbk	13-Feb	P8/KI-D1/04.0/II/2025/000397	United Arab Emirates	Dubai	FROZEN ADDED VALUE PRODUCTS	2.28	15,499
2099	PT ANEKA SAKANA INDONESIA	13-Feb	P8/KI-D1/04.0/II/2025/000398	Thailand	Lat Krabang	FROZEN SKIPJACK TUNA WHOLE ROUND	25,000.00	500,000,000
2100	PT. BUMI MENARA INTERNUSA DAMPIT	13-Feb	04.0-00941-2025	Netherlands	Rotterdam	FROZEN VALUE ADDED SEAFOOD PRODUCT	3,750.00	475,462,500
2101	PT. INTI LAUTAN FAJAR ABADI	13-Feb	04.0-00942-2025	United States	New York	GROUPE	2,864.74	859,012,342
2102	PT. HAKIKI DONARTA	13-Feb	P8/KI-D1/04.0/II/2025/000399	Italy	Trieste	AGAR AGAR POWDER TYPE GS	2,020.00	342,551,600
2103	PT. HAKIKI DONARTA	13-Feb	P8/KI-D1/04.0/II/2025/000399	Italy	Trieste	AGAR AGAR POWDER TYPE GS 1000	2,020.00	342,551,600

No.	NAMA UPI	TERBIT HC	NO. HC MUTU	NEGARA TUJUAN	PEL. TUJUAN	NAMA PRODUK	VOLUME (KG)	NILAI (RP)
2104	PT. HAKIKI DONARTA	13-Feb	P8/KI-D1/04.0/II/2025/000399	Italy	Trieste	AGAR AGAR POWDER TYPE GS 800	1,010.00	171,275,800
2105	PT. HAKIKI DONARTA	13-Feb	P8/KI-D1/04.0/II/2025/000399	Italy	Trieste	AGAR AGAR POWDER TYPE GS 900	5,000.00	847,900,000
2106	PT. HAKIKI DONARTA	13-Feb	P8/KI-D1/04.0/II/2025/000399	Italy	Trieste	AGAR AGAR POWDER TYPE SPA-OR	10,100.00	2,072,439,200
2107	PT. EDMAR MANDIRI JAYA	13-Feb	04.0-00943-2025	China	Ningbo	FROZEN SKIPJACK WHOLE ROUND	27,000.00	676,647,000
2108	PT. EDMAR MANDIRI JAYA	13-Feb	04.0-00944-2025	China	Ningbo	FROZEN SKIPJACK WHOLE ROUND	27,000.00	676,647,000
2109	PT. SAMUDRA KENCANA MINA	14-Feb	04.0-00875-2025	Vietnam	Ho Chi Minh City	FROZEN RED MULLET WHOLE ROUND	17,070.00	694,749,000
2110	PT Sekar Bumi Tbk	14-Feb	04.0-00945-2025	United States	Seattle	VANNAMEI COOKED IN SHELL PD TAIL ON IQF SHRIMP	14,696.64	2,611,357,782
2111	PT WINAROS KAWULA BAHARI	14-Feb	04.0-00946-2025	United States	Los Angeles	White Cooked Vannamei PDTO	7,248.00	1,631,814,720
2112	PT WINAROS KAWULA BAHARI	14-Feb	04.0-00946-2025	United States	Los Angeles	White Vannamei Cooked Broken	900.00	150,957,900
2113	CV. MARINA SEJAHTERA	14-Feb	04.0-00947-2025	Vietnam	Ho Chi Minh City	FROZEN TUNA YELLOW FIN WHOLE ROUND Grade B or C	27,504.70	1,292,720,900
2114	PT. MEGA MARINE PRIDE	14-Feb	04.0-00948-2025	Japan	Tokyo	FROZEN RED ARGENTINA SHRIMP	10,004.40	2,662,330,910
2115	PT. GRAHAMAKMUR CIPTAPRATAMA	14-Feb	04.0-00949-2025	United States	New York	FROZEN RAW VANNAMEI PEELED DEVEINED TAIL ON	15,663.00	2,454,768,012
2116	PT. SEKAR KATOKICHI	14-Feb	04.0-00950-2025	United States	Houston	Raw Breaded Aligned Butterfly Tail On Vannamei Shrimp	15,526.80	1,497,653,021
2117	PT Sekar Bumi Tbk	14-Feb	04.0-00951-2025	United States	Long Beach	VANNAMEI RAW PD TAIL OFF IQF SHRIMP	14,515.20	2,053,537,920
2118	PT. SEKAR KATOKICHI	14-Feb	04.0-00952-2025	United States	Houston	Raw Breaded Aligned Butterfly Tail On Vannamei Shrimp	15,526.80	1,497,653,021
2119	PT WINAROS KAWULA BAHARI	14-Feb	04.0-00953-2025	United States	New York	White Raw Vannamei Frozen Shrimp Breaded Butterfly	9,247.94	834,071,709
2120	PT WINAROS KAWULA BAHARI	14-Feb	04.0-00953-2025	United States	New York	White Raw Vannamei Frozen Shrimp Buffalo Breaded Round Tail Off	5,383.29	602,040,237
2121	PT Sekar Bumi Tbk	14-Feb	04.0-00955-2025	United States	Long Beach	FROZEN VANNAMEI COOKED PD TAIL ON IQF SHRIMP	1,360.80	252,097,726
2122	PT. PHILLIPS SEAFOODS INDONESIA	14-Feb	04.0-00956-2025	United States	Baltimore	FROZEN VALUE ADDED CRAB	11,706.00	4,071,147,798
2123	PT. BUMI MENARA INTERNUSA DAMPIT	14-Feb	04.0-00954-2025	Netherlands	Rotterdam	FROZEN RAW SHRIMP	19,000.00	2,264,800,000
2124	PT Sekar Bumi Tbk	14-Feb	04.0-00957-2025	United States	New York	VANNAMEI RAW EZ PEEL IQF SHRIMP	15,876.00	1,990,691,640
2125	PT. MEGA MARINE PRIDE	14-Feb	04.0-00958-2025	Japan	Tokyo	FROZEN RED ARGENTINA SHRIMP	9,532.80	2,489,690,909
2126	PT WINAROS KAWULA BAHARI	14-Feb	04.0-00959-2025	United States	Los Angeles	White Raw Vannamei PDTO	7,460.00	1,210,280,560

No.	NAMA UPI	TERBIT HC	NO. HC MUTU	NEGARA TUJUAN	PEL. TUJUAN	NAMA PRODUK	VOLUME (KG)	NILAI (RP)
2127	CV. PESONA MANDIRI	14-Feb	04.0-00960-2025	China	Mawei	FROZEN RED SNAPPER	3,087.90	160,207,663
2128	CV. PESONA MANDIRI	14-Feb	04.0-00960-2025	China	Mawei	FROZEN TREVALLY FISH	7,499.70	145,794,168
2129	CV. PESONA MANDIRI	14-Feb	04.0-00960-2025	China	Mawei	FROZEN BLACKFIN SCAD	9,829.40	238,854,420
2130	CV. PESONA MANDIRI	14-Feb	04.0-00960-2025	China	Mawei	FROZEN SWEETLIP	4,263.00	110,496,960
2131	PT. BUMI MENARA INTERNUSA DAMPIT	14-Feb	04.0-00961-2025	United States	Los Angeles	FROZEN RAW SHRIMP	12,487.63	1,958,410,038
2132	PT. ANEKA TUNA INDONESIA	14-Feb	P8/KI-D1/04.0/II/2025/000401	Saudi Arabia	Jeddah	SAMPLE OF CANNED TUNA	24.00	576,000
2133	CV. JAVA FISH	14-Feb	P8/KI-D1/04.0/II/2025/000402	Singapore	Singapore Changi	SLIPPER LOBSTER	100.00	6,000,000
2134	CV. JAVA FISH	14-Feb	P8/KI-D1/04.0/II/2025/000402	Singapore	Singapore Changi	FRESH WHITE SHRIMP	3,220.00	161,000,000
2135	PT. SEKAR LAUT, TBK.	14-Feb	04.0-00962-2025	United Kingdom (GB)	Grangemouth	SHRIMP CRACKERS	23,400.00	1,052,555,400
2136	PT. VARIA NIAGA NUSANTARA	14-Feb	04.0-00963-2025	Belgium	Antwerpen	FROZEN MAHI MAHI STEAK	2,376.00	124,426,368
2137	PT. VARIA NIAGA NUSANTARA	14-Feb	04.0-00963-2025	Belgium	Antwerpen	FROZEN SAILFISH CUBES	1,200.00	82,479,600
2138	CV. JAVA FISH	14-Feb	P8/KI-D1/04.0/II/2025/000403	Singapore	Singapore Changi	FROZEN SPANISH MACKEREL	175.00	5,250,000
2139	CV. JAVA FISH	14-Feb	P8/KI-D1/04.0/II/2025/000403	Singapore	Singapore Changi	GROUPE	1,750.00	61,250,000
2140	CV. JAVA FISH	14-Feb	P8/KI-D1/04.0/II/2025/000403	Singapore	Singapore Changi	RED SNAPPER	70.00	3,150,000
2141	CV. JAVA FISH	14-Feb	P8/KI-D1/04.0/II/2025/000403	Singapore	Singapore Changi	SILVER POMFRET	2,800.00	154,000,000
2142	CV. JAVA FISH	14-Feb	P8/KI-D1/04.0/II/2025/000403	Singapore	Singapore Changi	FLATFISH	70.00	1,750,000
2143	CV. JAVA FISH	14-Feb	P8/KI-D1/04.0/II/2025/000403	Singapore	Singapore Changi	Goldband Snapper	700.00	28,000,000
2144	CV. JAVA FISH	14-Feb	P8/KI-D1/04.0/II/2025/000403	Singapore	Singapore Changi	BARRAMUNDI SKIN ON	105.00	3,150,000
2145	CV. JAVA FISH	14-Feb	P8/KI-D1/04.0/II/2025/000403	Singapore	Singapore Changi	THREADFIN BLUE	2,590.00	90,650,000
2146	CV. JAVA FISH	14-Feb	P8/KI-D1/04.0/II/2025/000403	Singapore	Singapore Changi	SAND WHITING FISH	1,050.00	26,250,000
2147	CV. JAVA FISH	14-Feb	P8/KI-D1/04.0/II/2025/000403	Singapore	Singapore Changi	FRESH LEATHER JACKET FISH	70.00	2,450,000
2148	PT. VARIA NIAGA NUSANTARA	14-Feb	04.0-00964-2025	Belgium	Antwerpen	FROZEN GROUPE CHUNK WITH HEAD	3,460.00	305,763,660
2149	PT. VARIA NIAGA NUSANTARA	14-Feb	04.0-00964-2025	Belgium	Antwerpen	EMPEROR STEAK	1,800.00	129,610,800
2150	PT. BUMI MENARA INTERNUSA DAMPIT	14-Feb	04.0-00965-2025	United States	Savannah	FROZEN VALUE ADDED SEAFOOD PRODUCT	14,982.00	1,432,189,308
2151	CV. JAVA FISH	14-Feb	P8/KI-D1/04.0/II/2025/000404	Singapore	Singapore Changi	SLIPPER LOBSTER	100.00	6,000,000
2152	CV. JAVA FISH	14-Feb	P8/KI-D1/04.0/II/2025/000404	Singapore	Singapore Changi	FRESH WHITE SHRIMP	3,360.00	168,000,000
2153	PT. VARIA NIAGA NUSANTARA	14-Feb	04.0-00965-2025	Belgium	Antwerpen	FROZEN RED TILAPIA STEAKS	4,000.00	222,564,000
2154	PT. VARIA NIAGA NUSANTARA	14-Feb	04.0-00965-2025	Belgium	Antwerpen	FROZEN RED TILAPIA WGS	7,424.00	315,883,776
2155	PT. BARAMUDA BAHARI	14-Feb	04.0-00967-2025	Korea (South)	Busan (ex Pusan)	FROZEN NORTHERN SHRIMP MEAT (PTO)	5,880.00	1,711,985,520
2156	CV. JAVA FISH	14-Feb	P8/KI-D1/04.0/II/2025/000405	Singapore	Singapore Changi	Hairtail	1,175.00	52,875,000
2157	CV. JAVA FISH	14-Feb	P8/KI-D1/04.0/II/2025/000405	Singapore	Singapore Changi	TENGGIRI	1,500.00	60,000,000
2158	CV. MARINA SEJAHTERA	14-Feb	04.0-00968-2025	China	Shenzhen	FRESH BELT FISH	4,500.00	211,500,000
2159	CV. MARINA SEJAHTERA	14-Feb	04.0-00969-2025	China	Xiamen	FRESH BELT FISH	4,500.00	211,500,000
2160	PT. GEMA ISTA RAYA	14-Feb	P8/KI-D1/04.0/II/2025/000406	Equatorial Guinea	Malabo	Canned Sardines	60,939.00	2,123,053,821
2161	PT. MEGA MARINE PRIDE	14-Feb	04.0-00970-2025	Netherlands	Rotterdam	FROZEN COOK SHRIMPS	2,016.00	280,292,544
2162	CV. JAVA FISH	14-Feb	P8/KI-D1/04.0/II/2025/000407	Singapore	Singapore Changi	FROZEN SPANISH MACKEREL	175.00	5,250,000
2163	CV. JAVA FISH	14-Feb	P8/KI-D1/04.0/II/2025/000407	Singapore	Singapore Changi	GROUPE	1,750.00	61,250,000
2164	CV. JAVA FISH	14-Feb	P8/KI-D1/04.0/II/2025/000407	Singapore	Singapore Changi	RED SNAPPER	70.00	3,150,000
2165	CV. JAVA FISH	14-Feb	P8/KI-D1/04.0/II/2025/000407	Singapore	Singapore Changi	SILVER POMFRET	2,800.00	154,000,000
2166	CV. JAVA FISH	14-Feb	P8/KI-D1/04.0/II/2025/000407	Singapore	Singapore Changi	FLATFISH	70.00	1,750,000
2167	CV. JAVA FISH	14-Feb	P8/KI-D1/04.0/II/2025/000407	Singapore	Singapore Changi	Goldband Snapper	700.00	28,000,000

No.	NAMA UPI	TERBIT HC	NO. HC MUTU	NEGARA TUJUAN	PEL. TUJUAN	NAMA PRODUK	VOLUME (KG)	NILAI (RP)
2168	CV. JAVA FISH	14-Feb	P8/KI-D1/04.0/II/2025/000407	Singapore	Singapore Changi	BARRAMUNDI SKIN ON	105.00	3,150,000
2169	CV. JAVA FISH	14-Feb	P8/KI-D1/04.0/II/2025/000407	Singapore	Singapore Changi	THREADFIN BLUE	2,415.00	84,525,000
2170	CV. JAVA FISH	14-Feb	P8/KI-D1/04.0/II/2025/000407	Singapore	Singapore Changi	SAND WHITING FISH	1,050.00	26,250,000
2171	CV. JAVA FISH	14-Feb	P8/KI-D1/04.0/II/2025/000407	Singapore	Singapore Changi	FRESH LEATHER JACKET FISH	70.00	2,450,000
2172	CV. MARINA SEJAHTERA	14-Feb	04.0-00971-2025	China	Xiamen	FRESH BELT FISH	4,500.00	211,500,000
2173	CV. JAVA FISH	14-Feb	P8/KI-D1/04.0/II/2025/000408	Singapore	Singapore Changi	Hairtail	1,000.00	45,000,000
2174	CV. JAVA FISH	14-Feb	P8/KI-D1/04.0/II/2025/000408	Singapore	Singapore Changi	TENGGIRI	1,500.00	60,000,000
2175	CV. PESONA MANDIRI	14-Feb	04.0-00972-2025	China	Fuzhou	FROZEN RIBBON FISH	25,650.00	1,205,280,675
2176	PT. MEGA MARINE PRIDE	14-Feb	04.0-00973-2025	Netherlands	Rotterdam	FROZEN RAW SHRIMPS	16,000.00	2,026,976,000
2177	PT. MEGA MARINE PRIDE	14-Feb	04.0-00973-2025	Netherlands	Rotterdam	FROZEN RAW SHRIMPS	14,000.00	1,824,620,000
2178	PT GREEN ONE BIOTEKNOLOGY	14-Feb	P8/KI-D1/04.0/II/2025/000409	Spain	Pontevedra	SEMI REFINED CARRAGEENAN	0.18	19,668
2179	PT. TRIDAYA JAYA MANUNGGAL	14-Feb	04.0-00975-2025	Greece	Thessaloniki	FROZEN OCTOPUS	23,000.00	1,633,253,000
2180	PT. SAMUDRA KENCANA MINA	14-Feb	P8/KI-D1/04.0/II/2025/000456	Mexico	Manzanillo	FROZEN RAW WHOLE CLEANED OCTOPUS (YUCATAN STYLE) BRAND : Capitan LOT: DK759	19,500.00	1,378,513,500
2181	PT. SAMUDRA KENCANA MINA	14-Feb	P8/KI-D1/04.0/II/2025/000420	Mexico	Manzanillo	FROZEN RAW WHOLE CLEANED OCTOPUS (YUCATAN STYLE) BRAND : Capitan LOT NUMBER : DK759	19,500.00	1,378,513,500
2182	PT. GRAHAMAKMUR CIPTAPRATAMA	14-Feb	04.0-00976-2025	Korea (South)	Busan (ex Pusan)	FROZEN RAW VANNAMEI PEELED DEVEINED TAIL ON	15,300.00	2,058,186,600
2183	PT. MULIA PERIKANAN INDONESIA	14-Feb	P8/KI-D1/04.0/II/2025/000410	Singapore	Singapore Changi	GROUPEL	1,091.30	38,195,500
2184	PT. MULIA PERIKANAN INDONESIA	14-Feb	P8/KI-D1/04.0/II/2025/000410	Singapore	Singapore Changi	FROZEN SNAPPER	638.00	15,950,000
2185	PT. SAMUDRA KENCANA MINA	14-Feb	P8/KI-D1/04.0/II/2025/000411	Mexico	Manzanillo	FROZEN OCTOPUS	19,500.00	1,378,513,500
2186	PT. SURYA ALAM TUNGGAL	14-Feb	04.0-00981-2025	Canada	Montreal	RAW HEADLESS BLACK TIGER	10,069.86	2,958,484,589
2187	PT. SURYA ALAM TUNGGAL	14-Feb	04.0-00981-2025	Canada	Montreal	RAW PEELED BLACK TIGER	7,257.55	2,042,978,552
2188	PT. MULIA PERIKANAN INDONESIA	14-Feb	P8/KI-D1/04.0/II/2025/000412	Singapore	Singapore Changi	FROZEN SPANISH MACKEREL	12,791.50	383,745,000
2189	CV. MARINA SEJAHTERA	14-Feb	04.0-00982-2025	Vietnam	Ho Chi Minh City	FROZEN MARLIN	500.00	23,500,000
2190	PT. MEGA MARINE PRIDE	14-Feb	04.0-00978-2025	Korea (South)	Busan (ex Pusan)	FROZEN RED ARGENTINA SHRIMP	16,120.00	3,087,205,680
2191	CV. MARINA SEJAHTERA	14-Feb	04.0-00983-2025	Vietnam	Ho Chi Minh City	FROZEN TUNA YELLOW FIN WHOLE ROUND Grade B or C	27,005.20	1,269,244,400
2192	PT. MEGA MARINE PRIDE	14-Feb	04.0-00977-2025	Korea (South)	Busan (ex Pusan)	FROZEN RAW SHRIMPS	110.00	24,535,500
2193	PT. TRIDAYA JAYA MANUNGGAL	14-Feb	04.0-00979-2025	United States	Miami	Frozen Scarlet Snapper WGGs	2,270.00	313,870,630
2194	PT. TRIDAYA JAYA MANUNGGAL	14-Feb	04.0-00979-2025	United States	Miami	Frozen Crimson Snapper Fillet	5,448.00	1,025,498,832
2195	PT. TRIDAYA JAYA MANUNGGAL	14-Feb	04.0-00979-2025	United States	Miami	FROZEN SCARLET SNAPPER FILLET	1,816.00	420,667,320
2196	PT. TRIDAYA JAYA MANUNGGAL	14-Feb	04.0-00980-2025	United States	Miami	FROZEN KINGFISH STEAKS	2,873.82	345,755,032
2197	PT. TRIDAYA JAYA MANUNGGAL	14-Feb	04.0-00980-2025	United States	Miami	Frozen Pacific Kingfish Steaks	3,877.16	466,468,874
2198	PT. MULIA PERIKANAN INDONESIA	14-Feb	P8/KI-D1/04.0/II/2025/000413	Singapore	Singapore Changi	FROZEN SQUID	2,376.00	83,160,000

No.	NAMA UPI	TERBIT HC	NO. HC MUTU	NEGARA TUJUAN	PEL. TUJUAN	NAMA PRODUK	VOLUME (KG)	NILAI (RP)
2199	PT. SAMUDRA KENCANA MINA	14-Feb	P8/KI-D1/04.0/II/2025/000414	Mexico	Manzanillo	FROZEN RAW WHOLE CLEANED OCTOPUS (YUCATAN STYLE) BRAND : Capitan	19,500.00	1,378,513,500
2200	PT. MEGA MARINE PRIDE	14-Feb	04.0-00985-2025	Netherlands	Rotterdam	FROZEN RAW SHRIMPS	14,000.00	1,824,620,000
2201	PT. INTI LUHUR FUJA ABADI	15-Feb	04.0-00986-2025	China	Fuzhou	FROZEN RIBBONFISH	1,439.20	34,986,952
2202	PT. INTI LUHUR FUJA ABADI	15-Feb	04.0-00987-2025	China	Fuzhou	FROZEN CROAKER FISH	8,679.80	310,021,624
2203	PT. INTI LUHUR FUJA ABADI	15-Feb	04.0-00987-2025	China	Fuzhou	FROZEN CONGER EEL	871.70	33,453,492
2204	PT. INTI LUHUR FUJA ABADI	15-Feb	04.0-00987-2025	China	Fuzhou	FROZEN THREADFIN FISH	17,207.60	489,122,588
2205	PT. SURYA ALAM TUNGGAL	15-Feb	04.0-00988-2025	Canada	Calgary	RAW HEADLESS EASY PEELED VANNAMEI	16,329.49	2,406,101,363
2206	PT. SURYA ALAM TUNGGAL	15-Feb	04.0-00989-2025	Japan	Osaka	RAW HEADLESS BLACK TIGER	10,800.00	1,890,756,000
2207	PT. SURYA ALAM TUNGGAL	15-Feb	04.0-00990-2025	United States	New York	COOKED PEELED BLACK TIGER	1,360.79	350,770,838
2208	PT. SURYA ALAM TUNGGAL	15-Feb	04.0-00991-2025	United States	New York	RAW HEADLESS BLACK TIGER	6,531.80	1,624,817,909
2209	PT. SURYA ALAM TUNGGAL	15-Feb	04.0-00991-2025	United States	New York	RAW PEELED BLACK TIGER	6,622.52	2,647,286,145
2210	PT. SURYA ALAM TUNGGAL	15-Feb	04.0-00991-2025	United States	New York	RAW & PEELED VANNAMEI	1,360.79	242,815,285
2211	PT. SINDABAD MARINE PIONEER	15-Feb	04.0-00992-2025	Taiwan	Keelung (Chilung)	FROZEN FLYING FISH ROE	19,300.00	3,271,350,000
2212	PT. INTI LUHUR FUJA ABADI	15-Feb	04.0-00993-2025	China	Fuzhou	FROZEN PAMPANO FISH	28,083.80	415,791,893
2213	PT. INTI LUHUR FUJA ABADI	15-Feb	04.0-00994-2025	China	Fuzhou	FROZEN PAMPANO FISH	27,502.60	407,203,496
2214	PT. SOUTHERN MARINE PRODUCTS	15-Feb	04.0-00995-2025	Japan	Shimizu	FROZEN FISH PASTE	10,000.00	400,000,000
2215	PT. SOUTHERN MARINE PRODUCTS	15-Feb	04.0-00995-2025	Japan	Shimizu	FROZEN FISH PASTE, HAMO AND GUCHI	15,000.00	600,000,000
2216	CV. MARINA SEJAHTERA	15-Feb	04.0-00996-2025	Taiwan	Keelung (Chilung)	SEASONING CATFISH	2,002.00	34,034,000
2217	CV. MARINA SEJAHTERA	15-Feb	04.0-00996-2025	Taiwan	Keelung (Chilung)	SEASONING BASA	210.00	1,260,000
2218	CV. PESONA MANDIRI	15-Feb	04.0-00997-2025	China	Xiamen	FROZEN CROAKER FISH	3,993.10	145,840,391
2219	CV. PESONA MANDIRI	15-Feb	04.0-00997-2025	China	Xiamen	FROZEN LEATHER JACKET FISH	1,900.00	73,794,480
2220	CV. PESONA MANDIRI	15-Feb	04.0-00997-2025	China	Xiamen	FROZEN MALABAR SNAPPER	5,047.90	147,196,764
2221	CV. PESONA MANDIRI	15-Feb	04.0-00997-2025	China	Xiamen	FROZEN CONGER EEL	15,377.10	431,401,465
2222	PT. SURYA ALAM TUNGGAL	15-Feb	04.0-00998-2025	United States	Los Angeles	RAW HEADLESS EASY PEELED VANNAMEI	14,061.51	1,688,942,028
2223	PT. GRAHAMAKMUR CIPTAPRATAMA	15-Feb	04.0-00999-2025	Canada	Lester B. Pearson International/Toronto	FROZEN RAW VANNAMEI PEELED DEVEINED TAIL ON	4.54	785,134
2224	CV. PESONA MANDIRI	15-Feb	04.0-01000-2025	China	Xiamen	FROZEN RIBBON FISH	11,392.60	332,208,216
2225	CV. PESONA MANDIRI	15-Feb	04.0-01000-2025	China	Xiamen	FROZEN THREADFIN FISH	902.40	31,986,380
2226	CV. PESONA MANDIRI	15-Feb	04.0-01000-2025	China	Xiamen	FROZEN CONGER EEL	15,161.50	442,109,340
2227	PT. TRIDAYA JAYA MANUNGGAL	15-Feb	04.0-01001-2025	United States	New York	Frozen Yellowfin Tuna Loin	2,724.00	404,622,960
2228	PT. TRIDAYA JAYA MANUNGGAL	15-Feb	04.0-01001-2025	United States	New York	Frozen Yellowfin Tuna Saku	454.00	115,374,566
2229	PT. TRIDAYA JAYA MANUNGGAL	15-Feb	04.0-01002-2025	United States	New York	Frozen Octopus	17,706.00	1,595,328,306
2230	PT. SURYA ALAM TUNGGAL	15-Feb	04.0-01003-2025	France	Dunkerque	FROZEN FROGLEG	16,627.20	2,494,495,680
2231	PT. SURYA ALAM TUNGGAL	17-Feb	04.0-01004-2025	Japan	Narita Apt/Tokyo	RAW PEELED WHITE VANNAMEI	5.30	173,379
2232	PT. SURYA ALAM TUNGGAL	17-Feb	04.0-01006-2025	United States	Los Angeles	COOKED AND PEELED VANNAMEI	16,329.49	2,540,982,950
2233	CV. JAVA FISH	17-Feb	P8/KI-D1/04.0/II/2025/000415	Singapore	Singapore Changi	SLIPPER LOBSTER	100.00	6,000,000
2234	CV. JAVA FISH	17-Feb	P8/KI-D1/04.0/II/2025/000415	Singapore	Singapore Changi	FRESH WHITE SHRIMP	3,160.00	158,000,000

No.	NAMA UPI	TERBIT HC	NO. HC MUTU	NEGARA TUJUAN	PEL. TUJUAN	NAMA PRODUK	VOLUME (KG)	NILAI (RP)
2235	PT WINAROS KAWULA BAHARI	17-Feb	04.0-01007-2025	Netherlands	Rotterdam	Frozen Vannamei Nobashi Shrimp	4,320.00	683,402,400
2236	CV. JAVA FISH	17-Feb	P8/KI-D1/04.0/II/2025/000416	Singapore	Singapore Changi	FROZEN SPANISH MACKEREL	175.00	5,250,000
2237	CV. JAVA FISH	17-Feb	P8/KI-D1/04.0/II/2025/000416	Singapore	Singapore Changi	GROUPE	1,750.00	61,250,000
2238	CV. JAVA FISH	17-Feb	P8/KI-D1/04.0/II/2025/000416	Singapore	Singapore Changi	RED SNAPPER	70.00	3,150,000
2239	CV. JAVA FISH	17-Feb	P8/KI-D1/04.0/II/2025/000416	Singapore	Singapore Changi	SILVER POMFRET	2,800.00	154,000,000
2240	CV. JAVA FISH	17-Feb	P8/KI-D1/04.0/II/2025/000416	Singapore	Singapore Changi	FLATFISH	70.00	1,750,000
2241	CV. JAVA FISH	17-Feb	P8/KI-D1/04.0/II/2025/000416	Singapore	Singapore Changi	Goldband Snapper	700.00	28,000,000
2242	CV. JAVA FISH	17-Feb	P8/KI-D1/04.0/II/2025/000416	Singapore	Singapore Changi	BARRAMUNDI SKIN ON	105.00	3,150,000
2243	CV. JAVA FISH	17-Feb	P8/KI-D1/04.0/II/2025/000416	Singapore	Singapore Changi	THREADFIN BLUE	2,555.00	89,425,000
2244	CV. JAVA FISH	17-Feb	P8/KI-D1/04.0/II/2025/000416	Singapore	Singapore Changi	SAND WHITING FISH	1,050.00	26,250,000
2245	CV. JAVA FISH	17-Feb	P8/KI-D1/04.0/II/2025/000416	Singapore	Singapore Changi	FRESH LEATHER JACKET FISH	70.00	2,450,000
2246	PT. SURYA ALAM TUNGGAL	17-Feb	04.0-01008-2025	Japan	Narita Apt/Tokyo	PEELED WHITE	5.70	279,699
2247	PT. ANEKA TUNA INDONESIA	17-Feb	P8/KI-D1/04.0/II/2025/000417	Australia	Melbourne	CANNED TUNA	25,855.20	2,941,727,090
2248	PT. ANEKA TUNA INDONESIA	17-Feb	P8/KI-D1/04.0/II/2025/000417	Australia	Melbourne	SAMPLE OF CANNED TUNA	0.86	96,480
2249	PT. SEKAR LAUT, TBK.	17-Feb	04.0-01009-2025	Taiwan	Keelung (Chilung)	FRIED SHRIMP CRACKERS	485.76	57,936,109
2250	PT. ANEKA TUNA INDONESIA	17-Feb	04.0-01010-2025	United Kingdom (GB)	Felixstowe	POUCHED TUNA	16,120.00	1,098,239,480
2251	PT. SEKAR LAUT, TBK.	17-Feb	04.0-01011-2025	China	Nansha	SHRIMP CRACKERS	1,600.00	93,168,000
2252	PT Sekar Bumi Tbk	17-Feb	04.0-01012-2025	United States	New York	VANNAMEI RAW PD TAIL ON IQF SHRIMP	15,876.00	2,383,241,616
2253	CV. MARINA SEJAHTERA	17-Feb	04.0-01013-2025	Taiwan	Taipei	FRESH SPANISH MACKERELS	750.00	65,250,000
2254	PT Sekar Bumi Tbk	17-Feb	04.0-01014-2025	United States	Chicago	FROZEN VANNAMEI COOKED PD TAIL ON IQF SHRIMP	14,968.80	2,276,065,915
2255	PT WINAROS KAWULA BAHARI	17-Feb	04.0-01015-2025	United States	Long Beach	White Raw Vannamei Frozen Shrimp Breaded Butterfly	14,631.23	1,230,662,018
2256	PT WINAROS KAWULA BAHARI	17-Feb	04.0-01016-2025	Netherlands	Rotterdam	Frozen Vannamei Sushi Shrimp	7,989.00	2,054,818,734
2257	PT. PHILLIPS SEAFOODS INDONESIA	17-Feb	04.0-01017-2025	United States	Baltimore	FROZEN FISH BARRAMUNDI	13,620.00	2,616,510,960
2258	CV. MARINA SEJAHTERA	17-Feb	04.0-01018-2025	China	Xiamen	FRESH BELT FISH	4,500.00	211,500,000
2259	PT. REX CANNING	17-Feb	04.0-01019-2025	United States	New York	CANNED SNAIL IN BRINE	16,218.00	1,486,850,022
2260	PT. PHILLIPS SEAFOODS INDONESIA	17-Feb	04.0-01020-2025	United States	Norfolk	FROZEN VALUE ADDED CRAB	11,840.16	4,410,589,842
2261	CV. JAVA FISH	17-Feb	P8/KI-D1/04.0/II/2025/000419	Singapore	Singapore Changi	Hairtail	1,150.00	51,750,000
2262	CV. JAVA FISH	17-Feb	P8/KI-D1/04.0/II/2025/000419	Singapore	Singapore Changi	TENGGIRI	1,500.00	60,000,000
2263	PT. BUMI MENARA INTERNUSA DAMPIT	17-Feb	04.0-01021-2025	United States	Seattle	FROZEN VALUE ADDED SEAFOOD PRODUCT	14,905.73	1,753,241,774
2264	PT. VARIA NIAGA NUSANTARA	17-Feb	P8/KI-D1/04.0/II/2025/000418	Peru	Callao	FROZEN WHOLE SKIN ON MAHI MAHI FILLET	20,920.00	2,044,093,200
2265	PT. REX CANNING	17-Feb	04.0-01022-2025	United States	New York	CANNED CRABMEAT IN BRINE	12,240.00	1,580,086,080
2266	PT. REX CANNING	17-Feb	04.0-01023-2025	Canada	Vancouver	CANNED BABY CLAM IN BRINE	16,320.00	925,964,160
2267	PT. VARIA NIAGA NUSANTARA	17-Feb	04.0-01024-2025	Guadeloupe	Pointe-a-Pitre	FROZEN NEEDLEFISH NATURAL SHAPE	2,000.00	65,140,000
2268	PT. VARIA NIAGA NUSANTARA	17-Feb	04.0-01024-2025	Guadeloupe	Pointe-a-Pitre	FROZEN MAHI MAHI SLICES	5,004.00	260,768,448
2269	PT. VARIA NIAGA NUSANTARA	17-Feb	04.0-01024-2025	Guadeloupe	Pointe-a-Pitre	FROZEN MAHI MAHI PORTIONS	890.00	76,815,900
2270	PT. VARIA NIAGA NUSANTARA	17-Feb	04.0-01024-2025	Guadeloupe	Pointe-a-Pitre	FROZEN MARLIN CUBES	2,770.00	270,656,700

No.	NAMA UPI	TERBIT HC	NO. HC MUTU	NEGARA TUJUAN	PEL. TUJUAN	NAMA PRODUK	VOLUME (KG)	NILAI (RP)
2271	PT. VARIA NIAGA NUSANTARA	17-Feb	04.0-01024-2025	Guadeloupe	Pointe-a-Pitre	FROZEN MARLIN STEAK SKINLESS BONELESS	1,467.00	164,840,922
2272	PT. SURYA ALAM TUNGGAL	17-Feb	04.0-01024-2025	United States	New York	COOKED AND PEELED VANNAMEI	15,860.02	3,465,097,170
2273	PT. BUMI MENARA INTERNUSA DAMPIT	17-Feb	04.0-01026-2025	United States	Los Angeles	FROZEN FISH	16,346.27	2,549,396,962
2274	PT. VARIA NIAGA NUSANTARA	17-Feb	04.0-01027-2025	Guadeloupe	Pointe-a-Pitre	FROZEN TUNA CUBES SKINLESS BONELESS	5,975.00	462,184,175
2275	PT. VARIA NIAGA NUSANTARA	17-Feb	04.0-01028-2025	Guadeloupe	Pointe-a-Pitre	FROZEN RED SNAPPER SLICES	1,400.00	166,432,000
2276	PT Sekar Bumi Tbk	17-Feb	P8/KI-D1/04.0/II/2025/000421	Chile	San Antonio	VANNAMEI RAW EZP IQF	10,886.40	1,111,599,418
2277	PT Sekar Bumi Tbk	17-Feb	P8/KI-D1/04.0/II/2025/000422	Chile	San Antonio	VANNAMEI RAW PD TAIL ON IQF SHRIMP	5,443.20	1,095,590,966
2278	PT. VARIA NIAGA NUSANTARA	17-Feb	04.0-01029-2025	Guadeloupe	Pointe-a-Pitre	FROZEN OCTOPUS WHOLE CLEANED	1,500.00	111,144,000
2279	PT. SUKSES LAUTAN INDONESIA	17-Feb	04.0-01030-2025	United States	Miami	FROZEN MAHI MAHI PORTION	11,695.04	1,513,010,715
2280	PT. SUKSES LAUTAN INDONESIA	17-Feb	04.0-01031-2025	United States	Miami	FROZEN SCARLET SNAPPER FILLET SKIN ON	1,761.52	393,009,204
2281	PT. SUKSES LAUTAN INDONESIA	17-Feb	04.0-01031-2025	United States	Miami	FROZEN GROUPER FILLET SKIN LESS	6,108.57	1,718,756,124
2282	PT. VARIA NIAGA NUSANTARA	17-Feb	P8/KI-D1/04.0/II/2025/000501	Peru	Callao	FROZEN MAHI MAHI FILLET	20,920.00	2,044,093,200
2283	PT. TRIDAYA JAYA MANUNGGAL	17-Feb	04.0-01032-2025	Reunion	Pointe des Galets	Frozen White Baits	22,890.00	1,421,972,580
2284	PT. BARAMUDA BAHARI	17-Feb	04.0-01034-2025	United States	Jacksonville	FROZEN RAW SHRIMPS	15,890.00	2,807,667,660
2285	PT. ANEKA TUNA INDONESIA	17-Feb	04.0-01035-2025	United Kingdom (GB)	Felixstowe	POUCHED TUNA	16,120.00	1,159,592,200
2286	PT. GEMA ISTA RAYA	18-Feb	04.0-S-00329-2025	Cote D Ivoire (Ivory Coast)	ABIDJAN	CANNED SARDINES	81,252.00	2,788,487,388
2287	CV. JAVA FISH	18-Feb	P8/KI-D1/04.0/II/2025/000423	Singapore	Singapore Changi	FROZEN SPANISH MACKEREL	175.00	5,250,000
2288	CV. JAVA FISH	18-Feb	P8/KI-D1/04.0/II/2025/000423	Singapore	Singapore Changi	GROUPER	1,750.00	61,250,000
2289	CV. JAVA FISH	18-Feb	P8/KI-D1/04.0/II/2025/000423	Singapore	Singapore Changi	RED SNAPPER	70.00	3,150,000
2290	CV. JAVA FISH	18-Feb	P8/KI-D1/04.0/II/2025/000423	Singapore	Singapore Changi	SILVER POMFRET	2,800.00	154,000,000
2291	CV. JAVA FISH	18-Feb	P8/KI-D1/04.0/II/2025/000423	Singapore	Singapore Changi	FLATFISH	70.00	1,750,000
2292	CV. JAVA FISH	18-Feb	P8/KI-D1/04.0/II/2025/000423	Singapore	Singapore Changi	Goldband Snapper	700.00	28,000,000
2293	CV. JAVA FISH	18-Feb	P8/KI-D1/04.0/II/2025/000423	Singapore	Singapore Changi	BARRAMUNDI SKIN ON	105.00	3,150,000
2294	CV. JAVA FISH	18-Feb	P8/KI-D1/04.0/II/2025/000423	Singapore	Singapore Changi	THREADFIN BLUE	2,345.00	82,075,000
2295	CV. JAVA FISH	18-Feb	P8/KI-D1/04.0/II/2025/000423	Singapore	Singapore Changi	SAND WHITING FISH	1,050.00	26,250,000
2296	CV. JAVA FISH	18-Feb	P8/KI-D1/04.0/II/2025/000423	Singapore	Singapore Changi	FRESH LEATHER JACKET FISH	70.00	2,450,000
2297	PT. BEE JAY SEAFOOD	18-Feb	P8/KI-D1/04.0/II/2025/000424	Australia	Brisbane	Sp Emperor	9,365.00	1,217,805,870
2298	CV. JAVA FISH	18-Feb	P8/KI-D1/04.0/II/2025/000425	Singapore	Singapore Changi	Hairtail	975.00	43,875,000
2299	CV. JAVA FISH	18-Feb	P8/KI-D1/04.0/II/2025/000425	Singapore	Singapore Changi	TENGGIRI	1,500.00	60,000,000
2300	CV. JAVA FISH	18-Feb	P8/KI-D1/04.0/II/2025/000426	Singapore	Singapore Changi	SLIPPER LOBSTER	100.00	6,000,000
2301	CV. JAVA FISH	18-Feb	P8/KI-D1/04.0/II/2025/000426	Singapore	Singapore Changi	FRESH WHITE SHRIMP	3,240.00	162,000,000
2302	PT. ANEKA TUNA INDONESIA	18-Feb	P8/KI-D1/04.0/II/2025/000427	Australia	Sydney	CANNED TUNA	24,897.60	2,985,944,270
2303	PT. INTI LUHUR FUJA ABADI	18-Feb	04.0-01036-2025	United States	Los Angeles	FROZEN PREMIUM SNAPPER CS STEAK	4,086.00	990,221,670
2304	PT. INTI LUHUR FUJA ABADI	18-Feb	04.0-01037-2025	United States	Los Angeles	FROZEN PREMIUM SNAPPER CS PORTION SKIN ON	13,016.18	3,084,314,013

No.	NAMA UPI	TERBIT HC	NO. HC MUTU	NEGARA TUJUAN	PEL. TUJUAN	NAMA PRODUK	VOLUME (KG)	NILAI (RP)
2305	PT. SOUTHERN MARINE PRODUCTS	18-Feb	P8/KI-D1/04.0/II/2025/000428	Singapore	Singapore Container Terminal	FROZEN FISH PASTE	25,000.00	1,000,000,000
2306	PT. INDONESIA LIFA ALGAE KARAGINAN INTERNATIONAL	18-Feb	P8/KI-D1/04.0/II/2025/000429	China	Xiamen	CARRAGEENAN SEMI REFINED (IOTA CARRAGEENAN)	16,000.00	748,272,000
2307	PT. INDONESIA LIFA ALGAE KARAGINAN INTERNATIONAL	18-Feb	P8/KI-D1/04.0/II/2025/000430	China	Xiamen	Semi Refined Carrageenan Powder	7,000.00	576,793,000
2308	PT. REX CANNING	18-Feb	04.0-01038-2025	United States	New York	CANNED BABY CLAM IN BRINE	14,263.00	759,119,649
2309	PT. SEKAR LAUT, TBK.	18-Feb	P8/KI-D1/04.0/II/2025/000431	Singapore	Singapore Changi	FINNA NUSANTARA	114.00	7,226,118
2310	PT. ANEKA SUMBER ALAM JAYA	18-Feb	04.0-01039-2025	Taiwan	Kaohsiung	FROZEN SNAIL MEAT/COOKED	9,936.00	596,160,000
2311	CV. MARINA SEJAHTERA	18-Feb	04.0-01040-2025	China	Xiamen	FRESH BELT FISH	4,500.00	211,500,000
2312	PT. SEKAR LAUT, TBK.	18-Feb	P8/KI-D1/04.0/II/2025/000432	Singapore	Singapore Changi	SAMBAL TERASI	1,000.00	58,753,000
2313	PT. SEKAR LAUT, TBK.	18-Feb	P8/KI-D1/04.0/II/2025/000432	Singapore	Singapore Changi	FINNA ULEG SAMBAL TERASI SACHET	108.00	7,354,476
2314	PT Sekar Bumi Tbk	18-Feb	04.0-01041-2025	United States	New York	VANNAMEI RAW PD TAIL OFF IQF SHRIMP	15,876.00	2,313,927,000
2315	PT Sekar Bumi Tbk	18-Feb	04.0-01042-2025	United States	Jacksonville	VANNAMEI COOKED PD TAIL OFF IQF SHRIMP	15,839.71	1,890,627,786
2316	PT. LEGONG BALI NUSANTARA	18-Feb	04.0-01043-2025	China	Shanghai	ALOHA PRAWN CRACKERS	6,600.00	638,635,800
2317	PT. LEGONG BALI NUSANTARA	18-Feb	04.0-01043-2025	China	Shanghai	SUI MA MA SHRIMP CRACKERS 350G	1,092.00	81,419,520
2318	PT. LEGONG BALI NUSANTARA	18-Feb	04.0-01043-2025	China	Shanghai	SUI MA MA SHRIMP CRACKERS 400G	2,208.00	164,632,896
2319	PT. LEGONG BALI NUSANTARA	18-Feb	04.0-01043-2025	China	Shanghai	SUI MA MA SHRIMP CRACKERS BOX 400G	480.00	36,147,360
2320	PT. ANEKA TUNA INDONESIA	18-Feb	P8/KI-D1/04.0/II/2025/000441	Saudi Arabia	Ad Dammam	CANNED TUNA	53,222.40	3,557,012,659
2321	PT. BUMI MENARA INTERNUSA DAMPIT	18-Feb	04.0-01045-2025	Netherlands	Rotterdam	FROZEN VALUE ADDED SEAFOOD PRODUCT	8,175.00	909,836,625
2322	CV. MARINA SEJAHTERA	18-Feb	P8/KI-D1/04.0/II/2025/000433	Iraq	Umm Qasr	FROZEN GREY MULLET	25,630.00	379,324,000
2323	PT. ANEKA TUNA INDONESIA	18-Feb	P8/KI-D1/04.0/II/2025/000434	Saudi Arabia	Ad Dammam	CANNED TUNA	39,427.20	2,796,098,170
2324	PT. VARIA NIAGA NUSANTARA	18-Feb	04.0-01046-2025	France	Le Havre	FROZEN CATFISH WHOLE GUTTED	20,038.40	779,473,722
2325	PT. ANEKA TUNA INDONESIA	18-Feb	P8/KI-D1/04.0/II/2025/000435	Kuwait	Shuwaikh	CANNED TUNA	28,800.00	1,912,492,800
2326	PT. BUMI MENARA INTERNUSA DAMPIT	18-Feb	04.0-01047-2025	Netherlands	Rotterdam	FROZEN VALUE ADDED SEAFOOD PRODUCT	6,375.00	848,703,750
2327	PT. SUKSES LAUTAN INDONESIA	18-Feb	P8/KI-D1/04.0/II/2025/000436	Australia	Brisbane	FROZEN EMPEROR NATURAL FILLETS	5,750.00	843,841,250
2328	PT. SUKSES LAUTAN INDONESIA	18-Feb	P8/KI-D1/04.0/II/2025/000436	Australia	Brisbane	FROZEN PEARL PERCH FILLETS SKIN ON	5,090.00	779,818,540
2329	PT. SUKSES LAUTAN INDONESIA	18-Feb	P8/KI-D1/04.0/II/2025/000436	Australia	Brisbane	FROZEN RED EMPEROR CENTRE CUT FILLETS	870.00	210,456,480
2330	PT. SUKSES LAUTAN INDONESIA	18-Feb	P8/KI-D1/04.0/II/2025/000436	Australia	Brisbane	FROZEN RED EMPEROR NATURAL FILLETS	825.00	179,614,050
2331	PT. SUKSES LAUTAN INDONESIA	18-Feb	P8/KI-D1/04.0/II/2025/000436	Australia	Brisbane	FROZEN WHITE SNAPPER NATURAL FILLETS	4,260.00	762,578,340
2332	PT. ANEKA TUNA INDONESIA	18-Feb	P8/KI-D1/04.0/II/2025/000437	Saudi Arabia	Ad Dammam	CANNED TUNA	19,713.60	1,310,678,410

No.	NAMA UPI	TERBIT HC	NO. HC MUTU	NEGARA TUJUAN	PEL. TUJUAN	NAMA PRODUK	VOLUME (KG)	NILAI (RP)
2333	PT. BUMI MENARA INTERNUSA DAMPIT	18-Feb	04.0-01049-2025	Lithuania	Klaipeda	FROZEN COOK SHRIMP	12,423.60	2,116,360,260
2334	PT. GEMA ISTA RAYA	18-Feb	P8/KI-D1/04.0/II/2025/000439	United Arab Emirates	Dubai	Canned Sardines	0.50	13,000
2335	PT. AMARTA CARRAGEENAN INDONESIA	18-Feb	P8/KI-D1/04.0/II/2025/000440	Turkey	Izmir (Smyrna)	SRC (CARRAGEENAN KAPPA)	0.10	180,000
2336	PT. JUNDA EXIM INDONESIA	18-Feb	04.0-01050-2025	China	Sanshan (Nanhai)	DRIED SEA CUCUMBER	1,380.00	314,739,360
2337	PT. JUNDA EXIM INDONESIA	18-Feb	04.0-01050-2025	China	Sanshan (Nanhai)	DRIED SEA CUCUMBER	11,880.00	1,726,639,200
2338	PT. JUNDA EXIM INDONESIA	18-Feb	04.0-01050-2025	China	Sanshan (Nanhai)	DRIED SEA CUCUMBER	1,740.00	252,891,600
2339	PT. AMARTA CARRAGEENAN INDONESIA	18-Feb	04.0-01051-2025	United States	St Louis	SRC (CARRAGEENAN KAPPA)	17,500.00	1,995,000,000
2340	PT. MULTI PRAWN INDONESIA	18-Feb	04.0-01048-2025	Japan	Tokyo	FROZEN SHRIMP	15,282.00	2,676,489,480
2341	PT Sekar Bumi Tbk	18-Feb	04.0-01052-2025	China	Shanghai Pu Dong Apt	FROZEN ADDED VALUE PRODUCTS	2.22	15,498
2342	PT. VARIA NIAGA NUSANTARA	18-Feb	P8/KI-D1/04.0/II/2025/000438	Dominican Republic	Caucedo	FROZEN SCARLET SNAPPER	12,199.49	1,186,376,004
2343	PT. VARIA NIAGA NUSANTARA	18-Feb	P8/KI-D1/04.0/II/2025/000438	Dominican Republic	Caucedo	FROZEN FILETE DE SCARLET SNAPPER	11,466.93	1,858,560,014
2344	PT. ANEKA TUNA INDONESIA	19-Feb	04.0-S-00316-2025	Japan	NAGOYA, AICHI	SAMPLE OF POUCHED TUNA	6.00	150,000
2345	PT. ANEKA TUNA INDONESIA	19-Feb	04.0-S-00316-2025	Japan	NAGOYA, AICHI	SAMPLE OF POUCHED TUNA	6.00	150,000
2346	CV. JAVA FISH	19-Feb	P8/KI-D1/04.0/II/2025/000442	Singapore	Singapore Changi	FROZEN SPANISH MACKEREL	175.00	5,250,000
2347	CV. JAVA FISH	19-Feb	P8/KI-D1/04.0/II/2025/000442	Singapore	Singapore Changi	GROUPEL	1,750.00	61,250,000
2348	CV. JAVA FISH	19-Feb	P8/KI-D1/04.0/II/2025/000442	Singapore	Singapore Changi	RED SNAPPER	70.00	3,150,000
2349	CV. JAVA FISH	19-Feb	P8/KI-D1/04.0/II/2025/000442	Singapore	Singapore Changi	SILVER POMFRET	2,800.00	154,000,000
2350	CV. JAVA FISH	19-Feb	P8/KI-D1/04.0/II/2025/000442	Singapore	Singapore Changi	FLATFISH	70.00	1,750,000
2351	CV. JAVA FISH	19-Feb	P8/KI-D1/04.0/II/2025/000442	Singapore	Singapore Changi	Goldband Snapper	700.00	28,000,000
2352	CV. JAVA FISH	19-Feb	P8/KI-D1/04.0/II/2025/000442	Singapore	Singapore Changi	BARRAMUNDI SKIN ON	105.00	3,150,000
2353	CV. JAVA FISH	19-Feb	P8/KI-D1/04.0/II/2025/000442	Singapore	Singapore Changi	THREADFIN BLUE	2,485.00	86,975,000
2354	CV. JAVA FISH	19-Feb	P8/KI-D1/04.0/II/2025/000442	Singapore	Singapore Changi	SAND WHITING FISH	1,050.00	26,250,000
2355	CV. JAVA FISH	19-Feb	P8/KI-D1/04.0/II/2025/000442	Singapore	Singapore Changi	FRESH LEATHER JACKET FISH	70.00	2,450,000
2356	CV. JAVA FISH	19-Feb	P8/KI-D1/04.0/II/2025/000443	Singapore	Singapore Changi	SLIPPER LOBSTER	100.00	6,000,000
2357	CV. JAVA FISH	19-Feb	P8/KI-D1/04.0/II/2025/000443	Singapore	Singapore Changi	FRESH WHITE SHRIMP	3,100.00	155,000,000
2358	CV. JAVA FISH	19-Feb	P8/KI-D1/04.0/II/2025/000444	Singapore	Singapore Changi	Hairtail	1,100.00	49,500,000
2359	CV. JAVA FISH	19-Feb	P8/KI-D1/04.0/II/2025/000444	Singapore	Singapore Changi	TENGGIRI	1,500.00	60,000,000
2360	PT. CENTRAM	19-Feb	04.0-01053-2025	Japan	Tokyo	CARRAGEENAN	5,760.00	1,407,841,920
2361	PT. BUMI MENARA INTERNUSA DAMPIT	19-Feb	04.0-01053-2025	United States	Savannah	FROZEN VALUE ADDED SEAFOOD PRODUCT	15,363.36	1,893,303,670
2362	PT WINAROS KAWULA BAHARI	19-Feb	04.0-01055-2025	Japan	Hakata/Fukuoka	White Raw Vannamei Frozen Shrimp	8,672.00	1,040,587,968
2363	PT WINAROS KAWULA BAHARI	19-Feb	04.0-01055-2025	Japan	Hakata/Fukuoka	White Vannamei Nobashi Ebi	7,380.00	1,226,858,580
2364	PT. BUMI MENARA INTERNUSA DAMPIT	19-Feb	04.0-01056-2025	United States	Savannah	FROZEN VALUE ADDED SEAFOOD PRODUCT	15,036.48	1,866,809,065
2365	PT. SEKAR LAUT, TBK.	19-Feb	04.0-01057-2025	Netherlands	Rotterdam	SHRIMP CRACKERS	16,187.50	743,653,750
2366	PT. Hongxin Algae International	19-Feb	P8/KI-D1/04.0/II/2025/000445	China	Xiamen	Semi Refined Carrageenan	28,000.00	2,541,392,000
2367	CV. MARINA SEJAHTERA	19-Feb	04.0-01058-2025	China	Xiamen	FRESH BELT FISH	4,500.00	211,500,000
2368	PT. REX CANNING	19-Feb	04.0-01059-2025	United States	Miami	CANNED SNAIL IN BRINE	16,218.00	1,473,032,286
2369	CV. TIRTA SURYA SRI REJEKI	19-Feb	04.0-01060-2025	China	Nansha	DRIED FISH MAW	40.33	17,543,550

No.	NAMA UPI	TERBIT HC	NO. HC MUTU	NEGARA TUJUAN	PEL. TUJUAN	NAMA PRODUK	VOLUME (KG)	NILAI (RP)
2370	CV. TIRTA SURYA SRI REJEKI	19-Feb	04.0-01060-2025	China	Nansha	DRIED FISH MAW	754.10	557,656,950
2371	CV. TIRTA SURYA SRI REJEKI	19-Feb	04.0-01060-2025	China	Nansha	DRIED FISH MAW	2,895.80	629,836,500
2372	CV. TIRTA SURYA SRI REJEKI	19-Feb	04.0-01060-2025	China	Nansha	DRIED FISH MAW	184.70	124,533,975
2373	PT. BUMI MENARA INTERNUSA DAMPIT	19-Feb	04.0-01061-2025	United States	Savannah	FROZEN VALUE ADDED SEAFOOD PRODUCT	15,085.51	1,750,341,554
2374	PT. GEMA ISTA RAYA	19-Feb	P8/KI-D1/04.0/II/2025/000446	Comoros	Moroni	Canned Sardines	20,313.00	707,684,607
2375	PT. BUMI MENARA INTERNUSA DAMPIT	19-Feb	04.0-01062-2025	Canada	Montreal	FROZEN VALUE ADDED SEAFOOD PRODUCT	12,712.00	1,252,767,600
2376	PT Sekar Bumi Tbk	19-Feb	P8/KI-D1/04.0/II/2025/000447	Singapore	Singapore Container Terminal	FROZEN ORIGINAL ODEN	370.00	38,028,600
2377	PT. ANEKA TUNA INDONESIA	19-Feb	P8/KI-D1/04.0/II/2025/000448	Kuwait	Shuwaikh	CANNED TUNA	13,056.00	883,199,232
2378	PT. BUMI MENARA INTERNUSA DAMPIT	19-Feb	04.0-01063-2025	Canada	Montreal	FROZEN COOK SHRIMP	2,271.82	336,263,437
2379	PT. ANEKA TUNA INDONESIA	19-Feb	04.0-01064-2025	United States	Kansas City	CANNED TUNA	30,535.68	1,326,072,975
2380	PT. VARIA NIAGA NUSANTARA	19-Feb	04.0-01065-2025	Guadeloupe	Pointe-a-Pitre	FROZEN MAHI MAHI SLICES	21,036.00	1,178,016,000
2381	PT Sekar Bumi Tbk	19-Feb	P8/KI-D1/04.0/II/2025/000450	Singapore	Singapore Container Terminal	FROZEN CUTTLE FISH BALL	3,036.00	194,395,080
2382	PT Sekar Bumi Tbk	19-Feb	P8/KI-D1/04.0/II/2025/000449	Singapore	Singapore Container Terminal	FROZEN CRISPY STAR SEAFOOD	162.00	14,222,952
2383	PT Sekar Bumi Tbk	19-Feb	P8/KI-D1/04.0/II/2025/000451	Singapore	Singapore Container Terminal	FROZEN FISH CHIPS	820.00	38,523,600
2384	CV. JAVA FISH	19-Feb	P8/KI-D1/04.0/II/2025/000452	Singapore	Singapore Changi	FRESH STINGRAY FISH / PARI MONDOL	400.00	14,000,000
2385	PT. SEKAR LAUT, TBK.	19-Feb	04.0-01066-2025	Netherlands	Rotterdam	SHRIMP CRACKERS	15,725.00	745,553,700
2386	PT. HAKIKI DONARTA	19-Feb	P8/KI-D1/04.0/II/2025/000453	Thailand	Bangkok	AGAR AGAR POWDER	1,000.00	266,619,000
2387	PT. ANEKA TUNA INDONESIA	19-Feb	P8/KI-D1/04.0/II/2025/000454	Saudi Arabia	Ad Dammam	CANNED TUNA	17,280.00	1,391,610,240
2388	PT. HAKIKI DONARTA	19-Feb	04.0-01067-2025	Japan	Yokohama	AGAR AGAR POWDER TYPE RA 700	1,000.00	236,147,000
2389	PT. HAKIKI DONARTA	19-Feb	04.0-01067-2025	Japan	Yokohama	AGAR AGAR POWDER	1,000.00	228,004,000
2390	PT. ANEKA TUNA INDONESIA	19-Feb	P8/KI-D1/04.0/II/2025/000455	Kuwait	Shuwaikh	CANNED TUNA	28,800.00	1,912,492,800
2391	PT. ANEKA TUNA INDONESIA	19-Feb	04.0-01068-2025	United States	Kansas City	CANNED TUNA	15,267.84	621,599,570
2392	PT BAHARI SEJAHTERA PERTIWI	19-Feb	04.0-01069-2025	China	Nansha New Pt	FROZEN LEATHERJACKET	7,020.00	696,362,940
2393	PT BAHARI SEJAHTERA PERTIWI	19-Feb	04.0-01069-2025	China	Nansha New Pt	FROZEN WHITESPOTTED CONGER FISH	16,153.90	506,747,843
2394	PT. ANEKA TUNA INDONESIA	19-Feb	P8/KI-D1/04.0/II/2025/000457	Saudi Arabia	Ad Dammam	CANNED TUNA	39,427.20	2,621,356,819
2395	PT Sekar Bumi Tbk	19-Feb	P8/KI-D1/04.0/II/2025/000458	Singapore	Singapore Container Terminal	FROZEN SHRIMP GYOZA	513.00	40,003,740
2396	PT Sekar Bumi Tbk	19-Feb	P8/KI-D1/04.0/II/2025/000460	Singapore	Singapore Container Terminal	FROZEN MINI WONTON	600.00	48,648,000
2397	PT Sekar Bumi Tbk	19-Feb	P8/KI-D1/04.0/II/2025/000461	Singapore	Singapore Container Terminal	PRAWN BALL	1,008.00	60,636,240
2398	PT. BUMI PANGAN SEJAHTERA	19-Feb	04.0-01070-2025	United States	New York	FROZEN SHRIMP VANNAMEI RAW PD TAIL ON IQF	15,776.21	2,269,991,528
2399	PT. GRAHAMAKMUR CIPTAPRATAMA	19-Feb	04.0-01071-2025	United States	Los Angeles	FROZEN RAW VANNAMEI PEELED DEVEINED TAIL ON	15,890.00	2,739,785,580

No.	NAMA UPI	TERBIT HC	NO. HC MUTU	NEGARA TUJUAN	PEL. TUJUAN	NAMA PRODUK	VOLUME (KG)	NILAI (RP)
2400	PT. BUMI MENARA INTERNUSA DAMPIT	19-Feb	04.0-01072-2025	Belgium	Antwerpen	FROZEN VALUE ADDED SEAFOOD PRODUCT	19,016.00	2,001,700,224
2401	PT. ANEKA TUNA INDONESIA	19-Feb	P8/KI-D1/04.0/II/2025/000462	Saudi Arabia	Ad Dammam	CANNED TUNA	77,683.20	3,704,168,026
2402	PT BAHARI SEJAHTERA PERTIWI	19-Feb	04.0-01073-2025	China	Nansha New Pt	FROZEN ORANGE GOATFISH	4,464.00	110,952,720
2403	PT BAHARI SEJAHTERA PERTIWI	19-Feb	04.0-01073-2025	China	Nansha New Pt	FROZEN BIGEYE FISH	6,975.00	181,036,125
2404	PT BAHARI SEJAHTERA PERTIWI	19-Feb	04.0-01073-2025	China	Nansha New Pt	FROZEN SEA BREAM FISH	9,981.00	265,554,486
2405	PT BAHARI SEJAHTERA PERTIWI	19-Feb	04.0-01074-2025	China	Nansha New Pt	FROZEN CUTTLFISH	2,400.00	221,966,400
2406	PT. MEGA MARINE PRIDE	19-Feb	P8/KI-D1/04.0/II/2025/000463	Dominican Republic	Caucedo	FROZEN COOK SHRIMPS	10,532.80	1,842,197,253
2407	PT. MEGA MARINE PRIDE	19-Feb	P8/KI-D1/04.0/II/2025/000464	Dominican Republic	Caucedo	FROZEN RAW SHRIMPS	3,995.20	564,693,554
2408	PT. INTI LAUTAN FAJAR ABADI	20-Feb	04.0-5-00347-2025	Australia	BRISBANE	WHITE SNAPPER	2,640.00	319,297,440
2409	PT. ANEKA TUNA INDONESIA	20-Feb	P8/KI-D1/04.0/II/2025/000467	Australia	Melbourne	CANNED TUNA	13,406.40	1,783,748,333
2410	PT. ANEKA TUNA INDONESIA	20-Feb	P8/KI-D1/04.0/II/2025/000467	Australia	Melbourne	SAMPLE OF CANNED TUNA	0.86	114,425
2411	PT. GRAHAMAKMUR CIPTAPRATAMA	20-Feb	04.0-01075-2025	United States	Los Angeles	FROZEN RAW VANNAMEI PEELED DEVEINED TAIL ON	15,436.00	2,223,463,184
2412	PT.CANDI JAYA AMERTA	20-Feb	04.0-01076-2025	Netherlands	Rotterdam	KERUPUK UDANG	17,340.00	915,760,080
2413	PT GREEN ONE BIOTECHNOLOGY	20-Feb	P8/KI-D1/04.0/II/2025/000468	Spain	Pontevedra	SEMI REFINED CARRAGEENAN	0.12	13,125
2414	CV. JAVA FISH	20-Feb	P8/KI-D1/04.0/II/2025/000469	Singapore	Singapore Changi	SLIPPER LOBSTER	100.00	6,000,000
2415	CV. JAVA FISH	20-Feb	P8/KI-D1/04.0/II/2025/000469	Singapore	Singapore Changi	FRESH WHITE SHRIMP	3,220.00	161,000,000
2416	PT. FUYUAN BIOLOGI TECHNOLOGY	20-Feb	P8/KI-D1/04.0/II/2025/000470	Malaysia	Northport/Pt Klang	AGAR AGAR POWDER GS 900	500.00	100,142,000
2417	PT WINAROS KAWULA BAHARI	20-Feb	04.0-01078-2025	Japan	Tokyo	White Vannamei Ebi Fry	688.00	103,147,712
2418	PT WINAROS KAWULA BAHARI	20-Feb	04.0-01079-2025	Japan	Tokyo	White Raw Vannamei Frozen Shrimp	15,960.00	1,934,208,360
2419	PT. ANEKA TUNA INDONESIA	20-Feb	04.0-01080-2025	United Kingdom (GB)	Felixstowe	CANNED TUNA	18,002.88	1,034,715,528
2420	PT. ANEKA TUNA INDONESIA	20-Feb	04.0-01081-2025	United Kingdom (GB)	Felixstowe	POUCHED TUNA	16,120.00	1,206,388,560
2421	PT. ANEKA TUNA INDONESIA	20-Feb	P8/KI-D1/04.0/II/2025/000472	Australia	Melbourne	CANNED TUNA	5.18	239,996
2422	UD. PIALA	20-Feb	P8/KI-D1/04.0/II/2025/000471	Hong Kong	Hong Kong	FROZEN SHRIMP	2,224.80	513,701,870
2423	PT WINAROS KAWULA BAHARI	20-Feb	04.0-01082-2025	Japan	Tokyo	White Raw Vannamei Frozen Shrimp	2,399.60	324,140,368
2424	PT WINAROS KAWULA BAHARI	20-Feb	04.0-01082-2025	Japan	Tokyo	White Vannamei Nobashi Ebi	8,093.30	1,293,438,833
2425	CV. JAVA FISH	20-Feb	P8/KI-D1/04.0/II/2025/000473	Singapore	Singapore Changi	FROZEN SPANISH MACKEREL	175.00	5,250,000
2426	CV. JAVA FISH	20-Feb	P8/KI-D1/04.0/II/2025/000473	Singapore	Singapore Changi	GROUPER	1,750.00	61,250,000
2427	CV. JAVA FISH	20-Feb	P8/KI-D1/04.0/II/2025/000473	Singapore	Singapore Changi	RED SNAPPER	70.00	3,150,000
2428	CV. JAVA FISH	20-Feb	P8/KI-D1/04.0/II/2025/000473	Singapore	Singapore Changi	SILVER POMFRET	2,800.00	154,000,000
2429	CV. JAVA FISH	20-Feb	P8/KI-D1/04.0/II/2025/000473	Singapore	Singapore Changi	FLATFISH	70.00	1,750,000
2430	CV. JAVA FISH	20-Feb	P8/KI-D1/04.0/II/2025/000473	Singapore	Singapore Changi	Goldband Snapper	700.00	28,000,000
2431	CV. JAVA FISH	20-Feb	P8/KI-D1/04.0/II/2025/000473	Singapore	Singapore Changi	BARRAMUNDI SKIN ON	105.00	3,150,000
2432	CV. JAVA FISH	20-Feb	P8/KI-D1/04.0/II/2025/000473	Singapore	Singapore Changi	THREADFIN BLUE	2,275.00	79,625,000
2433	CV. JAVA FISH	20-Feb	P8/KI-D1/04.0/II/2025/000473	Singapore	Singapore Changi	SAND WHITING FISH	1,050.00	26,250,000
2434	CV. JAVA FISH	20-Feb	P8/KI-D1/04.0/II/2025/000473	Singapore	Singapore Changi	FRESH LEATHER JACKET FISH	70.00	2,450,000
2435	PT WINAROS KAWULA BAHARI	20-Feb	04.0-01084-2025	Japan	Tokyo	White Vannamei Sushi Ebi	1,878.80	459,541,328
2436	CV. MARINA SEJAHTERA	20-Feb	04.0-01085-2025	China	Xiamen	FRESH BELT FISH	4,500.00	211,500,000
2437	PT. BUMI MENARA INTERNUSA DAMPIT	20-Feb	04.0-01086-2025	United States	Savannah	FROZEN VALUE ADDED SEAFOOD PRODUCT	14,982.00	1,478,393,796
2438	PT. ANEKA TUNA INDONESIA	20-Feb	04.0-01087-2025	United Kingdom (GB)	Felixstowe	POUCHED TUNA	16,120.00	1,159,592,200

No.	NAMA UPI	TERBIT HC	NO. HC MUTU	NEGARA TUJUAN	PEL. TUJUAN	NAMA PRODUK	VOLUME (KG)	NILAI (RP)
2439	PT. ANEKA TUNA INDONESIA	20-Feb	04.0-01087-2025	United Kingdom (GB)	Felixstowe	SAMPLE OF POUCHED TUNA	12.40	891,994
2440	PT. BUMI MENARA INTERNUSA DAMPIT	20-Feb	04.0-01088-2025	United States	Norfolk	FROZEN VALUE ADDED SEAFOOD PRODUCT	6,698.00	1,126,797,842
2441	PT. MULTI PRAWN INDONESIA	20-Feb	04.0-01077-2025	Japan	Tokyo	FROZEN SHRIMP	10,800.00	1,512,853,200
2442	CV. JAVA FISH	20-Feb	P8/KI-D1/04.0/II/2025/000474	Singapore	Singapore Changi	Hairtail	925.00	41,625,000
2443	CV. JAVA FISH	20-Feb	P8/KI-D1/04.0/II/2025/000474	Singapore	Singapore Changi	TENGGIRI	1,500.00	60,000,000
2444	PT. GEMA ISTA RAYA	20-Feb	P8/KI-D1/04.0/II/2025/000475	Cote D Ivoire (Ivory Coast)	Abidjan	Canned Sardines	40,000.00	1,397,760,000
2445	CV. MARINA SEJAHTERA	20-Feb	04.0-01089-2025	Japan	Tokyo	FROZEN SHRIMP	8,953.20	1,325,073,600
2446	PT. SINDABAD MARINE PIONEER	20-Feb	04.0-01090-2025	China	Xiamen	FROZEN FLYING FISH ROE	24,000.00	4,788,000,000
2447	PT. BUMI MENARA INTERNUSA DAMPIT	20-Feb	04.0-01091-2025	United States	Norfolk	FROZEN VALUE ADDED SEAFOOD PRODUCT	4,018.81	672,716,644
2448	CV. MARINA SEJAHTERA	20-Feb	04.0-01092-2025	China	Shanghai	FROZEN PARROT FISH	2,456.00	220,794,400
2449	PT. BUMI MENARA INTERNUSA DAMPIT	20-Feb	04.0-01093-2025	United States	Savannah	FROZEN VALUE ADDED SEAFOOD PRODUCT	14,982.00	1,478,393,796
2450	PT. ANEKA TUNA INDONESIA	20-Feb	P8/KI-D1/04.0/II/2025/000478	Kuwait	Shuwaikh	CANNED TUNA	54,528.00	3,514,493,184
2451	PT. PHILLIPS SEAFOODS INDONESIA	20-Feb	04.0-01095-2025	United States	Baltimore	PASTEURIZED BLUE SWIMMING CRABMEAT	15,690.24	8,967,270,275
2452	PT. ANEKA TUNA INDONESIA	20-Feb	P8/KI-D1/04.0/II/2025/000477	Kuwait	Shuwaikh	CANNED TUNA	13,320.00	839,799,360
2453	PT. SURYA INDOALGAS	20-Feb	04.0-01096-2025	Taiwan	Keelung (Chilung)	Tepung agar-agar	10,000.00	2,553,640,000
2454	PT. BUMI MENARA INTERNUSA DAMPIT	20-Feb	04.0-01097-2025	United States	Savannah	FROZEN VALUE ADDED SEAFOOD PRODUCT	14,055.84	1,745,271,485
2455	PT. REX CANNING	20-Feb	04.0-01098-2025	France	Fos sur Mer	CANNED CRABMEAT IN BRINE	13,896.00	1,612,825,344
2456	PT. Hongxin Algae International	20-Feb	P8/KI-D1/04.0/II/2025/000479	China	Xiamen	Semi Refined Carrageenan	28,000.00	2,620,100,000
2457	PT. GEMA ISTA RAYA	20-Feb	P8/KI-D1/04.0/II/2025/000480	Senegal	Dakar	Canned Sardines	80,000.00	2,787,200,000
2458	PT Sekar Bumi Tbk	20-Feb	04.0-01099-2025	United States	New York	FROZEN VANNAMEI COOKED PD TAIL ON IQF SHRIMP	8,164.80	1,579,970,448
2459	PT Sekar Bumi Tbk	20-Feb	04.0-01101-2025	United States	New York	VANNAMEI RAW PD TAIL OFF IQF SHRIMP	7,257.60	846,417,600
2460	PT. REX CANNING	20-Feb	04.0-01102-2025	Belgium	Antwerpen	CANNED SNAIL IN BRINE	16,512.00	1,544,152,704
2461	PT. SEKAR LAUT, TBK.	20-Feb	04.0-01103-2025	Netherlands	Rotterdam	SHRIMP CRACKERS	16,187.50	743,653,750
2462	PT. BUMI MENARA INTERNUSA DAMPIT	20-Feb	04.0-01104-2025	United States	Los Angeles	FROZEN VALUE ADDED SEAFOOD PRODUCT	9,707.66	882,251,556
2463	PT Sekar Bumi Tbk	20-Feb	04.0-01105-2025	United States	Norfolk	VANNAMEI RAW PD TAIL OFF IQF SHRIMP	8,101.30	973,306,385
2464	PT Sekar Bumi Tbk	20-Feb	04.0-01106-2025	United States	Norfolk	VANNAMEI RAW EZ PEEL IQF SHRIMP	7,484.40	950,473,894
2465	PT. BUMI MENARA INTERNUSA DAMPIT	20-Feb	04.0-01107-2025	United States	Savannah	FROZEN VALUE ADDED SEAFOOD PRODUCT	15,052.82	1,740,015,675
2466	CV. MARINA SEJAHTERA	20-Feb	04.0-01108-2025	Taiwan	Taipei	FRESH SPANISH MACKERELS	1,500.00	130,500,000
2467	PT Sekar Bumi Tbk	20-Feb	04.0-01109-2025	Belgium	Antwerpen	Frozen Froglegs	8,400.00	1,368,091,200
2468	CV. PESONA MANDIRI	20-Feb	04.0-01110-2025	China	Xiamen	FROZEN SQUID	26,688.80	1,760,363,890
2469	PT. BARAMUDA BAHARI	20-Feb	04.0-01111-2025	United States	Los Angeles	FROZEN RAW SHRIMPS	14,395.90	2,175,954,681
2470	PT. MEGA MARINE PRIDE	20-Feb	04.0-01112-2025	Korea (South)	Busan (ex Pusan)	FROZEN RED ARGENTINA SHRIMP	16,000.00	3,009,760,000

No.	NAMA UPI	TERBIT HC	NO. HC MUTU	NEGARA TUJUAN	PEL. TUJUAN	NAMA PRODUK	VOLUME (KG)	NILAI (RP)
2471	PT. SEKAR LAUT, TBK.	20-Feb	04.0-01113-2025	Korea (South)	Busan (ex Pusan)	SHRIMP CRACKERS	13,940.00	588,923,180
2472	PT. SUKSES LAUTAN INDONESIA	20-Feb	04.0-01114-2025	Mayotte	Longoni	FROZEN TREVALLY STEAK	2,985.00	202,955,822
2473	PT. SUKSES LAUTAN INDONESIA	20-Feb	04.0-01114-2025	Mayotte	Longoni	FROZEN TREVALLY WGS	3,200.00	205,718,720
2474	PT. SUKSES LAUTAN INDONESIA	20-Feb	04.0-01115-2025	Mayotte	Longoni	FROZEN RED SNAPPER STEAK	4,445.00	358,099,424
2475	PT. SUKSES LAUTAN INDONESIA	20-Feb	04.0-01115-2025	Mayotte	Longoni	FROZEN RED SNAPPER WG	3,150.00	229,053,195
2476	PT. SUKSES LAUTAN INDONESIA	20-Feb	04.0-01115-2025	Mayotte	Longoni	FROZEN EMPEROR STEAK	3,465.00	242,492,481
2477	PT. SUKSES LAUTAN INDONESIA	20-Feb	04.0-01115-2025	Mayotte	Longoni	FROZEN EMPEROR WGS	4,125.00	278,611,163
2478	PT. PHILLIPS SEAFOODS INDONESIA	20-Feb	P8/KI-D1/04.0/II/2025/000481	Qatar	Doha	PASTEURIZED AND CHILLED CRAB MEAT	612.90	436,919,862
2479	PT. Hongxin Algae International	20-Feb	P8/KI-D1/04.0/II/2025/000482	China	Xiamen	Semi Refined Carrageenan	28,000.00	2,620,100,000
2480	PT. MULTI PRAWN INDONESIA	20-Feb	04.0-01083-2025	Japan	Tokyo	FROZEN SHRIMP	10,800.00	2,244,186,000
2481	PT. ANEKA TUNA INDONESIA	20-Feb	04.0-01117-2025	Japan	Nagoya, Aichi	SAMPLE OF FISH EXTRACT SJ / KATSUO	0.20	4,800
2482	PT. ANEKA TUNA INDONESIA	20-Feb	04.0-01117-2025	Japan	Nagoya, Aichi	SAMPLE OF FISH EXTRACT YF	0.20	4,800
2483	PT. SURYA INTI ANEKA PANGAN	20-Feb	04.0-01118-2025	Taiwan	Keelung (Chilung)	FULL MOON PRAWN CRACKERS	243.00	30,471,471
2484	CV. JAVA FISH	21-Feb	P8/KI-D1/04.0/II/2025/000483	Singapore	Singapore Changi	Hairtail	1,050.00	47,250,000
2485	CV. JAVA FISH	21-Feb	P8/KI-D1/04.0/II/2025/000483	Singapore	Singapore Changi	TENGGIRI	1,500.00	60,000,000
2486	PT. INDONUSA ALGAEMAS PRIMA	21-Feb	P8/KI-D1/04.0/II/2025/000485	Chile	San Antonio	Kappa Semi Refined Carrageenan (SRC)	25,000.00	2,749,150,000
2487	PT. BEE JAY SEAFOOD	21-Feb	P8/KI-D1/04.0/II/2025/000486	Malaysia	Penang	Small Fillet Snapper	10,000.00	1,495,930,000
2488	CV. JAVA FISH	21-Feb	P8/KI-D1/04.0/II/2025/000487	Singapore	Singapore Changi	FROZEN SPANISH MACKEREL	175.00	5,250,000
2489	CV. JAVA FISH	21-Feb	P8/KI-D1/04.0/II/2025/000487	Singapore	Singapore Changi	GROUPEL	1,750.00	61,250,000
2490	CV. JAVA FISH	21-Feb	P8/KI-D1/04.0/II/2025/000487	Singapore	Singapore Changi	RED SNAPPER	70.00	3,150,000
2491	CV. JAVA FISH	21-Feb	P8/KI-D1/04.0/II/2025/000487	Singapore	Singapore Changi	SILVER POMFRET	2,800.00	154,000,000
2492	CV. JAVA FISH	21-Feb	P8/KI-D1/04.0/II/2025/000487	Singapore	Singapore Changi	FLATFISH	70.00	1,750,000
2493	CV. JAVA FISH	21-Feb	P8/KI-D1/04.0/II/2025/000487	Singapore	Singapore Changi	Goldband Snapper	700.00	28,000,000
2494	CV. JAVA FISH	21-Feb	P8/KI-D1/04.0/II/2025/000487	Singapore	Singapore Changi	BARRAMUNDI SKIN ON	105.00	3,150,000
2495	CV. JAVA FISH	21-Feb	P8/KI-D1/04.0/II/2025/000487	Singapore	Singapore Changi	THREADFIN BLUE	2,135.00	74,725,000
2496	CV. JAVA FISH	21-Feb	P8/KI-D1/04.0/II/2025/000487	Singapore	Singapore Changi	SAND WHITING FISH	1,050.00	26,250,000
2497	CV. JAVA FISH	21-Feb	P8/KI-D1/04.0/II/2025/000487	Singapore	Singapore Changi	FRESH LEATHER JACKET FISH	70.00	2,450,000
2498	CV. JAVA FISH	21-Feb	P8/KI-D1/04.0/II/2025/000488	Singapore	Singapore Changi	Hairtail	900.00	40,500,000
2499	CV. JAVA FISH	21-Feb	P8/KI-D1/04.0/II/2025/000488	Singapore	Singapore Changi	TENGGIRI	1,500.00	60,000,000
2500	CV. JAVA FISH	21-Feb	P8/KI-D1/04.0/II/2025/000489	Singapore	Singapore Changi	SLIPPER LOBSTER	100.00	6,000,000
2501	CV. JAVA FISH	21-Feb	P8/KI-D1/04.0/II/2025/000489	Singapore	Singapore Changi	FRESH WHITE SHRIMP	3,200.00	160,000,000
2502	PT. GRAHAMAKMUR CIPTAPRATAMA	21-Feb	04.0-01119-2025	United States	Oakland	FROZEN RAW VANNAMEI PEELED DEVEINED TAIL ON	15,436.00	2,523,955,796
2503	CV. JAVA FISH	21-Feb	P8/KI-D1/04.0/II/2025/000490	Singapore	Singapore Changi	FROZEN SPANISH MACKEREL	175.00	5,250,000
2504	CV. JAVA FISH	21-Feb	P8/KI-D1/04.0/II/2025/000490	Singapore	Singapore Changi	GROUPEL	1,750.00	61,250,000
2505	CV. JAVA FISH	21-Feb	P8/KI-D1/04.0/II/2025/000490	Singapore	Singapore Changi	RED SNAPPER	70.00	3,150,000
2506	CV. JAVA FISH	21-Feb	P8/KI-D1/04.0/II/2025/000490	Singapore	Singapore Changi	SILVER POMFRET	2,800.00	154,000,000
2507	CV. JAVA FISH	21-Feb	P8/KI-D1/04.0/II/2025/000490	Singapore	Singapore Changi	FLATFISH	70.00	1,750,000
2508	CV. JAVA FISH	21-Feb	P8/KI-D1/04.0/II/2025/000490	Singapore	Singapore Changi	Goldband Snapper	700.00	28,000,000
2509	CV. JAVA FISH	21-Feb	P8/KI-D1/04.0/II/2025/000490	Singapore	Singapore Changi	BARRAMUNDI SKIN ON	105.00	3,150,000
2510	CV. JAVA FISH	21-Feb	P8/KI-D1/04.0/II/2025/000490	Singapore	Singapore Changi	THREADFIN BLUE	2,450.00	85,750,000
2511	CV. JAVA FISH	21-Feb	P8/KI-D1/04.0/II/2025/000490	Singapore	Singapore Changi	SAND WHITING FISH	1,050.00	26,250,000

No.	NAMA UPI	TERBIT HC	NO. HC MUTU	NEGARA TUJUAN	PEL. TUJUAN	NAMA PRODUK	VOLUME (KG)	NILAI (RP)
2512	CV. JAVA FISH	21-Feb	P8/KI-D1/04.0/II/2025/000490	Singapore	Singapore Changi	FRESH LEATHER JACKET FISH	70.00	2,450,000
2513	PT. ANEKA TUNA INDONESIA	21-Feb	04.0-01120-2025	Japan	Shimizu	CANNED TUNA	14,731.20	1,121,029,589
2514	PT. ANEKA TUNA INDONESIA	21-Feb	04.0-01120-2025	Japan	Shimizu	SAMPLE OF CANNED TUNA	13.64	1,037,990
2515	PT. HAKIKI DONARTA	21-Feb	P8/KI-D1/04.0/II/2025/000491	Italy	Trieste	AGAR AGAR POWDER TYPE GS	1,000.00	170,050,000
2516	PT. HAKIKI DONARTA	21-Feb	P8/KI-D1/04.0/II/2025/000491	Italy	Trieste	AGAR AGAR POWDER TYPE GS 1000	5,050.00	858,752,500
2517	PT. HAKIKI DONARTA	21-Feb	P8/KI-D1/04.0/II/2025/000491	Italy	Trieste	AGAR AGAR POWDER TYPE GS 900	3,030.00	515,251,500
2518	PT. HAKIKI DONARTA	21-Feb	P8/KI-D1/04.0/II/2025/000491	Italy	Trieste	AGAR AGAR POWDER TYPE SPA-OR	10,100.00	2,078,176,000
2519	PT. HAKIKI DONARTA	21-Feb	P8/KI-D1/04.0/II/2025/000491	Italy	Trieste	AGAR-AGAR POWDER TYPE GS 1100	1,010.00	171,750,500
2520	PT. ANEKA TUNA INDONESIA	21-Feb	P8/KI-D1/04.0/II/2025/000492	Australia	Melbourne	POUCHED TUNA	15,600.00	1,248,624,000
2521	PT. SEKAR LAUT, TBK.	21-Feb	04.0-01121-2025	United Kingdom (GB)	Southampton	SHRIMP CRACKERS	12,950.00	616,096,250
2522	UD. PIALA	21-Feb	04.0-01122-2025	Japan	Tokyo	FROZEN SHRIMP	11,880.00	2,019,611,880
2523	PT. SOUTHERN MARINE PRODUCTS	21-Feb	P8/KI-D1/04.0/II/2025/000493	Malaysia	Penang	FROZEN FISH PASTE	15,400.00	999,999,000
2524	PT. ANEKA TUNA INDONESIA	21-Feb	P8/KI-D1/04.0/II/2025/000494	Australia	Melbourne	POUCHED TUNA	14,580.00	1,104,187,140
2525	PT. HAKIKI DONARTA	21-Feb	P8/KI-D1/04.0/II/2025/000495	Italy	Trieste	AGAR AGAR POWDER TYPE GS 1000	10,100.00	1,717,505,000
2526	PT. HAKIKI DONARTA	21-Feb	P8/KI-D1/04.0/II/2025/000495	Italy	Trieste	AGAR AGAR POWDER TYPE GS 800	1,010.00	171,750,500
2527	PT. HAKIKI DONARTA	21-Feb	P8/KI-D1/04.0/II/2025/000495	Italy	Trieste	AGAR AGAR POWDER TYPE GS 900	9,090.00	1,545,754,500
2528	CV. JAVA FISH	21-Feb	P8/KI-D1/04.0/II/2025/000496	Singapore	Singapore Changi	FRESH STINGRAY FISH / PARI MONDOL	400.00	14,000,000
2529	CV. JAVA FISH	21-Feb	P8/KI-D1/04.0/II/2025/000484	Singapore	Singapore Changi	SLIPPER LOBSTER	100.00	6,000,000
2530	CV. JAVA FISH	21-Feb	P8/KI-D1/04.0/II/2025/000484	Singapore	Singapore Changi	FRESH WHITE SHRIMP	3,320.00	166,000,000
2531	PT. ANEKA TUNA INDONESIA	21-Feb	04.0-01123-2025	Japan	Shimizu	POUCHED TUNA	9,216.00	1,131,264,000
2532	PT. ANEKA TUNA INDONESIA	21-Feb	04.0-01123-2025	Japan	Shimizu	SAMPLE OF CANNED TUNA	1.89	186,749
2533	PT. ANEKA TUNA INDONESIA	21-Feb	04.0-01123-2025	Japan	Shimizu	SAMPLE OF CANNED TUNA	1.47	143,099
2534	PT. ANEKA TUNA INDONESIA	21-Feb	04.0-01123-2025	Japan	Shimizu	SAMPLE OF POUCHED TUNA	0.60	72,000
2535	PT WINAROS KAWULA BAHARI	21-Feb	04.0-01124-2025	United States	Oakland	White Raw Vannamei PND	15,963.20	2,246,788,474
2536	CV. MARINA SEJAHTERA	21-Feb	04.0-01125-2025	China	Xiamen	FRESH BELT FISH	4,500.00	211,500,000
2537	CV. MARINA SEJAHTERA	21-Feb	04.0-01126-2025	China	Xiamen	FRESH BELT FISH	4,500.00	211,500,000
2538	PT. AMARTA CARRAGEENAN INDONESIA	21-Feb	P8/KI-D1/04.0/II/2025/000497	Vietnam	Ho Chi Minh City	SRC (CARRAGEENAN KAPPA)	0.20	180,000
2539	CV. MARINA SEJAHTERA	21-Feb	04.0-01127-2025	China	Xiamen	FRESH BELT FISH	4,500.00	211,500,000
2540	PT. INTI LAUTAN FAJAR ABADI	21-Feb	P8/KI-D1/04.0/II/2025/000498	Thailand	Songkhla	RED SNAPPER	5,700.00	257,457,600
2541	PT. INTI LAUTAN FAJAR ABADI	21-Feb	P8/KI-D1/04.0/II/2025/000498	Thailand	Songkhla	GROUPE	7,300.00	329,726,400
2542	PT. INTI LAUTAN FAJAR ABADI	21-Feb	P8/KI-D1/04.0/II/2025/000499	Thailand	Songkhla	BARRAMUNDI	1,310.00	225,925,220
2543	PT. SOUTHERN MARINE PRODUCTS	21-Feb	P8/KI-D1/04.0/II/2025/000500	Singapore	Singapore Container Terminal	FROZEN FISH PASTE	27,000.00	999,999,000
2544	PT. SURYA ALAM TUNGGAL	21-Feb	04.0-01128-2025	United States	New York	RAW HEADLESS EASY PEELED VANNAMEI	14,968.70	1,838,380,891

No.	NAMA UPI	TERBIT HC	NO. HC MUTU	NEGARA TUJUAN	PEL. TUJUAN	NAMA PRODUK	VOLUME (KG)	NILAI (RP)
2545	PT. SURYA ALAM TUNGGAL	21-Feb	04.0-01129-2025	United States	New York	COOKED AND PEELED VANNAMEI	15,860.02	3,463,400,147
2546	PT. SUKSES LAUTAN INDONESIA	22-Feb	04.0-01130-2025	France	Le Havre	FROZEN CATFISH WHOLE GUTTED	19,001.60	741,622,947
2547	PT Sekar Bumi Tbk	22-Feb	04.0-01135-2025	United States	New York	VANNAMEI RAW PD TAIL ON IQF SHRIMP	15,876.00	2,289,843,108
2548	PT Sekar Bumi Tbk	22-Feb	04.0-01137-2025	United States	Seattle	VANNAMEI RAW PD TAIL ON IQF SHRIMP	15,676.42	1,768,786,145
2549	PT Sekar Bumi Tbk	22-Feb	04.0-01136-2025	United States	New York	Frozen Vannamei Cooked PDOn/Off IQF SHRIMP	15,876.00	2,757,169,044
2550	PT Sekar Bumi Tbk	22-Feb	04.0-01134-2025	United States	New York	VANNAMEI RAW PD TAIL OFF IQF SHRIMP	15,876.00	1,937,872,188
2551	PT. SURYA ALAM TUNGGAL	22-Feb	04.0-01139-2025	United States	New York	RAW & PEELED VANNAMEI	15,860.02	2,979,606,097
2552	PT Sekar Bumi Tbk	22-Feb	04.0-01138-2025	United States	Long Beach	VANNAMEI RAW PD TAIL ON IQF SHRIMP	15,876.00	2,279,285,568
2553	PT WINAROS KAWULA BAHARI	24-Feb	04.0-01140-2025	United States	New York	White Vannamei Nobashi Ebi	3,418.80	602,112,218
2554	PT WINAROS KAWULA BAHARI	24-Feb	04.0-01141-2025	United States	New York	White Raw Vannamei Frozen Shrimp Breaded Round Tail On	13,335.75	1,249,333,067
2555	PT WINAROS KAWULA BAHARI	24-Feb	04.0-01142-2025	United States	New York	White Vannamei Sushi Ebi	6,552.00	1,817,865,504
2556	PT WINAROS KAWULA BAHARI	24-Feb	04.0-01142-2025	United States	New York	White Vannamei Sushi Ebi Broken	1,980.00	372,152,880
2557	PT. ANEKA TUNA INDONESIA	24-Feb	04.0-01143-2025	United Kingdom (GB)	Felixstowe	POUCHED TUNA	28,800.00	2,135,030,400
2558	PT WINAROS KAWULA BAHARI	24-Feb	04.0-01144-2025	Japan	Kobe	White Raw Vannamei Frozen Shrimp	13,014.00	2,184,282,774
2559	PT. SEKAR KATOKICHI	24-Feb	04.0-01145-2025	Japan	Kobe	Frozen Breaded Shrimp	10,546.39	1,575,472,470
2560	PT. BUMI MENARA INTERNUSA DAMPIT	24-Feb	04.0-01146-2025	United States	New York	FROZEN VALUE ADDED SEAFOOD PRODUCT	14,801.54	1,350,240,883
2561	CV. JAVA FISH	24-Feb	P8/KI-D1/04.0/II/2025/000502	Singapore	Singapore Changi	Hairtail	1,200.00	54,000,000
2562	CV. JAVA FISH	24-Feb	P8/KI-D1/04.0/II/2025/000502	Singapore	Singapore Changi	TENGGIRI	1,500.00	60,000,000
2563	CV. JAVA FISH	24-Feb	P8/KI-D1/04.0/II/2025/000503	Singapore	Singapore Changi	FROZEN SPANISH MACKEREL	175.00	5,250,000
2564	CV. JAVA FISH	24-Feb	P8/KI-D1/04.0/II/2025/000503	Singapore	Singapore Changi	GROUPEL	1,750.00	61,250,000
2565	CV. JAVA FISH	24-Feb	P8/KI-D1/04.0/II/2025/000503	Singapore	Singapore Changi	RED SNAPPER	70.00	3,150,000
2566	CV. JAVA FISH	24-Feb	P8/KI-D1/04.0/II/2025/000503	Singapore	Singapore Changi	SILVER POMFRET	2,800.00	154,000,000
2567	CV. JAVA FISH	24-Feb	P8/KI-D1/04.0/II/2025/000503	Singapore	Singapore Changi	FLATFISH	70.00	1,750,000
2568	CV. JAVA FISH	24-Feb	P8/KI-D1/04.0/II/2025/000503	Singapore	Singapore Changi	Goldband Snapper	700.00	28,000,000
2569	CV. JAVA FISH	24-Feb	P8/KI-D1/04.0/II/2025/000503	Singapore	Singapore Changi	BARRAMUNDI SKIN ON	105.00	3,150,000
2570	CV. JAVA FISH	24-Feb	P8/KI-D1/04.0/II/2025/000503	Singapore	Singapore Changi	THREADFIN BLUE	2,380.00	83,300,000
2571	CV. JAVA FISH	24-Feb	P8/KI-D1/04.0/II/2025/000503	Singapore	Singapore Changi	SAND WHITING FISH	1,050.00	26,250,000
2572	CV. JAVA FISH	24-Feb	P8/KI-D1/04.0/II/2025/000503	Singapore	Singapore Changi	FRESH LEATHER JACKET FISH	70.00	2,450,000
2573	PT. PHILLIPS SEAFOODS INDONESIA	24-Feb	04.0-01147-2025	United States	Norfolk	FROZEN VALUE ADDED SQUID	12,191.20	2,269,806,381
2574	CV. JAVA FISH	24-Feb	P8/KI-D1/04.0/II/2025/000504	Singapore	Singapore Changi	SLIPPER LOBSTER	100.00	6,000,000
2575	CV. JAVA FISH	24-Feb	P8/KI-D1/04.0/II/2025/000504	Singapore	Singapore Changi	FRESH WHITE SHRIMP	3,280.00	164,000,000
2576	PT GREEN ONE BIOTEKNOLOGY	24-Feb	P8/KI-D1/04.0/II/2025/000505	Spain	Vigo	SEMI REFINED CARRAGEENAN	25,000.00	2,730,275,000
2577	PT. SEKAR LAUT, TBK.	24-Feb	04.0-01149-2025	Taiwan	Taipei	SHRIMP CRACKERS	3,240.00	169,209,000

No.	NAMA UPI	TERBIT HC	NO. HC MUTU	NEGARA TUJUAN	PEL. TUJUAN	NAMA PRODUK	VOLUME (KG)	NILAI (RP)
2578	PT. SEKAR LAUT, TBK.	24-Feb	04.0-01150-2025	Netherlands	Rotterdam	SHRIMP CRACKERS	16,187.50	743,653,750
2579	PT. ANEKA TUNA INDONESIA	24-Feb	P8/KI-D1/04.0/II/2025/000506	Kuwait	Shuwaikh	CANNED TUNA	32,348.16	2,195,501,967
2580	PT. SURYA ALAM TUNGGAL	24-Feb	04.0-01151-2025	United States	Jacksonville	COOKED PEELED VANNAMEI	7,511.57	1,119,148,814
2581	PT. SURYA ALAM TUNGGAL	24-Feb	04.0-01152-2025	Canada	Montreal	RAW HEADLESS EASY PEELED VANNAMEI	16,329.49	2,404,925,640
2582	PT. SEKAR LAUT, TBK.	24-Feb	04.0-01153-2025	Taiwan	Taipei	SHRIMP CHILI PASTE	834.00	52,005,738
2583	PT. SURYA ALAM TUNGGAL	24-Feb	04.0-01154-2025	United States	Jacksonville	RAW HEADLESS EZP VANNAMEI	7,484.35	899,289,559
2584	PT. ANEKA TUNA INDONESIA	24-Feb	04.0-01155-2025	Bulgaria	Varna	CANNED TUNA	15,096.00	711,278,232
2585	PT. SURYA ALAM TUNGGAL	24-Feb	04.0-01156-2025	Canada	Vancouver	RAW HL EZP BLACK TIGER	13,812.03	3,903,597,355
2586	PT. SEKAR LAUT, TBK.	24-Feb	04.0-01157-2025	Netherlands	Rotterdam	SHRIMP CRACKERS	16,650.00	808,457,400
2587	PT. SEKAR LAUT, TBK.	24-Feb	04.0-01158-2025	Taiwan	Taipei	Fish Crackers	1,140.00	87,466,500
2588	PT. REX CANNING	24-Feb	04.0-01159-2025	Canada	Vancouver	CANNED CRABMEAT IN BRINE	12,240.00	1,770,589,440
2589	PT. INDONESIA LIFA ALGAE KARAGINAN INTERNATIONAL	24-Feb	P8/KI-D1/04.0/II/2025/000507	Thailand	Suvarnabhumi International Apt	Semi Refined Iota Carrageenan Powder	1.00	16,262
2590	PT. INDONESIA LIFA ALGAE KARAGINAN INTERNATIONAL	24-Feb	P8/KI-D1/04.0/II/2025/000508	Thailand	Suvarnabhumi International Apt	Semi Refined Carrageenan Powder	1.00	16,262
2591	PT. INDONESIA LIFA ALGAE KARAGINAN INTERNATIONAL	24-Feb	04.0-01160-2025	Japan	Nagoya, Aichi	Semi Refined Carrageenan Powder	2.00	65,048
2592	PT. SUKSES LAUTAN INDONESIA	24-Feb	04.0-01161-2025	United States	Miami	FROZEN MAHI MAHI PORTION	11,331.84	1,515,950,892
2593	PT. INDONESIA LIFA ALGAE KARAGINAN INTERNATIONAL	24-Feb	P8/KI-D1/04.0/II/2025/000509	Thailand	Suvarnabhumi International Apt	Refined Carrageenan Powder	1.00	16,262
2594	PT. ANEKA TUNA INDONESIA	24-Feb	P8/KI-D1/04.0/II/2025/000510	Kuwait	Shuwaikh	CANNED TUNA	44,129.28	3,147,741,542
2595	PT. SUKSES LAUTAN INDONESIA	24-Feb	04.0-01162-2025	United States	Miami	FROZEN SCARLET SNAPPER FILLET SKIN ON	2,279.08	518,513,491
2596	PT. SUKSES LAUTAN INDONESIA	24-Feb	04.0-01162-2025	United States	Miami	Frozen Snapper Skin On	1,075.98	202,423,041
2597	PT. SUKSES LAUTAN INDONESIA	24-Feb	04.0-01162-2025	United States	Miami	FROZEN GROUPER FILLET SKIN LESS	5,223.27	1,483,502,699
2598	PT. INDONESIA LIFA ALGAE KARAGINAN INTERNATIONAL	24-Feb	04.0-01163-2025	Japan	Nagoya, Aichi	Refined Carrageenan Powder	0.90	24,300
2599	PT. GEMA ISTA RAYA	24-Feb	P8/KI-D1/04.0/II/2025/000511	Cote D Ivoire (Ivory Coast)	Abidjan	Canned Sardines	60,939.00	1,996,300,701
2600	PT. GRAHAMAKMUR CIPTAPRATAMA	24-Feb	04.0-01164-2025	United States	New York	FROZEN RAW VANNAMEI PEELED DEVEINED TAIL ON	15,663.00	2,640,766,137
2601	PT. MEGA MARINE PRIDE	24-Feb	04.0-01165-2025	Japan	Tokyo	FROZEN RED ARGENTINA SHRIMP	5,544.00	1,928,092,320
2602	PT. NIRWANA SEGARA	24-Feb	04.0-01166-2025	United States	Boston	PASTEURIZED CRAB MEAT	17,302.85	7,106,799,581
2603	PT. ANEKA TUNA INDONESIA	24-Feb	P8/KI-D1/04.0/II/2025/000512	American Samoa	Pago Pago	TONGOL CHUNK IN VEGETABLE OIL	13,655.22	1,185,600,821
2604	PT. ANEKA TUNA INDONESIA	24-Feb	P8/KI-D1/04.0/II/2025/000513	Chile	San Antonio	CANNED TUNA	58,060.80	3,393,769,882
2605	PT. SURYA ALAM TUNGGAL	24-Feb	04.0-01167-2025	United States	Houston	COOKED AND PEELED VANNAMEI	13,471.83	2,097,173,248
2606	PT. ANEKA TUNA INDONESIA	24-Feb	P8/KI-D1/04.0/II/2025/000514	Kuwait	Shuwaikh	CANNED TUNA	32,348.16	2,341,845,043
2607	PT Sekar Bumi Tbk	24-Feb	04.0-01168-2025	United States	Miami	VANNAMEI RAW PD TAIL OFF IQF SHRIMP	15,876.00	2,152,737,972

No.	NAMA UPI	TERBIT HC	NO. HC MUTU	NEGARA TUJUAN	PEL. TUJUAN	NAMA PRODUK	VOLUME (KG)	NILAI (RP)
2608	PT. BUMI MENARA INTERNUSA DAMPIT	24-Feb	04.0-01169-2025	United States	Savannah	FROZEN VALUE ADDED SEAFOOD PRODUCT	15,052.82	1,740,015,675
2609	PT. GEMA ISTA RAYA	24-Feb	P8/KI-D1/04.0/II/2025/000515	United Arab Emirates	Jebel Ali	Canned Sardines	80,000.00	2,828,800,000
2610	PT. SURYA ALAM TUNGGAL	24-Feb	04.0-01170-2025	Canada	Toronto	RAW HEADLESS EASY PEELED VANNAMEI	16,329.49	2,388,579,820
2611	PT Sekar Bumi Tbk	24-Feb	04.0-01171-2025	United States	Jacksonville	VANNAMEI COOKED IN SHELL PD TAIL ON IQF SHRIMP	10,177.08	1,998,096,648
2612	PT. GEMA ISTA RAYA	24-Feb	P8/KI-D1/04.0/II/2025/000516	Dominican Republic	Caucedo	Canned Sardines	20,313.00	718,247,367
2613	CV. MARINA SEJAHTERA	24-Feb	04.0-01172-2025	Taiwan	Taipei	FRESH SPANISH MACKERELS	750.00	65,250,000
2614	PT. BEE JAY SEAFOOD	25-Feb	P8/KI-D1/04.0/II/2025/000517	Australia	Fremantle	Slipper Lobster	360.00	94,758,480
2615	CV. JAVA FISH	25-Feb	P8/KI-D1/04.0/II/2025/000518	Hong Kong	Hong Kong	GROUPE	125.00	4,375,000
2616	CV. JAVA FISH	25-Feb	P8/KI-D1/04.0/II/2025/000518	Hong Kong	Hong Kong	RED SNAPPER	50.00	2,250,000
2617	CV. JAVA FISH	25-Feb	P8/KI-D1/04.0/II/2025/000518	Hong Kong	Hong Kong	SILVER POMFRET	600.00	33,000,000
2618	CV. JAVA FISH	25-Feb	P8/KI-D1/04.0/II/2025/000518	Hong Kong	Hong Kong	BARRAMUNDI SKIN ON	300.00	9,000,000
2619	CV. JAVA FISH	25-Feb	P8/KI-D1/04.0/II/2025/000518	Hong Kong	Hong Kong	THREADFIN BLUE	700.00	24,500,000
2620	CV. JAVA FISH	25-Feb	P8/KI-D1/04.0/II/2025/000518	Hong Kong	Hong Kong	SAND WHITING FISH	250.00	6,250,000
2621	CV. JAVA FISH	25-Feb	P8/KI-D1/04.0/II/2025/000518	Hong Kong	Hong Kong	SWANGI	1,775.00	44,375,000
2622	CV. JAVA FISH	25-Feb	P8/KI-D1/04.0/II/2025/000519	Hong Kong	Hong Kong	Hairtail	700.00	31,500,000
2623	CV. JAVA FISH	25-Feb	P8/KI-D1/04.0/II/2025/000519	Hong Kong	Hong Kong	TENGGIRI	250.00	10,000,000
2624	PT. SURYA ALAM TUNGGAL	25-Feb	04.0-01173-2025	United States	Jacksonville	COOKED PEELED VANNAMEI	14,968.70	2,390,396,609
2625	PT. BEE JAY SEAFOOD	25-Feb	P8/KI-D1/04.0/II/2025/000520	Australia	Fremantle	Goldband Snapper	720.00	135,957,600
2626	PT. BEE JAY SEAFOOD	25-Feb	P8/KI-D1/04.0/II/2025/000520	Australia	Fremantle	King Snapper	2,880.00	522,642,240
2627	PT. BEE JAY SEAFOOD	25-Feb	P8/KI-D1/04.0/II/2025/000520	Australia	Fremantle	Pearl Perch	720.00	113,592,240
2628	PT. BEE JAY SEAFOOD	25-Feb	P8/KI-D1/04.0/II/2025/000520	Australia	Fremantle	Reef Fish Bites	720.00	58,267,440
2629	PT. BEE JAY SEAFOOD	25-Feb	P8/KI-D1/04.0/II/2025/000520	Australia	Fremantle	Tropical Snapper	360.00	41,493,600
2630	PT. BEE JAY SEAFOOD	25-Feb	P8/KI-D1/04.0/II/2025/000520	Australia	Fremantle	White Snapper	1,440.00	237,778,560
2631	PT. BEE JAY SEAFOOD	25-Feb	P8/KI-D1/04.0/II/2025/000520	Australia	Fremantle	Red Emperor	150.00	34,945,950
2632	PT. BEE JAY SEAFOOD	25-Feb	P8/KI-D1/04.0/II/2025/000520	Australia	Fremantle	Coral Trout	360.00	56,796,120
2633	PT. BEE JAY SEAFOOD	25-Feb	P8/KI-D1/04.0/II/2025/000520	Australia	Fremantle	Sp Emperor	1,440.00	210,705,120
2634	PT. SOUTHERN MARINE PRODUCTS	25-Feb	P8/KI-D1/04.0/II/2025/000521	Malaysia	Pasir Gudang, Johor	FROZEN FISH PASTE	18,000.00	999,990,000
2635	CV. JAVA FISH	25-Feb	P8/KI-D1/04.0/II/2025/000522	Hong Kong	Hong Kong	FRESH DOGOL SHRIMP	60.00	3,000,000
2636	CV. JAVA FISH	25-Feb	P8/KI-D1/04.0/II/2025/000522	Hong Kong	Hong Kong	FRESH FLOWER SHRIMP	60.00	3,000,000
2637	CV. JAVA FISH	25-Feb	P8/KI-D1/04.0/II/2025/000522	Hong Kong	Hong Kong	FRESH WHITE SHRIMP	820.00	41,000,000
2638	CV. JAVA FISH	25-Feb	P8/KI-D1/04.0/II/2025/000522	Hong Kong	Hong Kong	FRESH TIGER SHRIMP	60.00	3,000,000
2639	PT. INTI LAUTAN FAJAR ABADI	25-Feb	P8/KI-D1/04.0/II/2025/000523	Australia	Brisbane	YELLOWFIN TUNA PORTIONS	500.00	90,177,000
2640	PT. SURYA ALAM TUNGGAL	25-Feb	04.0-01174-2025	Japan	Tokyo	RAW HEADLESS BLACK TIGER	10,800.00	1,835,719,200
2641	PT. INTI LAUTAN FAJAR ABADI	25-Feb	P8/KI-D1/04.0/II/2025/000524	Australia	Brisbane	GOLDBAND SNAPPER	3,925.00	737,958,875
2642	PT. INTI LAUTAN FAJAR ABADI	25-Feb	P8/KI-D1/04.0/II/2025/000525	Australia	Brisbane	RED SPOT EMPEROR	4,650.00	709,157,550
2643	PT. ANEKA TUNA INDONESIA	25-Feb	04.0-01175-2025	United Kingdom (GB)	Felixstowe	CANNED TUNA	18,002.88	1,086,545,820
2644	PT. ANEKA TUNA INDONESIA	25-Feb	P8/KI-D1/04.0/II/2025/000526	Australia	Melbourne	CANNED TUNA	27,705.60	2,724,956,582
2645	PT. ANEKA TUNA INDONESIA	25-Feb	P8/KI-D1/04.0/II/2025/000526	Australia	Melbourne	SAMPLE OF CANNED TUNA	2.79	284,639
2646	PT. SEKAR LAUT, TBK.	25-Feb	04.0-01176-2025	United Kingdom (GB)	Southampton	SHRIMP CRACKERS	6,944.00	330,360,800
2647	PT. SURYA ALAM TUNGGAL	25-Feb	04.0-01177-2025	Japan	Tokyo	RAW HEADLESS WHITE	10,800.00	2,123,971,200
2648	PT. ANEKA TUNA INDONESIA	25-Feb	P8/KI-D1/04.0/II/2025/000527	Australia	Melbourne	CANNED TUNA	13,275.60	1,166,327,838

No.	NAMA UPI	TERBIT HC	NO. HC MUTU	NEGARA TUJUAN	PEL. TUJUAN	NAMA PRODUK	VOLUME (KG)	NILAI (RP)
2649	PT. ANEKA TUNA INDONESIA	25-Feb	P8/KI-D1/04.0/II/2025/000527	Australia	Melbourne	SAMPLE OF CANNED TUNA	1.67	145,876
2650	PT WINAROS KAWULA BAHARI	25-Feb	04.0-01178-2025	United States	Los Angeles	White Raw Vannamei Frozen Shrimp	3,840.00	688,512,000
2651	PT WINAROS KAWULA BAHARI	25-Feb	04.0-01179-2025	Japan	Hakata/Fukuoka	White Raw Vannamei Frozen Shrimp	4,620.00	537,587,820
2652	PT WINAROS KAWULA BAHARI	25-Feb	04.0-01179-2025	Japan	Hakata/Fukuoka	White Vannamei Nobashi Ebi	11,030.00	1,764,777,940
2653	PT. SEKAR KATOKICHI	25-Feb	04.0-01180-2025	United States	Houston	Raw Breaded Aligned Butterfly Tail On Vannamei Shrimp	15,526.80	1,497,653,021
2654	PT. SEKAR LAUT, TBK.	25-Feb	04.0-01181-2025	Netherlands	Rotterdam	SHRIMP CRACKERS	2,835.00	188,394,255
2655	PT WINAROS KAWULA BAHARI	25-Feb	04.0-01182-2025	China	Rizhao	Frozen Stretched Shrimp (Vannamei)	342.00	46,357,074
2656	PT WINAROS KAWULA BAHARI	25-Feb	04.0-01182-2025	China	Rizhao	Frozen Vannamei Raw PTO Shrimp	4,320.00	639,610,560
2657	PT WINAROS KAWULA BAHARI	25-Feb	04.0-01182-2025	China	Rizhao	Frozen Vannamei Shrimp Meat	10,000.00	855,750,000
2658	PT WINAROS KAWULA BAHARI	25-Feb	04.0-01183-2025	United States	New York	White Raw Vannamei PND	15,963.20	2,295,029,264
2659	PT. ANEKA TUNA INDONESIA	25-Feb	P8/KI-D1/04.0/II/2025/000528	Australia	Melbourne	CANNED TUNA	13,405.20	768,989,298
2660	PT. ANEKA TUNA INDONESIA	25-Feb	P8/KI-D1/04.0/II/2025/000529	Australia	Melbourne	POUCHED TUNA	2,784.00	185,035,776
2661	PT. AMARTA CARRAGEENAN INDONESIA	25-Feb	P8/KI-D1/04.0/II/2025/000530	Argentina	Buenos Aires	SRC (CARRAGEENAN KAPPA)	1.00	180,000
2662	CV. PESONA MANDIRI	25-Feb	04.0-01184-2025	China	Fuzhou	FROZEN RIBBON FISH	25,650.00	1,168,703,775
2663	PT. REX CANNING	25-Feb	04.0-01185-2025	United States	Los Angeles	CANNED CRABMEAT IN BRINE	12,241.00	2,309,252,409
2664	PT. GEMA ISTA RAYA	25-Feb	04.0-01186-2025	United States	Jersey City	Canned Sardines	1.89	12,999
2665	CV. MARINA SEJAHTERA	25-Feb	04.0-01187-2025	United States	Honolulu	FROZEN BELT FISH	18.00	846,000
2666	CV. MARINA SEJAHTERA	25-Feb	04.0-01187-2025	United States	Honolulu	FROZEN BIG EYE SCAD	160.00	7,520,000
2667	CV. MARINA SEJAHTERA	25-Feb	04.0-01187-2025	United States	Honolulu	FROZEN ROUND SCAD	200.00	9,400,000
2668	CV. MARINA SEJAHTERA	25-Feb	04.0-01187-2025	United States	Honolulu	Sardines	500.00	23,500,000
2669	CV. PESONA MANDIRI	25-Feb	04.0-01188-2025	China	Tianjinxingang	FROZEN RIBBON FISH	25,650.00	1,176,396,210
2670	CV. MARINA SEJAHTERA	25-Feb	04.0-01189-2025	United States	Honolulu	FROZEN TUNA CUBE	3,850.00	180,950,000
2671	PT. MARINDO MAKMUR USAHAJAYA	25-Feb	04.0-01190-2025	Japan	Hakata/Fukuoka	FROZEN MACKEREL FILLET	19,850.00	411,887,500
2672	PT. BUMI MENARA INTERNUSA DAMPIT	25-Feb	04.0-01191-2025	United States	Savannah	FROZEN VALUE ADDED SEAFOOD PRODUCT	16,147.87	1,971,186,639
2673	PT. AMARTA CARRAGEENAN INDONESIA	25-Feb	P8/KI-D1/04.0/II/2025/000531	Philippines	Manila	PERFORATED COARSE IOTA	14,000.00	997,500,000
2674	PT. AMARTA CARRAGEENAN INDONESIA	25-Feb	P8/KI-D1/04.0/II/2025/000532	Philippines	Manila	PERFORATED COARSE KAPPA	14,000.00	1,522,500,000
2675	PT. AMARTA CARRAGEENAN INDONESIA	25-Feb	04.0-01193-2025	United States	St Louis	SRC (CARRAGEENAN KAPPA)	17,500.00	1,995,000,000
2676	PT. VARIA NIAGA NUSANTARA	25-Feb	04.0-01194-2025	France	Le Havre	FROZEN EMPEROR SLICES	14,088.00	1,067,983,104
2677	PT. VARIA NIAGA NUSANTARA	25-Feb	04.0-01195-2025	France	Le Havre	FROZEN BARRACUDA HEADLESS	6,254.40	300,792,859
2678	CV. MARINA SEJAHTERA	25-Feb	04.0-01196-2025	United States	Honolulu	Grouper	300.00	14,100,000
2679	CV. MARINA SEJAHTERA	25-Feb	04.0-01196-2025	United States	Honolulu	Frozen Rabbit Fish	3,760.00	176,720,000
2680	CV. MARINA SEJAHTERA	25-Feb	04.0-01196-2025	United States	Honolulu	Frozen Parrot Fish	7,600.00	357,200,000
2681	PT. REX CANNING	25-Feb	04.0-01197-2025	France	Le Havre	CANNED CRABMEAT IN BRINE	13,056.00	2,243,425,536

No.	NAMA UPI	TERBIT HC	NO. HC MUTU	NEGARA TUJUAN	PEL. TUJUAN	NAMA PRODUK	VOLUME (KG)	NILAI (RP)
2682	CV. MARINA SEJAHTERA	25-Feb	04.0-01198-2025	United States	Honolulu	FROZEN MILKFISH	2,200.00	103,400,000
2683	PT. BUMI PANGAN SEJAHTERA	25-Feb	04.0-01199-2025	United States	New York	FROZEN SHRIMP VANNAMEI RAW PD TAIL ON IQF	15,876.00	2,073,945,384
2684	CV. MARINA SEJAHTERA	25-Feb	04.0-01200-2025	United States	Honolulu	FROZEN SOFT CUTTLE FISH	120.00	5,640,000
2685	CV. MARINA SEJAHTERA	25-Feb	04.0-01200-2025	United States	Honolulu	FROZEN OCTOPUS	20.00	940,000
2686	PT Sekar Bumi Tbk	25-Feb	04.0-01201-2025	United States	New York	VANNAMEI RAW PD TAIL OFF IQF SHRIMP	15,876.00	2,152,737,972
2687	PT. AGROMINA WICAKSANA	25-Feb	P8/KI-D1/04.0/II/2025/000533	Senegal	Dakar	FROZEN COBIA WHOLE ROUND	13,426.74	509,209,115
2688	PT. AGROMINA WICAKSANA	25-Feb	P8/KI-D1/04.0/II/2025/000533	Senegal	Dakar	FROZEN EMPEROR WHOLE ROUND	12,719.05	486,503,663
2689	PT. BUMI MENARA INTERNUSA DAMPIT	25-Feb	04.0-01202-2025	United States	Los Angeles	FROZEN VALUE ADDED SEAFOOD PRODUCT	14,685.77	1,323,422,849
2690	PT. MAJU BERSAMA KARIB	26-Feb	04.0-01203-2025	United States	Baltimore	CANNED PASTEURIZED CRAB MEAT	6,648.42	3,845,512,612
2691	CV. JAVA FISH	26-Feb	P8/KI-D1/04.0/II/2025/000534	Singapore	Singapore Changi	Hairtail	1,100.00	49,500,000
2692	CV. JAVA FISH	26-Feb	P8/KI-D1/04.0/II/2025/000534	Singapore	Singapore Changi	TENGGIRI	1,500.00	60,000,000
2693	CV. JAVA FISH	26-Feb	P8/KI-D1/04.0/II/2025/000535	Singapore	Singapore Changi	SLIPPER LOBSTER	100.00	6,000,000
2694	CV. JAVA FISH	26-Feb	P8/KI-D1/04.0/II/2025/000535	Singapore	Singapore Changi	FRESH WHITE SHRIMP	3,300.00	165,000,000
2695	PT. SEKAR KATOKICHI	26-Feb	04.0-01204-2025	United States	Houston	Raw Breaded Aligned Butterfly Tail On Vannamei Shrimp	15,526.80	1,497,653,021
2696	PT. SURYA ALAM TUNGGAL	26-Feb	04.0-01205-2025	Japan	Narita Apt/Tokyo	RAW PEELED BLACK TIGER	2.25	183,924
2697	PT. SURYA ALAM TUNGGAL	26-Feb	04.0-01205-2025	Japan	Narita Apt/Tokyo	RAW PEELED WHITE VANNAMEI	1.50	73,569
2698	CV. JAVA FISH	26-Feb	P8/KI-D1/04.0/II/2025/000536	Singapore	Singapore Changi	FROZEN SPANISH MACKEREL	175.00	5,250,000
2699	CV. JAVA FISH	26-Feb	P8/KI-D1/04.0/II/2025/000536	Singapore	Singapore Changi	GROUPE	1,750.00	61,250,000
2700	CV. JAVA FISH	26-Feb	P8/KI-D1/04.0/II/2025/000536	Singapore	Singapore Changi	RED SNAPPER	70.00	3,150,000
2701	CV. JAVA FISH	26-Feb	P8/KI-D1/04.0/II/2025/000536	Singapore	Singapore Changi	SILVER POMFRET	2,800.00	154,000,000
2702	CV. JAVA FISH	26-Feb	P8/KI-D1/04.0/II/2025/000536	Singapore	Singapore Changi	FLATFISH	70.00	1,750,000
2703	CV. JAVA FISH	26-Feb	P8/KI-D1/04.0/II/2025/000536	Singapore	Singapore Changi	Goldband Snapper	700.00	28,000,000
2704	CV. JAVA FISH	26-Feb	P8/KI-D1/04.0/II/2025/000536	Singapore	Singapore Changi	BARRAMUNDI SKIN ON	105.00	3,150,000
2705	CV. JAVA FISH	26-Feb	P8/KI-D1/04.0/II/2025/000536	Singapore	Singapore Changi	THREADFIN BLUE	2,555.00	89,425,000
2706	CV. JAVA FISH	26-Feb	P8/KI-D1/04.0/II/2025/000536	Singapore	Singapore Changi	SAND WHITING FISH	1,050.00	26,250,000
2707	CV. JAVA FISH	26-Feb	P8/KI-D1/04.0/II/2025/000536	Singapore	Singapore Changi	FRESH LEATHER JACKET FISH	70.00	2,450,000
2708	PT. BUMI MENARA INTERNUSA DAMPIT	26-Feb	04.0-01206-2025	United States	Savannah	FROZEN VALUE ADDED SEAFOOD PRODUCT	15,314.33	1,889,298,263
2709	PT. BUMI MENARA INTERNUSA DAMPIT	26-Feb	04.0-01207-2025	United States	Savannah	FROZEN VALUE ADDED SEAFOOD PRODUCT	14,982.00	1,478,393,796
2710	PT. ANEKA TUNA INDONESIA	26-Feb	04.0-01208-2025	Japan	Sendai, Kagoshima	CANNED TUNA	8,601.60	768,768,000
2711	CV. TIRTA SURYA SRI REJEKI	26-Feb	04.0-01209-2025	China	Dalian	SALT JELLYFISH	15,450.00	278,100,000
2712	PT. BUMI MENARA INTERNUSA DAMPIT	26-Feb	04.0-01210-2025	United States	Seattle	FROZEN VALUE ADDED SEAFOOD PRODUCT	15,820.99	1,921,870,581
2713	CV. TIRTA SURYA SRI REJEKI	26-Feb	04.0-01211-2025	China	Dalian	SALT JELLYFISH	15,450.00	278,100,000
2714	PT. ANEKA TUNA INDONESIA	26-Feb	04.0-01212-2025	Japan	Tomakomai	CANNED TUNA	8,601.60	768,768,000
2715	PT WINAROS KAWULA BAHARI	26-Feb	04.0-01213-2025	United States	Los Angeles	White Raw Vannamei Frozen Shrimp	3,840.00	688,512,000

No.	NAMA UPI	TERBIT HC	NO. HC MUTU	NEGARA TUJUAN	PEL. TUJUAN	NAMA PRODUK	VOLUME (KG)	NILAI (RP)
2716	PT. BUMI MENARA INTERNUSA DAMPIT	26-Feb	04.0-01214-2025	Netherlands	Rotterdam	FROZEN VALUE ADDED SEAFOOD PRODUCT	12,500.00	1,542,687,500
2717	PT. ANEKA TUNA INDONESIA	26-Feb	04.0-01215-2025	Japan	Shimizu	CANNED TUNA	14,731.20	1,121,029,589
2718	PT. ANEKA TUNA INDONESIA	26-Feb	04.0-01215-2025	Japan	Shimizu	SAMPLE OF CANNED TUNA	6.82	518,995
2719	PT. CENTRAM	26-Feb	P8/KI-D1/04.0/II/2025/000537	Malaysia	Westport/Port Klang	CARRAGEENAN	9,600.00	3,280,780,800
2720	PT.KARYA KENCANA SUMBER SARI	26-Feb	04.0-01216-2025	United States	Long Beach	KERUPUK UDANG	19,000.00	1,548,500,000
2721	PT. ANEKA TUNA INDONESIA	26-Feb	P8/KI-D1/04.0/II/2025/000538	Kuwait	Shuwaikh	CANNED TUNA	35,343.36	2,485,062,328
2722	PT. BUMI MENARA INTERNUSA DAMPIT	26-Feb	04.0-01217-2025	Netherlands	Rotterdam	FROZEN VALUE ADDED SEAFOOD PRODUCT	3,375.00	447,120,000
2723	PT WINAROS KAWULA BAHARI	26-Feb	04.0-01218-2025	United States	Los Angeles	White Vannamei Nobashi Ebi	14,118.00	2,283,050,016
2724	CV. TIRTA SURYA SRI REJEKI	26-Feb	04.0-01219-2025	China	Dalian	SALT JELLYFISH	15,450.00	278,100,000
2725	PT WINAROS KAWULA BAHARI	26-Feb	04.0-01220-2025	United States	Los Angeles	White Vannamei Nobashi Ebi	7,330.80	1,234,110,857
2726	PT WINAROS KAWULA BAHARI	26-Feb	04.0-01221-2025	United States	New York	White Raw Vannamei Frozen Shrimp Breaded Butterfly	5,660.90	508,648,848
2727	PT WINAROS KAWULA BAHARI	26-Feb	04.0-01221-2025	United States	New York	White Raw Vannamei Frozen Shrimp Breaded Butterfly Coconut	6,711.42	670,584,952
2728	PT WINAROS KAWULA BAHARI	26-Feb	04.0-01221-2025	United States	New York	White Raw Vannamei Frozen Shrimp Breaded Popcorn	2,258.91	168,871,594
2729	PT. REX CANNING	26-Feb	04.0-01222-2025	Canada	Vancouver	CANNED BABY CLAM IN BRINE	14,263.00	879,542,158
2730	CV. PESONA MANDIRI	26-Feb	04.0-01223-2025	China	Mawei	FROZEN RIBBON FISH	11,360.40	291,065,944
2731	CV. PESONA MANDIRI	26-Feb	04.0-01223-2025	China	Mawei	FROZEN CROAKER FISH	2,806.60	239,448,728
2732	CV. PESONA MANDIRI	26-Feb	04.0-01223-2025	China	Mawei	FROZEN THREADFIN FISH	7,577.10	270,047,844
2733	CV. PESONA MANDIRI	26-Feb	04.0-01223-2025	China	Mawei	FROZEN CONGER EEL	5,978.00	225,968,400
2734	PT. ANEKA TUNA INDONESIA	26-Feb	04.0-01224-2025	Japan	Nagoya, Aichi	CANNED TUNA	18,708.48	1,655,307,602
2735	PT. ANEKA TUNA INDONESIA	26-Feb	04.0-01224-2025	Japan	Nagoya, Aichi	CANNED TUNA	14,542.08	1,392,695,002
2736	PT WINAROS KAWULA BAHARI	26-Feb	04.0-01225-2025	United States	Los Angeles	White Vannamei Sushi Ebi	3,264.00	885,291,456
2737	PT WINAROS KAWULA BAHARI	26-Feb	04.0-01225-2025	United States	Los Angeles	White Vannamei Sushi Ebi Broken	1,320.00	242,098,560
2738	PT. BUMI MENARA INTERNUSA DAMPIT	26-Feb	04.0-01226-2025	United States	Savannah	FROZEN VALUE ADDED SEAFOOD PRODUCT	16,344.00	2,086,262,568
2739	PT BAHARI SEJAHTERA PERTIWI	26-Feb	04.0-01227-2025	China	Nansha New Pt	FROZEN LEATHERJACKET	10,098.00	894,591,918
2740	PT BAHARI SEJAHTERA PERTIWI	26-Feb	04.0-01227-2025	China	Nansha New Pt	FROZEN BIGEYE FISH	3,753.00	119,942,127
2741	PT BAHARI SEJAHTERA PERTIWI	26-Feb	04.0-01227-2025	China	Nansha New Pt	FROZEN WHITESPOTTED CONGER FISH	8,970.80	291,517,808
2742	PT BAHARI SEJAHTERA PERTIWI	26-Feb	04.0-01228-2025	China	Nansha New Pt	Frozen Mackerel Fish	9,930.50	710,825,190
2743	PT. SEKAR KATOKICHI	26-Feb	04.0-01229-2025	Japan	Kobe	Frozen Breaded Shrimp	7,863.91	977,271,687
2744	PT. PHILLIPS SEAFOODS INDONESIA	26-Feb	04.0-01230-2025	United States	Baltimore	FROZEN FISH BARRAMUNDI	13,620.00	2,596,326,120
2745	PT BAHARI SEJAHTERA PERTIWI	26-Feb	04.0-01231-2025	China	Nansha New Pt	FROZEN ORANGE GOATFISH	4,887.00	122,346,045
2746	PT BAHARI SEJAHTERA PERTIWI	26-Feb	04.0-01231-2025	China	Nansha New Pt	FROZEN BIGEYE FISH	8,685.00	279,344,340
2747	PT BAHARI SEJAHTERA PERTIWI	26-Feb	04.0-01232-2025	China	Nansha New Pt	FROZEN OCTOPUS	240.00	20,030,832
2748	PT. REX CANNING	26-Feb	04.0-01233-2025	Belgium	Antwerpen	CANNED CRABMEAT IN BRINE	17,531.00	1,180,905,691
2749	CV. PESONA MANDIRI	26-Feb	04.0-01234-2025	China	Mawei	FROZEN RIBBON FISH	9,565.20	207,904,405

No.	NAMA UPI	TERBIT HC	NO. HC MUTU	NEGARA TUJUAN	PEL. TUJUAN	NAMA PRODUK	VOLUME (KG)	NILAI (RP)
2750	CV. PESONA MANDIRI	26-Feb	04.0-01234-2025	China	Mawei	FROZEN CROAKER FISH	2,505.50	121,767,300
2751	CV. PESONA MANDIRI	26-Feb	04.0-01234-2025	China	Mawei	FROZEN BLACKFIN SCAD	9,523.40	231,418,620
2752	CV. PESONA MANDIRI	26-Feb	04.0-01234-2025	China	Mawei	FROZEN SWEETLIP	2,341.40	60,689,088
2753	PT. BUMI MENARA INTERNUSA DAMPIT	26-Feb	04.0-01235-2025	Netherlands	Rotterdam	FROZEN RAW SHRIMP	1,000.00	119,200,000
2754	PT. GRAHAMAKMUR CIPTAPRATAMA	26-Feb	04.0-01236-2025	United States	Miami	FROZEN RAW VANNAMEI PEELED DEVEINED TAIL ON	15,663.00	2,668,865,559
2755	PT BAHARI SEJAHTERA PERTIWI	26-Feb	04.0-01237-2025	China	Nansha New Pt	FROZEN BIGEYE FISH	2,709.00	80,427,772
2756	PT BAHARI SEJAHTERA PERTIWI	26-Feb	04.0-01237-2025	China	Nansha New Pt	FROZEN FOURFINGER THREADFIN FISH	20,303.00	902,955,622
2757	PT. EDMAR MANDIRI JAYA	26-Feb	04.0-01238-2025	Japan	Hakata	FROZEN FLYING FISH	25,500.00	426,870,000
2758	PT. GRAHAMAKMUR CIPTAPRATAMA	26-Feb	04.0-01239-2025	United States	New York	FROZEN RAW VANNAMEI PEELED DEVEINED TAIL ON	15,663.00	2,444,117,172
2759	PT. INTI LAUTAN FAJAR ABADI	26-Feb	04.0-01240-2025	United States	Miami	SWORDFISH	2.20	16,777
2760	PT. INTI LAUTAN FAJAR ABADI	26-Feb	04.0-01240-2025	United States	Miami	YELLOWFIN TUNA STEAK	2.20	16,777
2761	PT. INTI LAUTAN FAJAR ABADI	26-Feb	04.0-01240-2025	United States	Miami	MAHI-MAHI	4.10	31,267
2762	PT Sekar Bumi Tbk	26-Feb	04.0-01241-2025	United States	Chicago	FROZEN VANNAMEI COOKED PD TAIL ON IQF SHRIMP	14,968.80	2,276,065,915
2763	PT Sekar Bumi Tbk	26-Feb	04.0-01242-2025	United States	Worcester	VANNAMEI RAW PD TAIL ON IQF SHRIMP	14,968.80	1,889,751,125
2764	PT Sekar Bumi Tbk	26-Feb	04.0-01243-2025	United States	Los Angeles	FROZEN VANNAMEI COOKED PD TAIL ON IQF SHRIMP	15,422.40	2,267,817,653
2765	PT Sekar Bumi Tbk	26-Feb	04.0-01244-2025	United States	Chicago	VANNAMEI RAW PD TAIL OFF IQF SHRIMP	14,968.80	1,850,188,586
2766	PT Sekar Bumi Tbk	26-Feb	04.0-01245-2025	United States	New York	VANNAMEI RAW PD TAIL OFF IQF SHRIMP	15,876.00	2,071,278,216
2767	PT Sekar Bumi Tbk	26-Feb	04.0-01246-2025	United States	New York	FROZEN VANNAMEI COOKED PD TAIL ON IQF SHRIMP	15,839.71	2,461,934,446
2768	PT. SURYA ALAM TUNGGAL	26-Feb	04.0-01247-2025	Japan	Tokyo	RAW HEADLESS BLACK TIGER	14,472.00	2,514,148,200
2769	PT. SURYA ALAM TUNGGAL	26-Feb	04.0-01248-2025	Japan	Tokyo	RAW HEADLESS WHITE	648.00	138,921,480
2770	PT. INTI LUHUR FUJA ABADI	27-Feb	04.0-01249-2025	China	Fuzhou	FROZEN RIBBONFISH	356.70	8,671,377
2771	PT. INTI LUHUR FUJA ABADI	27-Feb	04.0-01250-2025	China	Fuzhou	FROZEN RIBBONFISH	2,148.10	52,220,311
2772	PT. INTI LUHUR FUJA ABADI	27-Feb	04.0-01251-2025	China	Fuzhou	FROZEN PAMPANO FISH	4,912.10	72,728,553
2773	PT. INTI LUHUR FUJA ABADI	27-Feb	04.0-01251-2025	China	Fuzhou	FROZEN CROAKER FISH	4,899.70	153,455,174
2774	PT. INTI LUHUR FUJA ABADI	27-Feb	04.0-01251-2025	China	Fuzhou	FROZEN THREADFIN FISH	16,948.00	458,304,426
2775	PT. INTI LUHUR FUJA ABADI	27-Feb	04.0-01252-2025	China	Fuzhou	FROZEN THREADFIN FISH	28,149.70	788,025,517
2776	PT. INTI LUHUR FUJA ABADI	27-Feb	04.0-01253-2025	China	Fuzhou	FROZEN PAMPANO FISH	18,632.40	275,871,314
2777	PT. INTI LUHUR FUJA ABADI	27-Feb	04.0-01253-2025	China	Fuzhou	FROZEN CROAKER FISH	7,352.50	355,169,865
2778	PT. INTI LAUTAN FAJAR ABADI	27-Feb	04.0-01254-2025	United States	New York	SNAPPER	2,546.94	513,287,365
2779	PT. INTI LAUTAN FAJAR ABADI	27-Feb	04.0-01255-2025	United States	New York	GROUPEL	1,766.06	529,408,274
2780	PT. INTI LUHUR FUJA ABADI	27-Feb	04.0-01256-2025	China	Fuzhou	FROZEN PAMPANO FISH	2,455.80	36,360,575
2781	PT. INTI LUHUR FUJA ABADI	27-Feb	04.0-01256-2025	China	Fuzhou	FROZEN EMPEROR FISH	1,103.70	37,878,984
2782	PT. INTI LUHUR FUJA ABADI	27-Feb	04.0-01256-2025	China	Fuzhou	FROZEN CONGER EEL	9,054.90	392,716,446
2783	PT. INTI LUHUR FUJA ABADI	27-Feb	04.0-01256-2025	China	Fuzhou	FROZEN RED SNAPPER WHOLE ROUND	621.60	58,051,224

No.	NAMA UPI	TERBIT HC	NO. HC MUTU	NEGARA TUJUAN	PEL. TUJUAN	NAMA PRODUK	VOLUME (KG)	NILAI (RP)
2784	PT. INTI LUHUR FUJA ABADI	27-Feb	04.0-01256-2025	China	Fuzhou	FROZEN THREADFIN FISH	13,491.70	380,248,724
2785	PT. INTI LAUTAN FAJAR ABADI	27-Feb	04.0-01257-2025	United States	New York	SWORDFISH	4,086.00	720,153,414
2786	CV. TIRTA SURYA SRI REJEKI	27-Feb	04.0-01258-2025	China	Dalian	SALT JELLYFISH	15,450.00	278,100,000
2787	PT. INTI LAUTAN FAJAR ABADI	27-Feb	04.0-01259-2025	United States	New York	SNAPPER	876.22	210,065,859
2788	PT. INTI LAUTAN FAJAR ABADI	27-Feb	04.0-01259-2025	United States	New York	SNAPPER	9,384.18	2,249,772,697
2789	CV. TIRTA SURYA SRI REJEKI	27-Feb	04.0-01260-2025	China	Dalian	SALT JELLYFISH	15,450.00	278,100,000
2790	CV. TIRTA SURYA SRI REJEKI	27-Feb	04.0-01261-2025	China	Dalian	SALT JELLYFISH	15,450.00	278,100,000
2791	CV. JAVA FISH	27-Feb	P8/KI-D1/04.0/II/2025/000539	Hong Kong	Hong Kong	GROUPEL	125.00	4,375,000
2792	CV. JAVA FISH	27-Feb	P8/KI-D1/04.0/II/2025/000539	Hong Kong	Hong Kong	RED SNAPPER	50.00	2,250,000
2793	CV. JAVA FISH	27-Feb	P8/KI-D1/04.0/II/2025/000539	Hong Kong	Hong Kong	SILVER POMFRET	600.00	33,000,000
2794	CV. JAVA FISH	27-Feb	P8/KI-D1/04.0/II/2025/000539	Hong Kong	Hong Kong	BARRAMUNDI SKIN ON	300.00	9,000,000
2795	CV. JAVA FISH	27-Feb	P8/KI-D1/04.0/II/2025/000539	Hong Kong	Hong Kong	THREADFIN BLUE	700.00	24,500,000
2796	CV. JAVA FISH	27-Feb	P8/KI-D1/04.0/II/2025/000539	Hong Kong	Hong Kong	SAND WHITING FISH	250.00	6,250,000
2797	CV. JAVA FISH	27-Feb	P8/KI-D1/04.0/II/2025/000539	Hong Kong	Hong Kong	SWANGI	1,700.00	42,500,000
2798	PT WINAROS KAWULA BAHARI	27-Feb	04.0-01262-2025	Japan	Tokyo	White Raw Vannamei Frozen Shrimp	3,030.40	451,259,894
2799	PT WINAROS KAWULA BAHARI	27-Feb	04.0-01262-2025	Japan	Tokyo	White Vannamei Nobashi Ebi	7,967.90	1,317,085,902
2800	CV. JAVA FISH	27-Feb	P8/KI-D1/04.0/II/2025/000540	Hong Kong	Hong Kong	FRESH DOGOL SHRIMP	60.00	3,000,000
2801	CV. JAVA FISH	27-Feb	P8/KI-D1/04.0/II/2025/000540	Hong Kong	Hong Kong	FRESH FLOWER SHRIMP	60.00	3,000,000
2802	CV. JAVA FISH	27-Feb	P8/KI-D1/04.0/II/2025/000540	Hong Kong	Hong Kong	FRESH WHITE SHRIMP	660.00	33,000,000
2803	CV. JAVA FISH	27-Feb	P8/KI-D1/04.0/II/2025/000540	Hong Kong	Hong Kong	FRESH TIGER SHRIMP	60.00	3,000,000
2804	PT. LOUISIANA FAR EAST	27-Feb	04.0-01263-2025	Japan	Tokyo	VANNAMEI PND BROKEN IQF NON SOAKING	17,060.00	1,812,897,960
2805	PT WINAROS KAWULA BAHARI	27-Feb	04.0-01264-2025	Japan	Tokyo	White Vannamei Ebi Fry	2,424.00	365,837,352
2806	PT. SEKAR LAUT, TBK.	27-Feb	04.0-01265-2025	Netherlands	Rotterdam	SAMBAL TERASI	2,045.16	143,404,574
2807	PT WINAROS KAWULA BAHARI	27-Feb	04.0-01266-2025	United States	Los Angeles	White Vannamei Nobashi Ebi	6,510.00	1,089,578,700
2808	PT. AMARTA CARRAGEENAN INDONESIA	27-Feb	P8/KI-D1/04.0/II/2025/000541	Argentina	Buenos Aires	SRC (CARRAGEENAN KAPPA)	1.00	180,000
2809	PT. AMARTA CARRAGEENAN INDONESIA	27-Feb	P8/KI-D1/04.0/II/2025/000542	India	Kochi	SRC (CARRAGEENAN KAPPA)	0.10	180,000
2810	PT WINAROS KAWULA BAHARI	27-Feb	04.0-01267-2025	United States	New York	White Vannamei Tempura	1,306.50	204,030,879
2811	CV. TIRTA SURYA SRI REJEKI	27-Feb	04.0-01268-2025	China	Dalian	SALT JELLYFISH	15,450.00	278,100,000
2812	PT WINAROS KAWULA BAHARI	27-Feb	04.0-01269-2025	United States	Los Angeles	White Vannamei Sushi Ebi	4,440.00	1,198,480,320
2813	PT WINAROS KAWULA BAHARI	27-Feb	04.0-01269-2025	United States	Los Angeles	White Vannamei Sushi Ebi Broken	660.00	121,146,300
2814	PT. ANEKA TUNA INDONESIA	27-Feb	P8/KI-D1/04.0/II/2025/000543	Saudi Arabia	Ad Dammam	CANNED TUNA	77,683.20	3,704,168,026
2815	PT WINAROS KAWULA BAHARI	27-Feb	04.0-01270-2025	United States	New York	White Raw Vannamei Frozen Shrimp Breaded Tail On	1,300.00	144,885,000
2816	PT. PHILLIPS SEAFOODS INDONESIA	27-Feb	04.0-01271-2025	United States	Baltimore	PASTEURIZED BLUE SWIMMING CRABMEAT	6,711.94	3,812,757,789
2817	PT. SEKAR KATOKICHI	27-Feb	04.0-01272-2025	United States	Houston	Raw Breaded Aligned Butterfly Tail On Vannamei Shrimp	15,526.80	1,497,653,021
2818	PT. SEKAR LAUT, TBK.	27-Feb	04.0-01273-2025	Netherlands	Rotterdam	SHRIMP CRACKERS	16,187.50	741,290,375
2819	PT WINAROS KAWULA BAHARI	27-Feb	04.0-01274-2025	United States	New York	White Vannamei Nobashi Ebi	3,915.00	653,452,650
2820	PT WINAROS KAWULA BAHARI	27-Feb	04.0-01275-2025	United States	New York	White Vannamei Sushi Ebi	4,725.00	1,282,681,575

No.	NAMA UPI	TERBIT HC	NO. HC MUTU	NEGARA TUJUAN	PEL. TUJUAN	NAMA PRODUK	VOLUME (KG)	NILAI (RP)
2821	PT. ANEKA TUNA INDONESIA	27-Feb	P8/KI-D1/04.0/II/2025/000544	Saudi Arabia	Ad Dammam	CANNED TUNA	48,643.20	3,376,616,371
2822	PT. ANEKA SUMBER ALAM JAYA	27-Feb	04.0-01276-2025	Taiwan	Kaohsiung	FROZEN SNAIL MEAT/COOKED	7,130.00	427,800,000
2823	PT. ANEKA SUMBER ALAM JAYA	27-Feb	04.0-01276-2025	Taiwan	Kaohsiung	FROZEN APPLE SNAIL MEAT/COOKED (BLACK COLOR)	11,500.00	362,250,000
2824	PT. ANEKA SUMBER ALAM JAYA	27-Feb	04.0-01276-2025	Taiwan	Kaohsiung	FROZEN APPLE SNAIL MEAT/COOKED (YELLOW COLOR)	2,277.00	99,049,500
2825	PT. GEMA ISTA RAYA	27-Feb	P8/KI-D1/04.0/II/2025/000545	Timor-Leste	Dili	Canned Tuna	888.00	41,599,248
2826	PT. ANEKA TUNA INDONESIA	27-Feb	P8/KI-D1/04.0/II/2025/000546	Saudi Arabia	Ad Dammam	CANNED TUNA	26,611.20	1,606,172,198
2827	PT. ANEKA TUNA INDONESIA	27-Feb	04.0-01277-2025	Japan	Nagoya, Aichi	SAMPLE OF CANNED TUNA	3.36	144,000
2828	PT. ANEKA TUNA INDONESIA	27-Feb	04.0-01277-2025	Japan	Nagoya, Aichi	SAMPLE OF CANNED TUNA	3.36	144,000
2829	PT. REX CANNING	27-Feb	04.0-01278-2025	Netherlands	Rotterdam	CANNED CRABMEAT IN BRINE	17,484.00	1,097,558,100
2830	CV. JAVA FISH	27-Feb	P8/KI-D1/04.0/II/2025/000547	Hong Kong	Hong Kong	Hairtail	760.00	34,200,000
2831	CV. JAVA FISH	27-Feb	P8/KI-D1/04.0/II/2025/000547	Hong Kong	Hong Kong	TENGGIRI	250.00	10,000,000
2832	PT. AMARTA CARRAGEENAN INDONESIA	27-Feb	04.0-01279-2025	Japan	Yokohama	AME H001 (R2)	1,000.00	124,800,000
2833	CV. MARINA SEJAHTERA	27-Feb	04.0-01280-2025	China	Xiamen	FRESH BELT FISH	4,500.00	211,500,000
2834	PT Sekar Bumi Tbk	27-Feb	04.0-01281-2025	Korea (South)	Incheon	FROZEN SHRIMP BALL	4,500.00	272,025,000
2835	CV. MARINA SEJAHTERA	27-Feb	04.0-01282-2025	Taiwan	Taipei	FRESH SPANISH MACKERELS	1,200.00	104,400,000
2836	PT Sekar Bumi Tbk	27-Feb	04.0-01283-2025	Korea (South)	Incheon	FROZEN FISH BALL	6,300.00	322,245,000
2837	PT. ANEKA TUNA INDONESIA	27-Feb	P8/KI-D1/04.0/II/2025/000548	Saudi Arabia	Ad Dammam	CANNED TUNA	77,683.20	3,951,122,918
2838	PT Sekar Bumi Tbk	27-Feb	04.0-01284-2025	Korea (South)	Busan (ex Pusan)	FROZEN BOILED ABALONE MEAT	8,090.00	2,237,621,190
2839	PT. GRAHAMAKMUR CIPTAPRATAMA	27-Feb	04.0-01285-2025	United States	New York	FROZEN RAW VANNAMEI PEELED DEVEINED TAIL OFF	15,663.00	1,892,481,975
2840	PT. INTI LAUTAN FAJAR ABADI	27-Feb	04.0-01286-2025	United States	New York	EMPEROR	454.00	68,012,832
2841	PT. INTI LAUTAN FAJAR ABADI	27-Feb	04.0-01287-2025	United States	New York	SNAPPER	6,810.00	1,205,104,410
2842	PT. INTI LAUTAN FAJAR ABADI	27-Feb	04.0-01287-2025	United States	New York	SNAPPER	2,724.00	482,041,764
2843	PT. INTI LAUTAN FAJAR ABADI	27-Feb	04.0-01288-2025	United States	Miami	GOLDBAND SNAPPER	7.07	1,781,421
2844	PT. INTI LAUTAN FAJAR ABADI	27-Feb	04.0-01288-2025	United States	Miami	RED SNAPPER	7.07	1,781,421
2845	CV. MARINA SEJAHTERA	27-Feb	04.0-01289-2025	Taiwan	Taipei	FRESH BLACK POMFRET FISH	200.00	17,400,000
2846	CV. MARINA SEJAHTERA	27-Feb	04.0-01289-2025	Taiwan	Taipei	FRESH WHITE POMFRET FISH	20.00	1,740,000
2847	CV. MARINA SEJAHTERA	27-Feb	04.0-01289-2025	Taiwan	Taipei	FRESH BIG EYES FISH	300.00	19,500,000
2848	PT. INTI LAUTAN FAJAR ABADI	27-Feb	04.0-01290-2025	United States	New York	COBIA	6,392.32	1,059,718,810
2849	PT Sekar Bumi Tbk	27-Feb	04.0-01291-2025	United States	Detroit	FROZEN VANNAMEI COOKED PD TAIL ON IQF SHRIMP	14,061.60	2,732,112,634
2850	PT Sekar Bumi Tbk	27-Feb	04.0-01292-2025	United States	Detroit	VANNAMEI RAW PD TAIL ON IQF SHRIMP	907.20	137,065,219
2851	PT. GEMA ISTA RAYA	27-Feb	P8/KI-D1/04.0/II/2025/000549	Timor-Leste	Dili	Canned Sardines	16,235.00	392,919,470
2852	PT. ANEKA TUNA INDONESIA	27-Feb	P8/KI-D1/04.0/II/2025/000550	Saudi Arabia	Ad Dammam	POUCHED TUNA	22,400.00	1,114,624,000
2853	PT. SEKAR LAUT, TBK.	27-Feb	04.0-01293-2025	Netherlands	Rotterdam	SHRIMP CRACKERS	15,725.00	766,247,800
2854	PT. INTI LUHUR FUJA ABADI	28-Feb	04.0-01294-2025	United States	New York	Frozen Krimson Non Treated Cobia Fillet	908.00	149,959,832
2855	PT. SEKAR KATOKICHI	28-Feb	04.0-01295-2025	Japan	Kobe	Frozen Breaded Shrimp	12,014.33	1,473,353,331
2856	PT. INTI LUHUR FUJA ABADI	28-Feb	04.0-01296-2025	United States	New York	Frozen Krimson TS Cobia Fillet	1,816.00	306,439,104

No.	NAMA UPI	TERBIT HC	NO. HC MUTU	NEGARA TUJUAN	PEL. TUJUAN	NAMA PRODUK	VOLUME (KG)	NILAI (RP)
2857	CV. JAVA FISH	28-Feb	P8/KI-D1/04.0/II/2025/000551	Singapore	Singapore Changi	Hairtail	950.00	42,750,000
2858	CV. JAVA FISH	28-Feb	P8/KI-D1/04.0/II/2025/000551	Singapore	Singapore Changi	TENGGIRI	1,500.00	60,000,000
2859	PT. INTI LUHUR FUJA ABADI	28-Feb	04.0-01297-2025	United States	New York	Frozen Krimson TS Grouper Portion	2,360.80	744,419,260
2860	PT. INTI LUHUR FUJA ABADI	28-Feb	04.0-01298-2025	United States	New York	Frozen Krimson TS Grouper Fillet	1,816.00	573,759,752
2861	PT. INTI LUHUR FUJA ABADI	28-Feb	04.0-01299-2025	United States	New York	Frozen Krimson TS Gold band Snapper Fillet	2,724.00	542,789,688
2862	PT. INTI LUHUR FUJA ABADI	28-Feb	04.0-01300-2025	United States	New York	Frozen Krimson Goldband Snapper WGGG	1,816.00	231,458,280
2863	PT. GEMA ISTA RAYA	28-Feb	P8/KI-D1/04.0/II/2025/000553	Sierra Leone	Freetown	Canned Sardines	20,313.00	707,684,607
2864	PT. INTI LUHUR FUJA ABADI	28-Feb	04.0-01301-2025	United States	New York	Frozen Krimson Scarlet Snapper WGGG	908.00	128,769,836
2865	CV. JAVA FISH	28-Feb	P8/KI-D1/04.0/II/2025/000554	Singapore	Singapore Changi	FROZEN SPANISH MACKEREL	175.00	5,250,000
2866	CV. JAVA FISH	28-Feb	P8/KI-D1/04.0/II/2025/000554	Singapore	Singapore Changi	GROUPE	1,750.00	61,250,000
2867	CV. JAVA FISH	28-Feb	P8/KI-D1/04.0/II/2025/000554	Singapore	Singapore Changi	RED SNAPPER	70.00	3,150,000
2868	CV. JAVA FISH	28-Feb	P8/KI-D1/04.0/II/2025/000554	Singapore	Singapore Changi	SILVER POMFRET	2,800.00	154,000,000
2869	CV. JAVA FISH	28-Feb	P8/KI-D1/04.0/II/2025/000554	Singapore	Singapore Changi	FLATFISH	70.00	1,750,000
2870	CV. JAVA FISH	28-Feb	P8/KI-D1/04.0/II/2025/000554	Singapore	Singapore Changi	Goldband Snapper	700.00	28,000,000
2871	CV. JAVA FISH	28-Feb	P8/KI-D1/04.0/II/2025/000554	Singapore	Singapore Changi	BARRAMUNDI SKIN ON	105.00	3,150,000
2872	CV. JAVA FISH	28-Feb	P8/KI-D1/04.0/II/2025/000554	Singapore	Singapore Changi	THREADFIN BLUE	2,590.00	90,650,000
2873	CV. JAVA FISH	28-Feb	P8/KI-D1/04.0/II/2025/000554	Singapore	Singapore Changi	SAND WHITING FISH	1,050.00	26,250,000
2874	CV. JAVA FISH	28-Feb	P8/KI-D1/04.0/II/2025/000554	Singapore	Singapore Changi	FRESH LEATHER JACKET FISH	70.00	2,450,000
2875	CV. JAVA FISH	28-Feb	P8/KI-D1/04.0/II/2025/000555	Singapore	Singapore Changi	SLIPPER LOBSTER	100.00	6,000,000
2876	CV. JAVA FISH	28-Feb	P8/KI-D1/04.0/II/2025/000555	Singapore	Singapore Changi	FRESH WHITE SHRIMP	3,380.00	169,000,000
2877	PT. INTI LUHUR FUJA ABADI	28-Feb	04.0-01302-2025	United States	New York	Frozen Krimson TS Scarlet Snapper Portion	454.00	110,839,560
2878	CV. JAVA FISH	28-Feb	P8/KI-D1/04.0/II/2025/000556	Singapore	Singapore Changi	SLIPPER LOBSTER	100.00	6,000,000
2879	CV. JAVA FISH	28-Feb	P8/KI-D1/04.0/II/2025/000556	Singapore	Singapore Changi	FRESH WHITE SHRIMP	3,220.00	161,000,000
2880	PT. SOUTHERN MARINE PRODUCTS	28-Feb	P8/KI-D1/04.0/II/2025/000557	Singapore	Singapore Container Terminal	FROZEN FISH PASTE	20,000.00	1,000,000,000
2881	PT. INTI LUHUR FUJA ABADI	28-Feb	04.0-01303-2025	United States	New York	FROZEN KRIMSON TS EMPEROR SKINLESS FILLET	817.20	124,694,914
2882	CV. JAVA FISH	28-Feb	P8/KI-D1/04.0/II/2025/000558	Singapore	Singapore Changi	Hairtail	1,075.00	48,375,000
2883	CV. JAVA FISH	28-Feb	P8/KI-D1/04.0/II/2025/000558	Singapore	Singapore Changi	TENGGIRI	1,500.00	60,000,000
2884	PT. INTI LUHUR FUJA ABADI	28-Feb	04.0-01304-2025	United States	New York	FROZEN KRIMSON NON TREATED COBIA PORTION	454.00	74,979,916
2885	CV. JAVA FISH	28-Feb	P8/KI-D1/04.0/II/2025/000559	Singapore	Singapore Changi	FROZEN SPANISH MACKEREL	175.00	5,250,000
2886	CV. JAVA FISH	28-Feb	P8/KI-D1/04.0/II/2025/000559	Singapore	Singapore Changi	GROUPE	1,750.00	61,250,000
2887	CV. JAVA FISH	28-Feb	P8/KI-D1/04.0/II/2025/000559	Singapore	Singapore Changi	RED SNAPPER	70.00	3,150,000
2888	CV. JAVA FISH	28-Feb	P8/KI-D1/04.0/II/2025/000559	Singapore	Singapore Changi	SILVER POMFRET	2,800.00	154,000,000
2889	CV. JAVA FISH	28-Feb	P8/KI-D1/04.0/II/2025/000559	Singapore	Singapore Changi	FLATFISH	70.00	1,750,000
2890	CV. JAVA FISH	28-Feb	P8/KI-D1/04.0/II/2025/000559	Singapore	Singapore Changi	Goldband Snapper	700.00	28,000,000
2891	CV. JAVA FISH	28-Feb	P8/KI-D1/04.0/II/2025/000559	Singapore	Singapore Changi	BARRAMUNDI SKIN ON	105.00	3,150,000
2892	CV. JAVA FISH	28-Feb	P8/KI-D1/04.0/II/2025/000559	Singapore	Singapore Changi	THREADFIN BLUE	2,380.00	83,300,000

No.	NAMA UPI	TERBIT HC	NO. HC MUTU	NEGARA TUJUAN	PEL. TUJUAN	NAMA PRODUK	VOLUME (KG)	NILAI (RP)
2893	CV. JAVA FISH	28-Feb	P8/KI-D1/04.0/II/2025/000559	Singapore	Singapore Changi	SAND WHITING FISH	1,050.00	26,250,000
2894	CV. JAVA FISH	28-Feb	P8/KI-D1/04.0/II/2025/000559	Singapore	Singapore Changi	FRESH LEATHER JACKET FISH	70.00	2,450,000
2895	PT. GEMA ISTA RAYA	28-Feb	P8/KI-D1/04.0/II/2025/000552	Senegal	Dakar	Canned Sardines	40,626.00	1,373,118,174
2896	PT. BUMI MENARA INTERNUSA DAMPIT	28-Feb	04.0-01305-2025	Netherlands	Rotterdam	FROZEN VALUE ADDED SEAFOOD PRODUCT	6,987.50	836,529,525
2897	PT. BUMI MENARA INTERNUSA DAMPIT	28-Feb	04.0-01306-2025	Netherlands	Rotterdam	FROZEN VALUE ADDED SEAFOOD PRODUCT	5,625.00	783,675,000
2898	PT Sekar Bumi Tbk	28-Feb	04.0-01307-2025	United States	New York	VANNAMEI RAW PD TAIL ON IQF SHRIMP	15,876.00	3,210,476,472
2899	PT. AMARTA CARRAGEENAN INDONESIA	28-Feb	P8/KI-D1/04.0/II/2025/000560	Vietnam	Ho Chi Minh City	SRC (CARRAGEENAN KAPPA)	0.50	180,000
2900	PT Sekar Bumi Tbk	28-Feb	04.0-01308-2025	United States	New York	VANNAMEI RAW EZ PEEL IQF SHRIMP	15,422.40	1,658,524,896
2901	PT. PHILLIPS SEAFOODS INDONESIA	28-Feb	04.0-01309-2025	United States	Baltimore	FROZEN VALUE ADDED SQUID	9,657.60	1,663,589,203
2902	PT. INTI LUHUR FUJA ABADI	28-Feb	04.0-01310-2025	United States	New York	Frozen Krimson TS Scarlet Snapper Fillet	3,632.00	886,716,480
2903	PT WINAROS KAWULA BAHARI	28-Feb	04.0-01311-2025	Japan	Tokyo	White Cooked Vannamei Frozen Shrimp	4,310.00	738,061,640
2904	PT WINAROS KAWULA BAHARI	28-Feb	04.0-01311-2025	Japan	Tokyo	White Vannamei Sushi Ebi	2,217.60	548,399,174
2905	PT WINAROS KAWULA BAHARI	28-Feb	04.0-01311-2025	Japan	Tokyo	White Vannamei Sushi Ebi Without Tail	5,814.40	1,245,397,965
2906	PT. JUNDA EXIM INDONESIA	28-Feb	04.0-01312-2025	China	Guangzhou	DRIED SEA CUCUMBER	509.50	174,927,654
2907	PT. MEGA MARINE PRIDE	28-Feb	04.0-01313-2025	Bulgaria	Varna	FROZEN RAW SHRIMPS	16,250.00	2,018,380,000
2908	PT. SEKAR LAUT, TBK.	28-Feb	04.0-01314-2025	United Kingdom (GB)	Grangemouth	SHRIMP CRACKERS	11,700.00	524,651,400
2909	PT. BUMI MENARA INTERNUSA DAMPIT	28-Feb	04.0-01315-2025	United States	Los Angeles	FROZEN RAW SHRIMP	12,487.63	1,958,410,038
2910	PT. GEMA ISTA RAYA	28-Feb	P8/KI-D1/04.0/II/2025/000561	United Arab Emirates	Jebel Ali	Canned Sardines	20,000.00	698,880,000
2911	CV. MARINA SEJAHTERA	28-Feb	04.0-01316-2025	China	Xiamen	FRESH BELT FISH	4,500.00	211,500,000
2912	CV. PESONA MANDIRI	28-Feb	04.0-01317-2025	China	Xiamen	FROZEN RIBBON FISH	11,544.40	346,469,378
2913	CV. PESONA MANDIRI	28-Feb	04.0-01317-2025	China	Xiamen	FROZEN CROAKER FISH	7,436.10	379,916,298
2914	CV. PESONA MANDIRI	28-Feb	04.0-01317-2025	China	Xiamen	FROZEN CROAKER FISH	793.30	29,172,418
2915	CV. PESONA MANDIRI	28-Feb	04.0-01317-2025	China	Xiamen	FROZEN CONGER EEL	7,967.00	211,519,867
2916	PT. GRAHAMAKMUR CIPTAPRATAMA	28-Feb	04.0-01318-2025	Japan	Osaka	FROZEN SHRIMP	7,500.00	905,295,000
2917	CV. MARINA SEJAHTERA	28-Feb	04.0-01319-2025	China	Xiamen	FRESH BELT FISH	4,500.00	211,500,000
2918	PT. ANEKA TUNA INDONESIA	28-Feb	P8/KI-D1/04.0/II/2025/000562	Saudi Arabia	Ad Dammam	CANNED TUNA	39,427.20	2,796,098,170
2919	PT Sekar Bumi Tbk	28-Feb	04.0-01320-2025	United States	Detroit	VANNAMEI RAW PD TAIL ON IQF SHRIMP	907.20	137,065,219
2920	PT. PHILLIPS SEAFOODS INDONESIA	28-Feb	04.0-01321-2025	United States	Baltimore	FROZEN VALUE ADDED CRAB	2,383.14	840,786,091
2921	PT. ANEKA TUNA INDONESIA	28-Feb	P8/KI-D1/04.0/II/2025/000565	Saudi Arabia	Ad Dammam	CANNED TUNA	39,427.20	2,796,098,170
2922	PT. EDMAR MANDIRI JAYA	28-Feb	P8/KI-D1/04.0/II/2025/000563	Thailand	Lat Krabang	FROZEN SKIPJACK TUNA WHOLE ROUND	25,000.00	626,950,000
2923	PT. BEE JAY SEAFOOD	28-Feb	P8/KI-D1/04.0/II/2025/000568	Australia	Brisbane	SWEETLIP	720.00	102,670,560

No.	NAMA UPI	TERBIT HC	NO. HC MUTU	NEGARA TUJUAN	PEL. TUJUAN	NAMA PRODUK	VOLUME (KG)	NILAI (RP)
2924	PT. BEE JAY SEAFOOD	28-Feb	P8/KI-D1/04.0/II/2025/000568	Australia	Brisbane	Goldband Snapper	3,960.00	676,455,120
2925	PT. BEE JAY SEAFOOD	28-Feb	P8/KI-D1/04.0/II/2025/000568	Australia	Brisbane	Red Emperor	500.00	116,116,000
2926	PT. ANEKA SUMBER ALAM JAYA	28-Feb	P8/KI-D1/04.0/II/2025/000569	Australia	Fremantle	SWEETLIP	2,880.00	374,400,000
2927	PT. ANEKA SUMBER ALAM JAYA	28-Feb	P8/KI-D1/04.0/II/2025/000569	Australia	Fremantle	WHITE SNAPPER	8,760.00	1,292,100,000
2928	PT. ANEKA SUMBER ALAM JAYA	28-Feb	P8/KI-D1/04.0/II/2025/000569	Australia	Fremantle	RED SPOT EMPEROR	2,880.00	403,200,000
2929	PT. ANEKA SUMBER ALAM JAYA	28-Feb	P8/KI-D1/04.0/II/2025/000569	Australia	Fremantle	Red Emperor	195.00	42,510,000
2930	PT. ANEKA SUMBER ALAM JAYA	28-Feb	P8/KI-D1/04.0/II/2025/000569	Australia	Fremantle	Coral Trout	590.00	87,025,000
2931	PT Sekar Bumi Tbk	28-Feb	04.0-01322-2025	United States	Detroit	FROZEN VANNAMEI COOKED PD TAIL ON IQF SHRIMP	13,884.70	2,732,106,304
2932	PT. BEE JAY SEAFOOD	28-Feb	P8/KI-D1/04.0/II/2025/000570	Australia	Brisbane	Mahi mahi	1,440.00	218,249,280
2933	PT. BEE JAY SEAFOOD	28-Feb	P8/KI-D1/04.0/II/2025/000570	Australia	Brisbane	Spanish Mackerel	2,025.00	379,515,375
2934	PT INDONESIA ALGAEMAS PRIMA	28-Feb	P8/KI-D1/04.0/II/2025/000571	Chile	San Antonio	Kappa Semi Refined Carrageenan (SRC)	25,000.00	2,740,400,000
2935	PT. BEE JAY SEAFOOD	28-Feb	P8/KI-D1/04.0/II/2025/000572	Australia	Brisbane	Flake Fillets	720.00	94,456,800
2936	PT. ANEKA TUNA INDONESIA	28-Feb	P8/KI-D1/04.0/II/2025/000573	Saudi Arabia	Ad Dammam	CANNED TUNA	9,856.80	315,250,034
2937	PT. ANEKA TUNA INDONESIA	28-Feb	P8/KI-D1/04.0/II/2025/000573	Saudi Arabia	Ad Dammam	CANNED TUNA	25,804.80	2,209,871,462
2938	PT. MEGA MARINE PRIDE	28-Feb	04.0-01323-2025	Netherlands	Rotterdam	FROZEN RAW SHRIMPS	16,000.00	2,019,536,000
2939	PT. REX CANNING	28-Feb	04.0-01324-2025	Canada	Vancouver	CANNED CRABMEAT IN BRINE	8,160.00	1,319,316,960
2940	PT. GRAHAMAKMUR CIPTAPRATAMA	28-Feb	P8/KI-D1/04.0/II/2025/000574	Trinidad & Tobago	Point Lisas	FROZEN RAW VANNAMEI HEADLESS SHELL ON EASY PEEL	5,266.40	756,097,048
2941	PT. GRAHAMAKMUR CIPTAPRATAMA	28-Feb	P8/KI-D1/04.0/II/2025/000574	Trinidad & Tobago	Point Lisas	FROZEN RAW VANNAMEI PEELED DEVEINED TAIL OFF	10,896.00	1,457,340,000
2942	PT. GRAHAMAKMUR CIPTAPRATAMA	28-Feb	P8/KI-D1/04.0/II/2025/000574	Trinidad & Tobago	Point Lisas	FROZEN RAW VANNAMEI PEELED DEVEINED TAIL ON	908.00	148,301,824
2943	PT. GRAHAMAKMUR CIPTAPRATAMA	28-Feb	P8/KI-D1/04.0/II/2025/000575	Trinidad & Tobago	Point Lisas	FROZEN VANNAMEI COOKED PEELED & DEVEINED TAIL OFF	681.00	112,448,763
2944	PT. REX CANNING	28-Feb	04.0-01325-2025	Canada	Vancouver	CANNED BABY CLAM IN BRINE	3,840.00	234,673,920
2945	CV. MARINA SEJAHTERA	28-Feb	04.0-01326-2025	China	Xiamen	FRESH BELT FISH	4,500.00	211,500,000
2946	PT. MARINDO MAKMUR USAHAJAYA	28-Feb	04.0-01327-2025	Japan	Kitakyushu- Moji	FROZEN CAPELIN FISH	6,140.90	58,338,550
2947	PT. REX CANNING	28-Feb	04.0-01328-2025	Netherlands	Rotterdam	PASTEURIZED CRABMEAT IN POUCH	13,801.00	2,040,270,835
2948	CV. SINAR TIRTA	28-Feb	04.0-01329-2025	Taiwan	Kaohsiung	FROZEN PARROT FISH	6,972.00	204,976,800
2949	CV. SINAR TIRTA	28-Feb	04.0-01329-2025	Taiwan	Kaohsiung	FROZEN GROUPER FISH	289.00	16,184,000
2950	CV. SINAR TIRTA	28-Feb	04.0-01329-2025	Taiwan	Kaohsiung	FROZEN PARROT FISH FILLET	780.00	32,760,000
2951	CV. SINAR TIRTA	28-Feb	04.0-01330-2025	Taiwan	Kaohsiung	FROZEN MARLIN FISH	1,320.00	36,960,000
2952	CV. SRINI JAYA	28-Feb	P8/KI-D1/04.0/II/2025/000576	Hong Kong	Hong Kong	DRIED SEA CUCUMBER	62.75	12,550,000
2953	CV. SRINI JAYA	28-Feb	P8/KI-D1/04.0/II/2025/000577	Hong Kong	Hong Kong	Dried Shark Fin	245.00	36,750,000
2954	CV. SRINI JAYA	28-Feb	P8/KI-D1/04.0/II/2025/000577	Hong Kong	Hong Kong	Dried Shark Fin	271.60	81,480,000
2955	CV. SRINI JAYA	28-Feb	P8/KI-D1/04.0/II/2025/000577	Hong Kong	Hong Kong	DRIED SHARK FIN	1,000.00	435,000,000
2956	CV. SRINI JAYA	28-Feb	P8/KI-D1/04.0/II/2025/000577	Hong Kong	Hong Kong	DRIED SHARK FIN	132.00	38,280,000
2957	CV. SRINI JAYA	28-Feb	P8/KI-D1/04.0/II/2025/000577	Hong Kong	Hong Kong	DRIED SHARK FIN	93.85	14,077,500
2958	CV. SRINI JAYA	28-Feb	P8/KI-D1/04.0/II/2025/000578	Hong Kong	Hong Kong	Dried Stingray Fin	62.75	9,412,500
2959	CV. SINAR TIRTA	1-Mar	04.0-S-01171-2025	Korea (South)	BUSAN NEW PORT	FROZEN OCTOPUS WHOLE CLEANED	4,850.00	72,653,000

No.	NAMA UPI	TERBIT HC	NO. HC MUTU	NEGARA TUJUAN	PEL. TUJUAN	NAMA PRODUK	VOLUME (KG)	NILAI (RP)
2960	CV. SINAR TIRTA	1-Mar	04.0-S-01171-2025	Korea (South)	BUSAN NEW PORT	FROZEN OCTOPUS	1,150.00	17,227,000
2961	CV. PESONA MANDIRI	1-Mar	04.0-01331-2025	China	Mawei	FROZEN FRYPAN BREAM FISH	1,485.60	43,320,096
2962	CV. PESONA MANDIRI	1-Mar	04.0-01331-2025	China	Mawei	FROZEN CROAKER FISH	3,181.30	124,995,822
2963	CV. PESONA MANDIRI	1-Mar	04.0-01331-2025	China	Mawei	FROZEN MALABAR SNAPPER	11,812.80	661,480,180
2964	CV. PESONA MANDIRI	1-Mar	04.0-01331-2025	China	Mawei	FROZEN THREADFIN FISH	9,342.70	348,109,002
2965	PT Sekar Bumi Tbk	1-Mar	04.0-01332-2025	United States	New York	Frozen Vannamei Cooked PDTOn/Off IQF SHRIMP	15,876.00	2,757,169,044
2966	PT Sekar Bumi Tbk	1-Mar	04.0-01333-2025	Korea (South)	Busan (ex Pusan)	FROZEN OCTOPUS	8,500.00	1,074,034,500
2967	PT. TRIDAYA JAYA MANUNGGAL	1-Mar	P8/KI-D1/04.0/III/2025/000579	Australia	Fremantle	Frozen Sweetlip Fillet Skinless	1,605.00	227,242,320
2968	PT. TRIDAYA JAYA MANUNGGAL	1-Mar	P8/KI-D1/04.0/III/2025/000579	Australia	Fremantle	Frozen Goldband Snapper Cut Down Skinless	1,495.00	269,086,545
2969	PT. TRIDAYA JAYA MANUNGGAL	1-Mar	P8/KI-D1/04.0/III/2025/000579	Australia	Fremantle	Frozen Goldband Snapper Fillet Skinless	1,255.00	233,142,605
2970	PT. TRIDAYA JAYA MANUNGGAL	1-Mar	P8/KI-D1/04.0/III/2025/000579	Australia	Fremantle	FROZEN RED SPOT EMPEROR SKINLESS FILLET	2,625.00	377,115,375
2971	PT. TRIDAYA JAYA MANUNGGAL	1-Mar	P8/KI-D1/04.0/III/2025/000579	Australia	Fremantle	Frozen White Snapper Fillet Skinless	765.00	124,812,810
2972	PT. SURYA ALAM TUNGGAL	1-Mar	04.0-01334-2025	Japan	Tokyo	RAW HEADLESS BLACK TIGER	10,800.00	1,900,551,600
2973	CV. SINAR TIRTA	1-Mar	04.0-01335-2025	Korea (South)	Busan New Port	FROZEN OCTOPUS	1,150.00	149,500,000
2974	CV. SINAR TIRTA	1-Mar	04.0-01335-2025	Korea (South)	Busan New Port	FROZEN OCTOPUS WHOLE CLEANED	4,850.00	417,100,000
2975	PT. SURYA ALAM TUNGGAL	1-Mar	04.0-01336-2025	Japan	Tokyo	RAW HEADLESS BLACK TIGER	10,800.00	2,299,644,000
2976	PT. ANEKA TUNA INDONESIA	3-Mar	04.0-01337-2025	Japan	Nagoya, Aichi	CANNED TUNA	17,203.20	1,533,682,483
2977	CV. JAVA FISH	3-Mar	P8/KI-D1/04.0/III/2025/000581	Hong Kong	Hong Kong	GROUPER	125.00	4,375,000
2978	CV. JAVA FISH	3-Mar	P8/KI-D1/04.0/III/2025/000581	Hong Kong	Hong Kong	RED SNAPPER	50.00	2,250,000
2979	CV. JAVA FISH	3-Mar	P8/KI-D1/04.0/III/2025/000581	Hong Kong	Hong Kong	SILVER POMFRET	600.00	33,000,000
2980	CV. JAVA FISH	3-Mar	P8/KI-D1/04.0/III/2025/000581	Hong Kong	Hong Kong	BARRAMUNDI SKIN ON	300.00	9,000,000
2981	CV. JAVA FISH	3-Mar	P8/KI-D1/04.0/III/2025/000581	Hong Kong	Hong Kong	THREADFIN BLUE	700.00	24,500,000
2982	CV. JAVA FISH	3-Mar	P8/KI-D1/04.0/III/2025/000581	Hong Kong	Hong Kong	SAND WHITING FISH	250.00	6,250,000
2983	CV. JAVA FISH	3-Mar	P8/KI-D1/04.0/III/2025/000581	Hong Kong	Hong Kong	SWANGI	1,575.00	39,375,000
2984	CV. JAVA FISH	3-Mar	P8/KI-D1/04.0/III/2025/000582	Hong Kong	Hong Kong	Hairtail	680.00	30,600,000
2985	CV. JAVA FISH	3-Mar	P8/KI-D1/04.0/III/2025/000582	Hong Kong	Hong Kong	TENGGIRI	250.00	10,000,000
2986	PT. ANEKA TUNA INDONESIA	3-Mar	04.0-01338-2025	Japan	Yokohama	CANNED TUNA	8,601.60	766,841,242
2987	PT. ANEKA TUNA INDONESIA	3-Mar	04.0-01338-2025	Japan	Yokohama	CANNED TUNA	8,601.60	829,048,013
2988	PT WINAROS KAWULA BAHARI	3-Mar	04.0-01339-2025	United States	New York	White Raw Vannamei Frozen Shrimp Breaded Butterfly	7,854.49	698,971,065
2989	PT WINAROS KAWULA BAHARI	3-Mar	04.0-01339-2025	United States	New York	White Raw Vannamei Frozen Shrimp Breaded Butterfly Coconut	4,517.83	454,954,517
2990	PT WINAROS KAWULA BAHARI	3-Mar	04.0-01339-2025	United States	New York	White Raw Vannamei Frozen Shrimp Breaded Popcorn	2,258.91	170,197,574
2991	CV. JAVA FISH	3-Mar	P8/KI-D1/04.0/III/2025/000583	Hong Kong	Hong Kong	FRESH DOGOL SHRIMP	60.00	3,000,000
2992	CV. JAVA FISH	3-Mar	P8/KI-D1/04.0/III/2025/000583	Hong Kong	Hong Kong	FRESH FLOWER SHRIMP	60.00	3,000,000
2993	CV. JAVA FISH	3-Mar	P8/KI-D1/04.0/III/2025/000583	Hong Kong	Hong Kong	FRESH WHITE SHRIMP	740.00	37,000,000
2994	CV. JAVA FISH	3-Mar	P8/KI-D1/04.0/III/2025/000583	Hong Kong	Hong Kong	FRESH TIGER SHRIMP	60.00	3,000,000

No.	NAMA UPI	TERBIT HC	NO. HC MUTU	NEGARA TUJUAN	PEL. TUJUAN	NAMA PRODUK	VOLUME (KG)	NILAI (RP)
2995	UD. PIALA	3-Mar	04.0-01340-2025	Japan	Nagoya, Aichi	FROZEN SHRIMP	9,828.00	1,658,533,968
2996	PT. SEKAR LAUT, TBK.	3-Mar	04.0-01341-2025	Korea (South)	Busan (ex Pusan)	SHRIMP CRACKERS	15,492.00	679,138,296
2997	PT. ANEKA TUNA INDONESIA	3-Mar	04.0-01342-2025	Japan	Hiroshima	CANNED TUNA	17,203.20	1,533,682,483
2998	PT. REX CANNING	3-Mar	04.0-01343-2025	United States	Los Angeles	CANNED BABY CLAM IN BRINE	0.85	100,000
2999	PT. SEKAR LAUT, TBK.	3-Mar	04.0-01344-2025	Canada	Vancouver	FRIED SHRIMP CRACKERS	1,344.00	181,247,808
3000	PT. SINDABAD MARINE PIONEER	3-Mar	04.0-01345-2025	China	Dalian	FROZEN FLYING FISH ROE	20,000.00	3,750,000,000
3001	PT. ANEKA TUNA INDONESIA	3-Mar	04.0-01346-2025	Japan	Shimizu	CANNED TUNA	17,203.20	1,533,682,483
3002	PT. AMARTA CARRAGEENAN INDONESIA	3-Mar	P8/KI-D1/04.0/III/2025/000584	Thailand	Bangkok	SRC (CARRAGEENAN KAPPA) (FEED GRADE)	20,000.00	2,055,000,000
3003	PT. INTI LUHUR FUJA ABADI	3-Mar	04.0-01347-2025	China	Fuzhou	FROZEN THREADFIN FISH	27,989.20	792,483,410
3004	PT. INTI LUHUR FUJA ABADI	3-Mar	04.0-01348-2025	China	Fuzhou	FROZEN PAMPANO FISH	4,831.50	71,535,189
3005	PT. INTI LUHUR FUJA ABADI	3-Mar	04.0-01348-2025	China	Fuzhou	FROZEN CROAKER FISH	3,288.50	141,665,949
3006	PT. INTI LUHUR FUJA ABADI	3-Mar	04.0-01348-2025	China	Fuzhou	FROZEN THREADFIN FISH	19,822.50	561,254,265
3007	PT. SURYA ALAM TUNGGAL	3-Mar	04.0-01349-2025	United States	New York	COOKED AND PEELED VANNAMEI	16,329.49	2,544,085,554
3008	PT. INTI LUHUR FUJA ABADI	3-Mar	04.0-01350-2025	China	Fuzhou	FROZEN THREADFIN FISH	27,988.32	831,101,967
3009	PT. AMARTA CARRAGEENAN INDONESIA	3-Mar	P8/KI-D1/04.0/III/2025/000586	Philippines	Manila	PERFORATED COARSE KAPPA	14,000.00	1,522,500,000
3010	PT. AMARTA CARRAGEENAN INDONESIA	3-Mar	P8/KI-D1/04.0/III/2025/000587	Thailand	Samut Prakarn	SRC (CARRAGEENAN KAPPA)	4.00	180,000
3011	PT. GEMA ISTA RAYA	3-Mar	P8/KI-D1/04.0/III/2025/000585	Timor-Leste	Dili	Canned Sardines	31,000.00	799,087,000
3012	PT. BUMI MENARA INTERNUSA DAMPIT	3-Mar	04.0-01351-2025	United States	Los Angeles	FROZEN VALUE ADDED SEAFOOD PRODUCT	15,345.20	1,356,745,858
3013	PT. BUMI MENARA INTERNUSA DAMPIT	3-Mar	04.0-01352-2025	United States	Los Angeles	FROZEN VALUE ADDED SEAFOOD PRODUCT	14,083.08	1,263,350,858
3014	CV. SINAR TIRTA	3-Mar	04.0-01353-2025	Taiwan	Kaohsiung	FROZEN SQUID	24,082.60	1,348,625,600
3015	PT. BUMI MENARA INTERNUSA DAMPIT	3-Mar	04.0-01354-2025	United States	Los Angeles	FROZEN VALUE ADDED SEAFOOD PRODUCT	2,369.88	204,622,549
3016	PT. JUNDA EXIM INDONESIA	3-Mar	04.0-01355-2025	China	Huangpu Old Port	DRIED SEA CUCUMBER	990.00	311,220,360
3017	PT. JUNDA EXIM INDONESIA	3-Mar	04.0-01355-2025	China	Huangpu Old Port	DRIED SEA CUCUMBER	360.00	65,606,400
3018	PT. JUNDA EXIM INDONESIA	3-Mar	04.0-01355-2025	China	Huangpu Old Port	DRIED SEA CUCUMBER	270.00	94,104,180
3019	PT. JUNDA EXIM INDONESIA	3-Mar	04.0-01355-2025	China	Huangpu Old Port	DRIED SEA CUCUMBER	2,550.00	888,761,700
3020	PT. JUNDA EXIM INDONESIA	3-Mar	04.0-01355-2025	China	Huangpu Old Port	DRIED SEA CUCUMBER	390.00	122,601,960
3021	PT. JUNDA EXIM INDONESIA	3-Mar	04.0-01355-2025	China	Huangpu Old Port	DRIED SEA CUCUMBER	540.00	98,409,600
3022	PT. JUNDA EXIM INDONESIA	3-Mar	04.0-01355-2025	China	Huangpu Old Port	DRIED SEA CUCUMBER	510.00	118,501,560
3023	PT. JUNDA EXIM INDONESIA	3-Mar	04.0-01355-2025	China	Huangpu Old Port	DRIED SEA CUCUMBER	960.00	223,061,760
3024	PT. JUNDA EXIM INDONESIA	3-Mar	04.0-01355-2025	China	Huangpu Old Port	DRIED SEA CUCUMBER	1,410.00	208,778,700
3025	PT. JUNDA EXIM INDONESIA	3-Mar	04.0-01355-2025	China	Huangpu Old Port	DRIED SEA CUCUMBER	1,110.00	348,944,040
3026	PT. JUNDA EXIM INDONESIA	3-Mar	04.0-01355-2025	China	Huangpu Old Port	DRIED SEA CUCUMBER	330.00	48,863,100
3027	PT. INTI LUHUR FUJA ABADI	4-Mar	04.0-S-00012-2025	China	FUZHOU	FROZEN CROAKER FISH	3,288.50	141,606,112
3028	PT. INTI LUHUR FUJA ABADI	4-Mar	04.0-S-00012-2025	China	FUZHOU	FROZEN PAMPANO FISH	4,831.50	71,535,200
3029	PT. INTI LUHUR FUJA ABADI	4-Mar	04.0-S-00012-2025	China	FUZHOU	FROZEN THREADFIN FISH	19,822.50	561,254,272
3030	PT. INTI LUHUR FUJA ABADI	4-Mar	04.0-S-00011-2025	China	FUZHOU	FROZEN THREADFIN FISH	27,989.20	792,486,208
3031	CV. SINAR TIRTA	4-Mar	04.0-S-00015-2025	Taiwan	KAOHSIUNG	FROZEN SQUID	23,941.90	1,340,749,952
3032	PT. INTI LUHUR FUJA ABADI	4-Mar	04.0-S-00018-2025	China	FUZHOU	FROZEN THREADFIN FISH	27,988.32	831,103,808

No.	NAMA UPI	TERBIT HC	NO. HC MUTU	NEGARA TUJUAN	PEL. TUJUAN	NAMA PRODUK	VOLUME (KG)	NILAI (RP)
3033	PT WINAROS KAWULA BAHARI	4-Mar	04.0-S-00020-2025	China	RIZHAO	FROZEN VANNAMEI RAW PTO SHRIMP	4,680.00	704,603,264
3034	PT WINAROS KAWULA BAHARI	4-Mar	04.0-S-00020-2025	China	RIZHAO	Frozen Vannamei Shrimp Meat	6,000.00	522,112,512
3035	PT. JUNDA EXIM INDONESIA	4-Mar	04.0-S-00022-2025	China	HUANGPU OLD PORT	DRIED SEA CUCUMBER	390.00	122,601,960
3036	PT. JUNDA EXIM INDONESIA	4-Mar	04.0-S-00022-2025	China	HUANGPU OLD PORT	DRIED SEA CUCUMBER	990.00	311,220,352
3037	PT. JUNDA EXIM INDONESIA	4-Mar	04.0-S-00022-2025	China	HUANGPU OLD PORT	DRIED SEA CUCUMBER	540.00	98,409,600
3038	PT. JUNDA EXIM INDONESIA	4-Mar	04.0-S-00022-2025	China	HUANGPU OLD PORT	DRIED SEA CUCUMBER	510.00	118,501,560
3039	PT. JUNDA EXIM INDONESIA	4-Mar	04.0-S-00022-2025	China	HUANGPU OLD PORT	DRIED SEA CUCUMBER	960.00	223,061,760
3040	PT. JUNDA EXIM INDONESIA	4-Mar	04.0-S-00022-2025	China	HUANGPU OLD PORT	DRIED SEA CUCUMBER	1,410.00	208,778,704
3041	PT. JUNDA EXIM INDONESIA	4-Mar	04.0-S-00022-2025	China	HUANGPU OLD PORT	DRIED SEA CUCUMBER	360.00	65,606,400
3042	PT. JUNDA EXIM INDONESIA	4-Mar	04.0-S-00022-2025	China	HUANGPU OLD PORT	DRIED SEA CUCUMBER	1,110.00	348,944,032
3043	PT. JUNDA EXIM INDONESIA	4-Mar	04.0-S-00022-2025	China	HUANGPU OLD PORT	DRIED SEA CUCUMBER	330.00	48,863,100
3044	PT. JUNDA EXIM INDONESIA	4-Mar	04.0-S-00022-2025	China	HUANGPU OLD PORT	DRIED SEA CUCUMBER	2,820.00	982,865,856
3045	CV. PESONA MANDIRI	4-Mar	04.0-S-00023-2025	China	MAWEI	FROZEN CROAKER FISH	3,181.30	124,996,120
3046	CV. PESONA MANDIRI	4-Mar	04.0-S-00023-2025	China	MAWEI	FROZEN THREADFIN FISH	9,342.70	348,108,992
3047	CV. PESONA MANDIRI	4-Mar	04.0-S-00023-2025	China	MAWEI	FROZEN MALABAR SNAPPER	11,812.80	661,481,152
3048	CV. PESONA MANDIRI	4-Mar	04.0-S-00023-2025	China	MAWEI	FROZEN FRYPAN BREAM FISH	1,485.60	43,320,096
3049	PT. SINDABAD MARINE PIONEER	4-Mar	04.0-S-00016-2025	China	DALIAN	FROZEN FLYING FISH ROE	20,000.00	3,750,000,128
3050	PT. SOUTHERN MARINE PRODUCTS	4-Mar	P8/KI-D1/04.0/III/2025/000588	Malaysia	Penang	FROZEN FISH PASTE	9,600.00	999,993,600
3051	PT. CENTRAM	4-Mar	P8/KI-D1/04.0/III/2025/000589	Malaysia	Westport/Port Klang	CARRAGEENAN	9,600.00	3,125,107,200
3052	PT WINAROS KAWULA BAHARI	4-Mar	04.0-01356-2025	Japan	Narita Apt/Tokyo	White Raw Vannamei PD	5.00	414,375
3053	PT. SURYA ALAM TUNGGAL	4-Mar	04.0-01357-2025	United States	Lombard	RAW HEADLESS BLACK TIGER	7,838.16	2,382,651,715
3054	PT. SURYA ALAM TUNGGAL	4-Mar	04.0-01357-2025	United States	Lombard	RAW HEADLESS EZP VANNAMEI	5,769.75	756,056,501
3055	CV. PESONA MANDIRI	4-Mar	04.0-01358-2025	China	Nansha	FROZEN SPANISH MACKEREL FISH	1,085.90	55,021,250
3056	CV. JAVA FISH	4-Mar	P8/KI-D1/04.0/III/2025/000590	Singapore	Singapore Changi	FROZEN SPANISH MACKEREL	175.00	5,250,000
3057	CV. JAVA FISH	4-Mar	P8/KI-D1/04.0/III/2025/000590	Singapore	Singapore Changi	GROUPEL	1,750.00	61,250,000
3058	CV. JAVA FISH	4-Mar	P8/KI-D1/04.0/III/2025/000590	Singapore	Singapore Changi	RED SNAPPER	70.00	3,150,000
3059	CV. JAVA FISH	4-Mar	P8/KI-D1/04.0/III/2025/000590	Singapore	Singapore Changi	SILVER POMFRET	2,800.00	154,000,000
3060	CV. JAVA FISH	4-Mar	P8/KI-D1/04.0/III/2025/000590	Singapore	Singapore Changi	FLATFISH	70.00	1,750,000
3061	CV. JAVA FISH	4-Mar	P8/KI-D1/04.0/III/2025/000590	Singapore	Singapore Changi	Goldband Snapper	700.00	28,000,000
3062	CV. JAVA FISH	4-Mar	P8/KI-D1/04.0/III/2025/000590	Singapore	Singapore Changi	BARRAMUNDI SKIN ON	105.00	3,150,000
3063	CV. JAVA FISH	4-Mar	P8/KI-D1/04.0/III/2025/000590	Singapore	Singapore Changi	THREADFIN BLUE	2,345.00	82,075,000
3064	CV. JAVA FISH	4-Mar	P8/KI-D1/04.0/III/2025/000590	Singapore	Singapore Changi	SAND WHITING FISH	1,050.00	26,250,000
3065	CV. JAVA FISH	4-Mar	P8/KI-D1/04.0/III/2025/000590	Singapore	Singapore Changi	FRESH LEATHER JACKET FISH	70.00	2,450,000
3066	CV. JAVA FISH	4-Mar	P8/KI-D1/04.0/III/2025/000591	Singapore	Singapore Changi	Hairtail	975.00	43,875,000
3067	CV. JAVA FISH	4-Mar	P8/KI-D1/04.0/III/2025/000591	Singapore	Singapore Changi	TENGGIRI	1,500.00	60,000,000
3068	CV. JAVA FISH	4-Mar	P8/KI-D1/04.0/III/2025/000592	Singapore	Singapore Changi	SLIPPER LOBSTER	100.00	6,000,000
3069	CV. JAVA FISH	4-Mar	P8/KI-D1/04.0/III/2025/000592	Singapore	Singapore Changi	FRESH WHITE SHRIMP	3,140.00	157,000,000
3070	PT WINAROS KAWULA BAHARI	4-Mar	04.0-01359-2025	Japan	Narita Apt/Tokyo	White Vannamei Tempura	3.71	614,601
3071	PT. BUMI MENARA INTERNUSA DAMPIT	4-Mar	04.0-01360-2025	Belgium	Antwerpen	FROZEN ACHATINE SNAIL MEAT	17,820.00	1,283,325,120
3072	CV. PESONA MANDIRI	4-Mar	04.0-01361-2025	China	Nansha	FROZEN BLACK POMFRET	2,008.80	58,576,608
3073	CV. PESONA MANDIRI	4-Mar	04.0-01361-2025	China	Nansha	FROZEN EMPEROR FISH	5,504.90	116,873,981

No.	NAMA UPI	TERBIT HC	NO. HC MUTU	NEGARA TUJUAN	PEL. TUJUAN	NAMA PRODUK	VOLUME (KG)	NILAI (RP)
3074	CV. PESONA MANDIRI	4-Mar	04.0-01361-2025	China	Nansha	FROZEN MALABAR SNAPPER	10,090.60	490,367,843
3075	CV. PESONA MANDIRI	4-Mar	04.0-01361-2025	China	Nansha	FROZEN THREADFIN FISH	7,570.60	283,961,093
3076	PT WINAROS KAWULA BAHARI	4-Mar	04.0-01362-2025	China	Rizhao	Frozen Vannamei Raw PTO Shrimp	4,680.00	704,602,080
3077	PT WINAROS KAWULA BAHARI	4-Mar	04.0-01362-2025	China	Rizhao	Frozen Vannamei Shrimp Meat	6,000.00	522,108,000
3078	PT. VARIA NIAGA NUSANTARA	4-Mar	04.0-01363-2025	France	Le Havre	FROZEN CATFISH WHOLE GUTTED	20,000.00	640,000,000
3079	PT. ANEKA TUNA INDONESIA	4-Mar	04.0-01364-2025	Japan	Hakata/Fukuoka	CANNED TUNA	8,601.60	768,768,000
3080	PT. ANEKA TUNA INDONESIA	4-Mar	04.0-01365-2025	Japan	Osaka	CANNED TUNA	3,870.72	340,758,835
3081	PT. ANEKA TUNA INDONESIA	4-Mar	04.0-01365-2025	Japan	Osaka	CANNED TUNA	5,806.08	556,930,806
3082	PT. SEKAR LAUT, TBK.	4-Mar	P8/KI-D1/04.0/III/2025/000593	Saudi Arabia	Hong Kong	FINNA ULEG SAMBAL TERASI JAR	1,368.00	78,616,224
3083	PT. SEKAR LAUT, TBK.	4-Mar	P8/KI-D1/04.0/III/2025/000593	Saudi Arabia	Hong Kong	FINNA ULEG SAMBAL TERASI SACHET	540.00	26,558,820
3084	PT. ANEKA TUNA INDONESIA	4-Mar	04.0-01366-2025	Japan	Yokohama	CANNED TUNA	24,944.64	2,225,959,895
3085	PT. ANEKA TUNA INDONESIA	4-Mar	04.0-01366-2025	Japan	Yokohama	CANNED TUNA	860.16	979,894
3086	PT. SEKAR LAUT, TBK.	4-Mar	P8/KI-D1/04.0/III/2025/000594	Hong Kong	Hong Kong	FISH CHILI PASTE	390.00	25,015,770
3087	PT. ANEKA TUNA INDONESIA	4-Mar	04.0-01368-2025	Japan	Osaka	CANNED TUNA	17,203.20	1,537,536,000
3088	PT Sekar Bumi Tbk	4-Mar	04.0-01369-2025	Canada	Toronto	VANNAMEI RAW EZ PEEL IQF SHRIMP	4,354.56	545,565,404
3089	PT. ANEKA TUNA INDONESIA	4-Mar	04.0-01370-2025	Japan	Yokohama	CANNED TUNA	7,257.60	645,665,126
3090	PT. ANEKA TUNA INDONESIA	4-Mar	04.0-01370-2025	Japan	Yokohama	CANNED TUNA	10,483.20	1,014,763,277
3091	PT Sekar Bumi Tbk	4-Mar	04.0-01371-2025	Canada	Toronto	VANNAMEI RAW PD TAIL ON IQF SHRIMP	11,793.60	1,717,171,747
3092	PT. ANEKA TUNA INDONESIA	4-Mar	P8/KI-D1/04.0/III/2025/000595	United Arab Emirates	Dubai	SAMPLE OF CANNED TUNA	0.80	80,000
3093	PT. ANEKA TUNA INDONESIA	4-Mar	04.0-01372-2025	Japan	Hakata/Fukuoka	CANNED TUNA	10,080.00	902,129,760
3094	PT. ANEKA TUNA INDONESIA	4-Mar	04.0-01372-2025	Japan	Hakata/Fukuoka	CANNED TUNA	6,048.00	586,438,272
3095	PT. ANEKA TUNA INDONESIA	4-Mar	P8/KI-D1/04.0/III/2025/000596	Chile	San Antonio	CANNED TUNA	58,060.80	3,393,769,882
3096	PT. MULTI PRAWN INDONESIA	4-Mar	04.0-01373-2025	Japan	Nagoya, Aichi	FROZEN SHRIMP	10,800.00	1,554,033,600
3097	PT. VARIA NIAGA NUSANTARA	4-Mar	04.0-01374-2025	Belgium	Antwerpen	FROZEN CATFISH WHOLE GUTTED	18,609.00	576,879,000
3098	CV. SINAR TIRTA	4-Mar	04.0-01375-2025	Taiwan	Kaohsiung	FROZEN SQUID	23,941.90	1,340,746,400
3099	PT. BUMI MENARA INTERNUSA DAMPIT	4-Mar	04.0-01377-2025	United States	Savannah	FROZEN VALUE ADDED SEAFOOD PRODUCT	14,982.00	1,385,999,802
3100	PT. BARAMUDA BAHARI	4-Mar	04.0-01378-2025	United States	Jacksonville	FROZEN COOK SHRIMPS	16,467.84	2,365,539,345
3101	PT. INTI LAUTAN FAJAR ABADI	4-Mar	P8/KI-D1/04.0/III/2025/000597	Australia	Fremantle	RED SPOT EMPEROR	11,520.00	1,759,968,000
3102	PT. INTI LAUTAN FAJAR ABADI	4-Mar	P8/KI-D1/04.0/III/2025/000598	Australia	Fremantle	TROPICAL SNAPPER	4,930.00	642,778,330
3103	PT. INTI LAUTAN FAJAR ABADI	4-Mar	P8/KI-D1/04.0/III/2025/000599	Australia	Fremantle	GOLDBAND SNAPPER	235.00	50,130,435
3104	PT. INTI LAUTAN FAJAR ABADI	4-Mar	P8/KI-D1/04.0/III/2025/000599	Australia	Fremantle	GOLDBAND SNAPPER	45.00	9,599,445
3105	PT. INTI LAUTAN FAJAR ABADI	4-Mar	P8/KI-D1/04.0/III/2025/000600	Australia	Fremantle	YELLOWFIN TUNA PORTIONS	4,250.00	769,143,750
3106	PT. INTI LAUTAN FAJAR ABADI	4-Mar	P8/KI-D1/04.0/III/2025/000601	Australia	Fremantle	RED EMPEROR	105.00	24,314,640
3107	PT. BUMI MENARA INTERNUSA DAMPIT	4-Mar	04.0-01379-2025	United States	Seattle	FROZEN VALUE ADDED SEAFOOD PRODUCT	14,950.47	1,818,620,022
3108	PT. SOUTHERN MARINE PRODUCTS	4-Mar	P8/KI-D1/04.0/III/2025/000602	Singapore	Singapore Container Terminal	FROZEN FISH PASTE	27,000.00	999,999,000

No.	NAMA UPI	TERBIT HC	NO. HC MUTU	NEGARA TUJUAN	PEL. TUJUAN	NAMA PRODUK	VOLUME (KG)	NILAI (RP)
3109	PT. MULTI PRAWN INDONESIA	4-Mar	04.0-01380-2025	Vietnam	Cat Lai	FROZEN SHRIMP	10,800.00	1,699,088,400
3110	PT. TRIDAYA JAYA MANUNGGAL	4-Mar	04.0-01381-2025	United States	Miami	FROZEN SCARLET SNAPPER	4,517.30	790,934,057
3111	PT. TRIDAYA JAYA MANUNGGAL	4-Mar	04.0-01381-2025	United States	Miami	FROZEN GROUPER	1,411.94	337,762,875
3112	PT. TRIDAYA JAYA MANUNGGAL	4-Mar	04.0-01381-2025	United States	Miami	FROZEN CRIMSON SNAPPER	4,040.60	739,801,535
3113	PT. TRIDAYA JAYA MANUNGGAL	4-Mar	04.0-01382-2025	United States	Miami	Frozen Yellowfin Tuna Steak	1,371.08	221,476,037
3114	PT. BUMI MENARA INTERNUSA DAMPIT	4-Mar	04.0-01383-2025	United States	Seattle	FROZEN VALUE ADDED SEAFOOD PRODUCT	16,098.84	1,912,654,884
3115	PT. TRIDAYA JAYA MANUNGGAL	4-Mar	04.0-01384-2025	United States	Miami	FROZEN KINGFISH STEAKS	4,154.10	584,814,198
3116	PT. TRIDAYA JAYA MANUNGGAL	4-Mar	04.0-01384-2025	United States	Miami	Frozen Swordfish Steak	1,380.16	244,535,369
3117	PT. SURYA ALAM TUNGGAL	4-Mar	04.0-01385-2025	Canada	Montreal	RAW HEADLESS EASY PEELED VANNAMEI	7,711.15	886,550,916
3118	PT. SURYA ALAM TUNGGAL	4-Mar	04.0-01385-2025	Canada	Montreal	RAW & PEELED VANNAMEI	7,711.15	935,439,607
3119	PT. SURYA ALAM TUNGGAL	4-Mar	04.0-01386-2025	Canada	Calgary	RAW HEADLESS EASY PEELED VANNAMEI	16,329.49	2,406,231,999
3120	PT. SEKAR LAUT, TBK.	4-Mar	P8/KI-D1/04.0/III/2025/000603	Saudi Arabia	Ad Dammam	FINNA ULEG SAMBAL TERASI JAR	2,166.00	132,370,758
3121	PT. SEKAR LAUT, TBK.	4-Mar	P8/KI-D1/04.0/III/2025/000603	Saudi Arabia	Ad Dammam	FINNA ULEG SAMBAL TERASI SACHET	4,680.00	334,315,800
3122	PT. ANEKA TUNA INDONESIA	4-Mar	04.0-01367-2025	Japan	Shimizu	CANNED TUNA	9,676.80	857,374,157
3123	PT. ANEKA TUNA INDONESIA	4-Mar	04.0-01367-2025	Japan	Shimizu	CANNED TUNA	9,676.80	921,444,250
3124	CV. TIRTA SURYA SRI REJEKI	5-Mar	04.0-S-00026-2025	Hong Kong	HONG KONG	DRIED SHARK FIN	1,018.59	369,238,880
3125	CV. TIRTA SURYA SRI REJEKI	5-Mar	04.0-S-00026-2025	Hong Kong	HONG KONG	DRIED SHARK FIN	382.81	138,768,624
3126	CV. TIRTA SURYA SRI REJEKI	5-Mar	04.0-S-00026-2025	Hong Kong	HONG KONG	DRIED SHARK FIN	77.84	28,217,000
3127	CV. TIRTA SURYA SRI REJEKI	5-Mar	04.0-S-00026-2025	Hong Kong	HONG KONG	DRIED SHARK FIN	33.75	12,234,375
3128	CV. TIRTA SURYA SRI REJEKI	5-Mar	04.0-S-00026-2025	Hong Kong	HONG KONG	DRIED SHARK FIN	740.60	214,774,000
3129	CV. TIRTA SURYA SRI REJEKI	5-Mar	04.0-S-00026-2025	Hong Kong	HONG KONG	DRIED SHARK FIN	546.82	198,222,256
3130	CV. TIRTA SURYA SRI REJEKI	5-Mar	04.0-S-00026-2025	Hong Kong	HONG KONG	DRIED SHARK FIN	1,558.90	678,121,472
3131	CV. TIRTA SURYA SRI REJEKI	5-Mar	04.0-S-00026-2025	Hong Kong	HONG KONG	DRIED SHARK FIN	113.02	49,163,700
3132	CV. TIRTA SURYA SRI REJEKI	5-Mar	04.0-S-00026-2025	Hong Kong	HONG KONG	DRIED SHARK FIN	15.47	6,729,450
3133	CV. TIRTA SURYA SRI REJEKI	5-Mar	04.0-S-00026-2025	Hong Kong	HONG KONG	DRIED SHARK FIN	173.48	62,886,500
3134	CV. TIRTA SURYA SRI REJEKI	5-Mar	04.0-S-00026-2025	Hong Kong	HONG KONG	DRIED SHARK FIN	27.25	9,878,125
3135	CV. TIRTA SURYA SRI REJEKI	5-Mar	04.0-S-00026-2025	Hong Kong	HONG KONG	DRIED SHARK FIN	12.37	4,484,125
3136	CV. TIRTA SURYA SRI REJEKI	5-Mar	04.0-S-00026-2025	Hong Kong	HONG KONG	DRIED SHARK FIN	147.83	53,588,376
3137	CV. TIRTA SURYA SRI REJEKI	5-Mar	04.0-S-00026-2025	Hong Kong	HONG KONG	DRIED SHARK FIN	57.62	20,887,250
3138	CV. TIRTA SURYA SRI REJEKI	5-Mar	04.0-S-00026-2025	Hong Kong	HONG KONG	DRIED SHARK FIN	128.20	46,472,500
3139	CV. TIRTA SURYA SRI REJEKI	5-Mar	04.0-S-00026-2025	Hong Kong	HONG KONG	DRIED SHARK FIN	90.90	26,361,000
3140	PT. LEGONG BALI NUSANTARA	5-Mar	04.0-S-00030-2025	Korea (South)	BUSAN (EX PUSAN)	ALOHA SHRIMPS CRACKERS BIG 225gr	1,350.00	103,418,552
3141	PT. LEGONG BALI NUSANTARA	5-Mar	04.0-S-00030-2025	Korea (South)	BUSAN (EX PUSAN)	ALOHA SHRIMP CRACKERS MINI 225gr	1,530.00	117,207,688
3142	PT. LEGONG BALI NUSANTARA	5-Mar	04.0-S-00030-2025	Korea (South)	BUSAN (EX PUSAN)	ADIOS SHRIMP CRACKERS	576.00	17,107,200
3143	PT. LEGONG BALI NUSANTARA	5-Mar	04.0-S-00030-2025	Korea (South)	BUSAN (EX PUSAN)	ADIOS SHRIMP CRACKERS 1KG	180.00	38,016,000
3144	CV. JAVA FISH	5-Mar	04.0-S-00038-2025	Singapore	SINGAPORE	BARRAMUNDI SKIN ON	105.00	3,150,000
3145	CV. JAVA FISH	5-Mar	04.0-S-00038-2025	Singapore	SINGAPORE	FLATFISH	70.00	1,750,000
3146	CV. JAVA FISH	5-Mar	04.0-S-00038-2025	Singapore	SINGAPORE	Goldband Snapper	700.00	28,000,000

No.	NAMA UPI	TERBIT HC	NO. HC MUTU	NEGARA TUJUAN	PEL. TUJUAN	NAMA PRODUK	VOLUME (KG)	NILAI (RP)
3147	CV. JAVA FISH	5-Mar	04.0-S-00038-2025	Singapore	SINGAPORE	GOLDEN SNAPPER	175.00	5,250,000
3148	CV. JAVA FISH	5-Mar	04.0-S-00038-2025	Singapore	SINGAPORE	GROUPE	1,750.00	61,250,000
3149	CV. JAVA FISH	5-Mar	04.0-S-00038-2025	Singapore	SINGAPORE	RED SNAPPER	70.00	3,150,000
3150	CV. JAVA FISH	5-Mar	04.0-S-00038-2025	Singapore	SINGAPORE	SAND WHITING FISH	1,050.00	26,250,000
3151	CV. JAVA FISH	5-Mar	04.0-S-00038-2025	Singapore	SINGAPORE	SILVER POMFRET	2,800.00	154,000,000
3152	CV. JAVA FISH	5-Mar	04.0-S-00038-2025	Singapore	SINGAPORE	THREADFIN BLUE	2,485.00	86,975,000
3153	CV. JAVA FISH	5-Mar	04.0-S-00038-2025	Singapore	SINGAPORE	FRESH LEATHER JACKET FISH	70.00	2,450,000
3154	CV. PESONA MANDIRI	5-Mar	04.0-S-00028-2025	China	QINGDAO	FROZEN RIBBON FISH	25,935.00	950,825,408
3155	PT. SEKAR LAUT, TBK.	5-Mar	04.0-S-00175-2025	Korea (South)	BUSAN (EX PUSAN)	SHRIMP CRACKERS	13,940.00	587,063,572
3156	PT. SEKAR LAUT, TBK.	5-Mar	04.0-S-00027-2025	China	JIAO XIN	FINNA SHRIMP CRACKERS	11,558.40	951,314,112
3157	PT. SEKAR LAUT, TBK.	5-Mar	04.0-S-00027-2025	China	JIAO XIN	FINNA PRAWN CRACKERS	228.00	19,289,712
3158	PT. SUNRISE NIAGA FISHERY	5-Mar	04.0-S-00035-2025	United States	NEW YORK	FROZEN OCTOPUS WCL	7,470.74	852,411,456
3159	PT. SUNRISE NIAGA FISHERY	5-Mar	04.0-S-00037-2025	United States	NEW YORK	FROZEN RED SNAPPER WGS	1,367.14	178,275,056
3160	CV. TIRTA SURYA SRI REJEKI	5-Mar	04.0-S-00025-2025	Hong Kong	HONG KONG	DRIED FISH FIN	9.50	4,132,500
3161	CV. TIRTA SURYA SRI REJEKI	5-Mar	04.0-S-00025-2025	Hong Kong	HONG KONG	DRIED FISH FIN	79.63	34,639,048
3162	PT. WINDUBLAMBANGAN SEJATI	5-Mar	04.0-S-00036-2025	Italy	NAPOLI	Frozen Raw Octopus	16,632.00	1,141,395,840
3163	PT. SOUTHERN MARINE PRODUCTS	5-Mar	04.0-S-00031-2025	Malaysia	TANJONG PELEPAS	FROZEN FISH PASTE	20,300.00	1,000,000,000
3164	PT. GEMA ISTA RAYA	5-Mar	04.0-S-00130-2025	Congo	POINTE NOIRE	CANNED SARDINES	60,939.00	2,091,365,541
3165	PT Sekar Bumi Tbk	5-Mar	04.0-S-00034-2025	United States	LONG BEACH	VANNAMEI RAW PD TAIL ON IQF SHRIMP	4,536.00	651,358,080
3166	PT Sekar Bumi Tbk	5-Mar	04.0-S-00032-2025	United States	LONG BEACH	VANNAMEI RAW EZ PEEL IQF SHRIMP	6,350.40	933,313,984
3167	PT. BUMI MENARA INTERNUSA DAMPIT	5-Mar	04.0-S-00033-2025	United States	NEW YORK	Frozen Shrimp	15,163.60	1,320,749,560
3168	PT. ANEKA TUNA INDONESIA	5-Mar	04.0-S-00153-2025	Chile	SAN ANTONIO	CANNED TUNA	38,707.20	2,262,513,254
3169	PT. WINDUBLAMBANGAN SEJATI	5-Mar	04.0-S-00039-2025	Greece	THESSALONIKI	Frozen Raw Octopus	16,632.00	1,434,602,880
3170	PT. ANEKA TUNA INDONESIA	5-Mar	04.0-S-00129-2025	Japan	SHIMIZU	POUCHED TUNA	12,800.00	765,696,000
3171	PT. ANEKA TUNA INDONESIA	5-Mar	04.0-S-00129-2025	Japan	SHIMIZU	SAMPLE OF POUCHED TUNA	8.00	504,000
3172	PT. ANEKA TUNA INDONESIA	5-Mar	04.0-S-00129-2025	Japan	SHIMIZU	SAMPLE OF CANNED TUNA	2.31	100,714
3173	PT. ANEKA TUNA INDONESIA	5-Mar	04.0-S-00129-2025	Japan	SHIMIZU	SAMPLE OF CANNED TUNA	1.68	165,599
3174	CV. JAVA FISH	5-Mar	04.0-S-00040-2025	Singapore	SINGAPORE	Hairtail	1,050.00	47,250,000
3175	CV. JAVA FISH	5-Mar	04.0-S-00040-2025	Singapore	SINGAPORE	TENGGIRI	1,500.00	60,000,000
3176	PT BAHARI SEJAHTERA PERTIWI	5-Mar	04.0-S-00174-2025	China	NANSHA NEW PT	FROZEN SILVER WHITING FISH	2,976.00	75,008,760
3177	PT BAHARI SEJAHTERA PERTIWI	5-Mar	04.0-S-00174-2025	China	NANSHA NEW PT	FROZEN SEA BREAM FISH	17,082.00	430,872,128
3178	PT BAHARI SEJAHTERA PERTIWI	5-Mar	04.0-S-00174-2025	China	NANSHA NEW PT	FROZEN BIGEYE FISH	3,708.00	85,293,608
3179	CV. JAVA FISH	5-Mar	04.0-S-00125-2025	Singapore	SINGAPORE	FRESH WHITE SHRIMP	3,260.00	163,000,000
3180	CV. JAVA FISH	5-Mar	04.0-S-00125-2025	Singapore	SINGAPORE	SLIPPER LOBSTER	100.00	6,000,000
3181	PT ASIA SEJAHTERA MINA TBK.	5-Mar	04.0-S-00160-2025	Vietnam	HAIPHONG	DRIED GRACILARIA	50,000.00	382,979,500
3182	PT. BUMI MENARA INTERNUSA DAMPIT	5-Mar	04.0-S-00136-2025	United States	NEW YORK	Frozen Shrimp	15,799.20	1,478,299,546
3183	CV. MARINA SEJAHTERA	5-Mar	04.0-S-00176-2025	China	XIAMEN	FRESH POMFRET FISH	300.00	14,100,000
3184	PT. SUNRISE NIAGA FISHERY	5-Mar	04.0-S-00172-2025	United States	NEW YORK	FROZEN KINGFISH STEAK	11,026.94	1,078,434,688
3185	PT Sekar Bumi Tbk	5-Mar	04.0-S-00177-2025	United States	LONG BEACH	FROZEN VANNAMEI COOKED PD TAIL ON IQF SHRIMP	4,989.60	861,193,330

No.	NAMA UPI	TERBIT HC	NO. HC MUTU	NEGARA TUJUAN	PEL. TUJUAN	NAMA PRODUK	VOLUME (KG)	NILAI (RP)
3186	PT BAHARI SEJAHTERA PERTIWI	5-Mar	04.0-S-00178-2025	China	NANSHA NEW PT	FROZEN SILVER WHITING FISH	2,976.00	75,008,760
3187	PT BAHARI SEJAHTERA PERTIWI	5-Mar	04.0-S-00178-2025	China	NANSHA NEW PT	FROZEN SEA BREAM FISH	17,082.00	430,872,128
3188	PT BAHARI SEJAHTERA PERTIWI	5-Mar	04.0-S-00178-2025	China	NANSHA NEW PT	FROZEN BIGEYE FISH	3,708.00	85,293,608
3189	PT. TRIDAYA JAYA MANUNGGAL	5-Mar	04.0-S-00179-2025	Australia	MELBOURNE	FROZEN KING SNAPPER PORTION	16,200.00	2,790,142,200
3190	PT. PANCA MITRA MULTIPERDANA - PLANT 2	6-Mar	04.0-S-00182-2025	United States	LOS ANGELES	FROZEN RAW SHRIMPS	16,344.00	2,769,696,000
3191	PT. AGROMINA WICAKSANA	6-Mar	04.0-S-00215-2025	United States	SAVANNAH,US	FROZEN SNAPPER FILLET NATURAL CO TREATED	142,556.00	128,157,840
3192	PT. EDMAR MANDIRI JAYA	6-Mar	04.0-S-00190-2025	Japan	SHIBUSHI	FROZEN SKIPJACK WHOLE ROUND	25,000.00	586,692,000
3193	PT. AGROMINA WICAKSANA	6-Mar	04.0-S-00213-2025	United States	SAVANNAH,US	FROZEN OCTOPUS BALL TYPE	1,458,702.00	638,143,296
3194	PT. GEMA ISTA RAYA	6-Mar	04.0-S-00235-2025	Timor-Leste	DILI	CANNED SARDINES	16,895.00	627,936,465
3195	PT. AGROMINA WICAKSANA	6-Mar	04.0-S-00216-2025	United States	SAVANNAH,US	Frozen King Fish Whole Round	142,556.00	128,158,000
3196	PT. TRI MITRA MAKMUR	6-Mar	04.0-S-00202-2025	Spain	VIGO	FROZEN PEELED ARGENTINA RED SHRIMP	17,820.00	3,632,214,016
3197	PT. HAKIKI DONARTA	6-Mar	04.0-S-00225-2025	Japan	YOKOHAMA	AGAR POWDER	1,000.00	228,158,000
3198	PT. HAKIKI DONARTA	6-Mar	04.0-S-00225-2025	Japan	YOKOHAMA	AGAR AGAR POWDER TYPE RA 700	2,000.00	472,612,992
3199	PT. HAKIKI DONARTA	6-Mar	04.0-S-00225-2025	Japan	YOKOHAMA	AGAR AGAR POWDER TYPE RA 1000	1,000.00	252,603,504
3200	CV. PESONA MANDIRI	6-Mar	04.0-S-00181-2025	Malaysia	KUCHING, SARAWAK	FROZEN BLACK POMFRET	13,717.50	631,690,880
3201	PT. ANEKA TUNA INDONESIA	6-Mar	04.0-S-00198-2025	United Kingdom (GB)	FELIXSTOWE	POUCHED TUNA	16,120.00	1,142,956,360
3202	PT. ANEKA TUNA INDONESIA	6-Mar	04.0-S-00199-2025	Australia	MELBOURNE	CANNED TUNA	13,406.40	1,779,981,134
3203	PT. ANEKA TUNA INDONESIA	6-Mar	04.0-S-00199-2025	Australia	MELBOURNE	SAMPLE OF CANNED TUNA	1.14	131,368
3204	PT. HAKIKI DONARTA	6-Mar	04.0-S-00212-2025	India	COCHIN	AGAR AGAR POWDER COMMERCIAL GRADE TYPE AGAROL 30	4,250.00	1,194,770,048
3205	PT. HAKIKI DONARTA	6-Mar	04.0-S-00212-2025	India	COCHIN	AGAR AGAR POWDER TYPE AGAROL 50	4,000.00	1,124,493,056
3206	PT. HAKIKI DONARTA	6-Mar	04.0-S-00212-2025	India	COCHIN	AGAR AGAR POWDER	2,000.00	436,759,616
3207	CV. Hokky Makmur	6-Mar	04.0-S-00251-2025	Malaysia	WESTPORT/PORT KLANG	FROZEN SPANISH MACKEREL	5,985.30	153,223,680
3208	PT. AMARTA CARRAGEENAN INDONESIA	6-Mar	04.0-S-00183-2025	United States	ROCKLAND	SRC (CARRAGEENAN KAPPA)	1.00	180,000
3209	PT. GEMA ISTA RAYA	6-Mar	04.0-S-00222-2025	Guinea	CONAKRY	Canned Sardines	40,626.00	1,415,369,214
3210	PT. ANEKA TUNA INDONESIA	6-Mar	04.0-S-00219-2025	Japan	TOMAKOMAI	CANNED TUNA	8,171.52	727,044,649
3211	PT. ANEKA TUNA INDONESIA	6-Mar	04.0-S-00214-2025	Japan	TOMAKOMAI	POUCHED TUNA	345.60	31,799,693
3212	PT. ANEKA TUNA INDONESIA	6-Mar	04.0-S-00184-2025	Japan	OSAKA	CANNED TUNA	7,633.92	729,413,422
3213	PT. ANEKA TUNA INDONESIA	6-Mar	04.0-S-00184-2025	Japan	OSAKA	CANNED TUNA	9,246.72	817,058,673
3214	PT. ANEKA TUNA INDONESIA	6-Mar	04.0-S-00206-2025	Japan	SHIMIZU	CANNED TUNA	12,096.00	1,057,674,240
3215	PT. ANEKA TUNA INDONESIA	6-Mar	04.0-S-00206-2025	Japan	SHIMIZU	CANNED TUNA	4,838.40	438,189,696
3216	PT. ANEKA TUNA INDONESIA	6-Mar	04.0-S-00206-2025	Japan	SHIMIZU	SAMPLE OF CANNED TUNA	1.47	146,249
3217	PT. ANEKA TUNA INDONESIA	6-Mar	04.0-S-00206-2025	Japan	SHIMIZU	SAMPLE OF CANNED TUNA	2.10	207,900
3218	CV. JAVA FISH	6-Mar	04.0-S-00185-2025	Hong Kong	HONG KONG	IKAN SWANGI	1,725.00	43,125,000
3219	CV. JAVA FISH	6-Mar	04.0-S-00185-2025	Hong Kong	HONG KONG	THREADFIN BLUE	700.00	24,500,000

No.	NAMA UPI	TERBIT HC	NO. HC MUTU	NEGARA TUJUAN	PEL. TUJUAN	NAMA PRODUK	VOLUME (KG)	NILAI (RP)
3220	CV. JAVA FISH	6-Mar	04.0-S-00185-2025	Hong Kong	HONG KONG	SILVER POMFRET	600.00	33,000,000
3221	CV. JAVA FISH	6-Mar	04.0-S-00185-2025	Hong Kong	HONG KONG	RED SNAPPER	50.00	2,250,000
3222	CV. JAVA FISH	6-Mar	04.0-S-00185-2025	Hong Kong	HONG KONG	SAND WHITING FISH	250.00	6,250,000
3223	CV. JAVA FISH	6-Mar	04.0-S-00185-2025	Hong Kong	HONG KONG	GROUPEL	125.00	4,375,000
3224	CV. JAVA FISH	6-Mar	04.0-S-00185-2025	Hong Kong	HONG KONG	BARRAMUNDI SKIN ON	300.00	9,000,000
3225	CV. JAVA FISH	6-Mar	04.0-S-00189-2025	Hong Kong	HONG KONG	Hairtail	800.00	36,000,000
3226	CV. JAVA FISH	6-Mar	04.0-S-00189-2025	Hong Kong	HONG KONG	TENGGIRI	250.00	10,000,000
3227	CV. JAVA FISH	6-Mar	04.0-S-00187-2025	Hong Kong	HONG KONG	FRESH WHITE SHRIMP	620.00	31,000,000
3228	CV. JAVA FISH	6-Mar	04.0-S-00187-2025	Hong Kong	HONG KONG	FRESH TIGER SHRIMP	60.00	3,000,000
3229	CV. JAVA FISH	6-Mar	04.0-S-00187-2025	Hong Kong	HONG KONG	FRESH DOGOL SHRIMP	60.00	3,000,000
3230	CV. JAVA FISH	6-Mar	04.0-S-00187-2025	Hong Kong	HONG KONG	FRESH FLOWER SHRIMP	60.00	3,000,000
3231	PT Sekar Bumi Tbk	6-Mar	04.0-S-00193-2025	United States	LONG BEACH	VANNAMEI RAW PD TAIL ON IQF SHRIMP	4,536.00	651,358,080
3232	PT Sekar Bumi Tbk	6-Mar	04.0-S-00194-2025	United States	LONG BEACH	VANNAMEI RAW EZ PEEL IQF SHRIMP	6,350.40	933,314,365
3233	PT Sekar Bumi Tbk	6-Mar	04.0-S-00197-2025	United States	LONG BEACH	FROZEN VANNAMEI COOKED PD TAIL ON IQF SHRIMP	4,989.60	861,193,330
3234	PT Sekar Bumi Tbk	6-Mar	04.0-S-00239-2025	United States	NEW YORK	VANNAMEI RAW EZ PEEL IQF SHRIMP	19,967.50	2,090,202,720
3235	CV. PESONA MANDIRI	6-Mar	04.0-S-00195-2025	China	XIAMEN	FROZEN THREADFIN FISH	7,915.50	322,775,968
3236	CV. PESONA MANDIRI	6-Mar	04.0-S-00195-2025	China	XIAMEN	FROZEN RIBBON FISH	19,257.20	585,086,400
3237	CV. PESONA MANDIRI	6-Mar	04.0-S-00207-2025	China	MAWEI	FROZEN RIBBON FISH	1,529.40	45,010,240
3238	CV. PESONA MANDIRI	6-Mar	04.0-S-00207-2025	China	MAWEI	FROZEN THREADFIN FISH	13,934.10	534,503,232
3239	CV. PESONA MANDIRI	6-Mar	04.0-S-00207-2025	China	MAWEI	FROZEN CROAKER FISH	12,012.60	440,587,200
3240	PT Sekar Bumi Tbk	6-Mar	04.0-S-00240-2025	United States	SAVANNAH,US	VANNAMEI RAW PD TAIL ON IQF SHRIMP	14,859.94	2,003,864,480
3241	CV. PESONA MANDIRI	6-Mar	04.0-S-00201-2025	China	MAWEI	FROZEN SPANISH MACKEREL FISH	900.50	50,280,992
3242	CV. PESONA MANDIRI	6-Mar	04.0-S-00204-2025	China	XIAMEN	FROZEN THREADFIN FISH	6,874.70	254,397,664
3243	CV. PESONA MANDIRI	6-Mar	04.0-S-00204-2025	China	XIAMEN	FROZEN THREADFIN FISH	13,501.40	441,495,776
3244	CV. PESONA MANDIRI	6-Mar	04.0-S-00204-2025	China	XIAMEN	FROZEN RIBBON FISH	4,659.80	114,281,592
3245	CV. PESONA MANDIRI	6-Mar	04.0-S-00208-2025	China	XIAMEN	FROZEN SPANISH MACKEREL FISH	2,465.50	126,166,736
3246	PT BAHARI SEJAHTERA PERTIWI	6-Mar	04.0-S-00248-2025	China	NANSHA NEW PT	FROZEN LEATHERJACKET	5,355.00	539,911,936
3247	PT BAHARI SEJAHTERA PERTIWI	6-Mar	04.0-S-00248-2025	China	NANSHA NEW PT	FROZEN WHITESPOTTED CONGER FISH	6,665.80	218,263,488
3248	PT BAHARI SEJAHTERA PERTIWI	6-Mar	04.0-S-00248-2025	China	NANSHA NEW PT	FROZEN FOURFINGER THREADFIN FISH	2,259.70	99,957,640
3249	PT BAHARI SEJAHTERA PERTIWI	6-Mar	04.0-S-00249-2025	China	NANSHA NEW PT	Frozen Mackerel Fish	8,926.60	663,583,232
3250	PT. SEKAR KATOKICHI	6-Mar	04.0-S-00180-2025	United States	HOUSTON	Raw Breaded Aligned Butterfly Tail On Vannamei Shr	15,526.80	1,709,423,046
3251	PT. SEKAR KATOKICHI	6-Mar	04.0-S-00186-2025	Japan	KOBE	Frozen Breaded Shrimp	6,655.34	1,147,786,592
3252	PT. SUMBER MUTIARA SAMUDRA	6-Mar	04.0-S-00223-2025	United Arab Emirates	JEBEL ALI	CANNED SARDINES IN VEGETABLE OIL WITH CHILLI	20,000.00	829,440,000

No.	NAMA UPI	TERBIT HC	NO. HC MUTU	NEGARA TUJUAN	PEL. TUJUAN	NAMA PRODUK	VOLUME (KG)	NILAI (RP)
3253	PT. BANYUWANGI CANNERY INDONESIA	6-Mar	04.0-S-00221-2025	Albania	DURRES	CANNED TUNA	16,320.00	582,235,136
3254	PT. ANEKA TUNA INDONESIA	6-Mar	04.0-S-00192-2025	Chile	SAN ANTONIO	CANNED TUNA	58,060.80	3,393,769,882
3255	PT. BUMI MENARA INTERNUSA DAMPIT	6-Mar	04.0-S-00196-2025	United States	SAVANNAH,US	FROZEN SHRIMP	15,052.82	1,740,015,675
3256	PT. SEKAR LAUT, TBK.	6-Mar	04.0-S-00230-2025	Germany	HAMBURG	SHRIMP CRACKERS	15,600.00	742,060,800
3257	PT. SAMUDRA SEAFOOD PRODUCTS	6-Mar	04.0-S-00209-2025	United States	MIAMI	IQF RAW EZ PEEL WHITE SHRIMP	16,329.33	2,493,015,140
3258	CV. PASIFIC HARVEST	6-Mar	04.0-S-00210-2025	Cote D Ivoire (Ivory Coast)	TEMA	CANNED SARDINES	20,000.00	907,340,000
3259	PT. ANEKA TUNA INDONESIA	6-Mar	04.0-S-00200-2025	Japan	SHIMIZU	CANNED TUNA	37,632.00	3,284,934,912
3260	PT. GRAHAMAKMUR CIPTAPRATAMA	6-Mar	04.0-S-00205-2025	United States	NEW YORK	FROZEN RAW VANNAMEI PEELED DEVEINED TAIL ON	15,436.00	2,840,995,800
3261	PT. GRAHAMAKMUR CIPTAPRATAMA	6-Mar	04.0-S-00233-2025	United States	NEW YORK	FROZEN RAW VANNAMEI PEELED DEVEINED TAIL ON	15,436.00	2,649,080,012
3262	PT. HAKIKI DONARTA	6-Mar	04.0-S-00217-2025	India	COCHIN	AGAR AGAR POWDER	4,250.00	1,194,773,760
3263	PT. HAKIKI DONARTA	6-Mar	04.0-S-00217-2025	India	COCHIN	AGAR AGAR POWDER	4,000.00	1,124,489,984
3264	PT. HAKIKI DONARTA	6-Mar	04.0-S-00217-2025	India	COCHIN	AGAR AGAR POWDER	2,000.00	436,759,616
3265	PT. TRIDAYA JAYA MANUNGGAL	6-Mar	04.0-S-00236-2025	United States	MIAMI	FROZEN CRIMSON SNAPPER	4,040.60	739,801,535
3266	PT. TRIDAYA JAYA MANUNGGAL	6-Mar	04.0-S-00236-2025	United States	MIAMI	FROZEN SCARLET SNAPPER	4,517.30	790,934,057
3267	PT. TRIDAYA JAYA MANUNGGAL	6-Mar	04.0-S-00236-2025	United States	MIAMI	FROZEN GROUPER	1,411.94	337,762,875
3268	PT. ANEKA TUNA INDONESIA	6-Mar	04.0-S-00211-2025	Japan	YOKOHAMA	CANNED TUNA	6,021.12	574,420,869
3269	PT. ANEKA TUNA INDONESIA	6-Mar	04.0-S-00211-2025	Japan	YOKOHAMA	CANNED TUNA	10,940.16	966,585,016
3270	PT. PHILLIPS SEAFOODS INDONESIA	6-Mar	04.0-S-00224-2025	United States	BALTIMORE	PASTEURIZED BLUE SWIMMING CRABMEAT	6,973.44	609,174
3271	PT. ANEKA TUNA INDONESIA	6-Mar	04.0-S-00218-2025	Japan	SHIMIZU	CANNED TUNA	19,353.60	1,894,446,490
3272	PT Sekar Bumi Tbk	6-Mar	04.0-S-00229-2025	United States	NEW YORK	VANNAMEI RAW PD TAIL ON IQF SHRIMP	11,793.60	2,124,792,480
3273	PT. TRI MITRA MAKMUR	6-Mar	04.0-S-00228-2025	United States	NEW YORK	FROZEN RAW PINK SALMON FISH PORTION CUT	15,436.00	1,158,278,016
3274	PT Sekar Bumi Tbk	6-Mar	04.0-S-00227-2025	United States	NEW YORK	FROZEN VANNAMEI COOKED PD TAIL ON IQF SHRIMP	4,082.40	782,766,720
3275	PT. SAMUDRA KENCANA MINA	6-Mar	04.0-S-00238-2025	Italy	LIVORNO	FROZEN OCTOPUS	16,965.00	1,534,212,810
3276	PT. BUMI MENARA INTERNUSA DAMPIT	6-Mar	04.0-S-00234-2025	United States	SAVANNAH,US	Frozen Shrimp	15,962.64	1,249,874,712
3277	PT. Mulia Perikanan Indonesia	6-Mar	04.0-S-00242-2025	Singapore	SINGAPORE	FROZEN EMPEROR	3,177.00	95,310,000
3278	PT. Mulia Perikanan Indonesia	6-Mar	04.0-S-00242-2025	Singapore	SINGAPORE	FROZEN GROUPER	370.00	11,100,000
3279	CV. MARINA SEJAHTERA	6-Mar	04.0-S-00231-2025	Taiwan	TAIPEI	FRESH SPANISH MACKERELS	300.00	26,100,000
3280	PT. INDO LAUT JAYA	6-Mar	04.0-S-00246-2025	Malaysia	KUALA LUMPUR	Dried Sea Cucumber / Bantik	106.00	15,900,000
3281	PT. INDO LAUT JAYA	6-Mar	04.0-S-00246-2025	Malaysia	KUALA LUMPUR	DRIED SEA CUCUMBER	200.00	30,000,000
3282	PT. INDO LAUT JAYA	6-Mar	04.0-S-00246-2025	Malaysia	KUALA LUMPUR	DRIED SEA CUCUMBER	257.00	38,550,000
3283	PT. INDO LAUT JAYA	6-Mar	04.0-S-00246-2025	Malaysia	KUALA LUMPUR	Dried Sea Cucumber / Ugai	26.00	3,900,000
3284	PT. INDO LAUT JAYA	6-Mar	04.0-S-00246-2025	Malaysia	KUALA LUMPUR	Dried Sea Cucumber / Pisang	109.00	16,350,000
3285	PT. INDO LAUT JAYA	6-Mar	04.0-S-00246-2025	Malaysia	KUALA LUMPUR	DRIED SEA CUCUMBER	186.00	27,900,000
3286	PT. HAKIKI DONARTA	6-Mar	04.0-S-00244-2025	Korea (South)	BUSAN (EX PUSAN)	AGAR AGAR POWDER	2,000.00	423,721,984

No.	NAMA UPI	TERBIT HC	NO. HC MUTU	NEGARA TUJUAN	PEL. TUJUAN	NAMA PRODUK	VOLUME (KG)	NILAI (RP)
3287	PT. HAKIKI DONARTA	6-Mar	04.0-S-00244-2025	Korea (South)	BUSAN (EX PUSAN)	AGAR AGAR POWDER	2,000.00	440,019,008
3288	CV. Hokky Makmur	6-Mar	04.0-S-00245-2025	Malaysia	PORT KLANG (Pelabuhan Klang)	GIANT TRAVELLY	17,467.40	391,269,760
3289	CV. Hokky Makmur	6-Mar	04.0-S-00237-2025	Malaysia	PORT KLANG (Pelabuhan Klang)	IKAN TENGEK BEKU	25,487.30	5,196,819,690
3290	PT. Mulia Perikanan Indonesia	6-Mar	04.0-S-00241-2025	Singapore	SINGAPORE	IKAN LAYUR	260.00	3,900,000
3291	PT. Mulia Perikanan Indonesia	6-Mar	04.0-S-00241-2025	Singapore	SINGAPORE	FROZEN SPANISH MACKEREL	15,175.00	455,240,992
3292	PT. Mulia Perikanan Indonesia	6-Mar	04.0-S-00241-2025	Singapore	SINGAPORE	Frozen Indian Mackerel	4,970.00	99,400,000
3293	PT WINAROS KAWULA BAHARI	6-Mar	04.0-S-00243-2025	Japan	TOKYO	White Vannamei Nobashi Ebi	16,617.42	308,652,983
3294	PT. TRIDAYA JAYA MANUNGGAL	6-Mar	04.0-S-00252-2025	United States	MIAMI	FROZEN KINGFISH STEAKS	4,154.10	584,814,198
3295	PT. TRIDAYA JAYA MANUNGGAL	6-Mar	04.0-S-00252-2025	United States	MIAMI	FROZEN SWORDFISH	1,380.16	244,535,369
3296	PT. TRIDAYA JAYA MANUNGGAL	6-Mar	04.0-S-00253-2025	United States	MIAMI	FROZEN AAA YELLOWFIN TUNA	1,371.08	221,476,037
3297	PT BAHARI SEJAHTERA PERTIWI	6-Mar	04.0-S-00250-2025	China	NANSHA NEW PT	FROZEN BIGEYE FISH	21,978.00	608,804,800
3298	PT BAHARI SEJAHTERA PERTIWI	6-Mar	04.0-S-00250-2025	China	NANSHA NEW PT	FROZEN SEA BREAM FISH	1,872.00	39,774,816
3299	PT. NISON INDONESIA	6-Mar	04.0-S-00232-2025	Congo, Democratic Republic	DAR ES SALAAM	Canned Sardines	20,000.00	137,676,800
3300	PT. MEGA MARINE PRIDE	7-Mar	04.0-S-00311-2025	Korea (South)	BUSAN (EX PUSAN)	FROZEN RED ARGENTINA SHRIMP	17,320.00	3,262,502,912
3301	PT. TRI MITRA MAKMUR	7-Mar	04.0-S-00263-2025	Spain	VIGO	FROZEN PEELED ARGENTINA RED SHRIMP	17,820.00	3,579,212,800
3302	PT.CANDI JAYA AMERTA	7-Mar	04.0-S-00265-2025	Netherlands	ROTTERDAM	KERUPUK UDANG	17,340.00	921,168,320
3303	PT. BLUE OCEAN FOODS INDONESIA	7-Mar	04.0-S-00312-2025	Equatorial Guinea	MALABO	CANNED TUNA	15,984.00	1,032,294,672
3304	PT. SUKSES LAUTAN INDONESIA	7-Mar	04.0-S-00313-2025	United States	MIAMI	FROZEN GROUPER FILLET SKIN LESS	6,474.04	1,858,266,240
3305	PT. SUKSES LAUTAN INDONESIA	7-Mar	04.0-S-00313-2025	United States	MIAMI	FROZEN SCARLET SNAPPER FILLET SKIN ON	3,745.50	853,225,664
3306	PT. SUKSES LAUTAN INDONESIA	7-Mar	04.0-S-00313-2025	United States	MIAMI	Frozen Snapper Skin On	3,087.20	583,151,552
3307	PT. SUKSES LAUTAN INDONESIA	7-Mar	04.0-S-00297-2025	United States	MIAMI	FROZEN MAHI MAHI PORTION	5,802.12	744,218,688
3308	PT. SUKSES LAUTAN INDONESIA	7-Mar	04.0-S-00297-2025	United States	MIAMI	FROZEN MAHI MAHI PORTION	6,174.40	74,421,868,520
3309	PT LAUTINDO SYNERGY SEJAHTERA	7-Mar	04.0-S-00270-2025	Thailand	LAT KRABANG	FROZEN PRECOOKED SKIPJACK TUNA LOINS	22,240.00	1,493,549,440
3310	PT LAUTINDO SYNERGY SEJAHTERA	7-Mar	04.0-S-00270-2025	Thailand	LAT KRABANG	FROZEN PRECOOKED SKIPJACK TUNA SHREDDED	2,480.00	166,546,880
3311	CV. PASIFIC HARVEST	7-Mar	04.0-S-00268-2025	Suriname	PARAMARIBO	CANNED SARDINES	1,516.08	143,324,139
3312	PT. AGROMINA WICAKSANA	7-Mar	04.0-S-00306-2025	Lebanon	BEIRUT	FROZEN SQUID WHOLE ROUND	603.00	49,069,124
3313	PT. AGROMINA WICAKSANA	7-Mar	04.0-S-00306-2025	Lebanon	BEIRUT	FROZEN WHOLE GUTTED OCTOPUS	19,400.00	1,911,266,304
3314	PT. ANEKA TUNA INDONESIA	7-Mar	04.0-S-00309-2025	Australia	MELBOURNE	CANNED TUNA	26,203.20	2,622,075,614
3315	PT. ANEKA TUNA INDONESIA	7-Mar	04.0-S-00309-2025	Australia	MELBOURNE	SAMPLE OF CANNED TUNA	2.52	240,479
3316	PT. MEGA MARINE PRIDE	7-Mar	04.0-S-00326-2025	Korea (South)	BUSAN (EX PUSAN)	FROZEN RAW SHRIMPS	100.00	18,836,620
3317	PT. BARAMUDA BAHARI	7-Mar	04.0-S-00328-2025	United States	JACKSONVILLE	FROZEN COOK SHRIMPS	16,467.84	2,365,542,144
3318	PT. INTI LAUTAN FAJAR ABADI	7-Mar	04.0-S-00322-2025	Australia	BRISBANE	GOLDBAND SNAPPER	500.00	96,408,000
3319	PT. INTI LAUTAN FAJAR ABADI	7-Mar	04.0-S-00321-2025	Australia	BRISBANE	TROPICAL SNAPPER	420.00	54,815,040
3320	PT. INTI LAUTAN FAJAR ABADI	7-Mar	04.0-S-00287-2025	United States	MIAMI	FROZEN SNAPPER FILLET	0.79	190,849

No.	NAMA UPI	TERBIT HC	NO. HC MUTU	NEGARA TUJUAN	PEL. TUJUAN	NAMA PRODUK	VOLUME (KG)	NILAI (RP)
3321	PT. INTI LAUTAN FAJAR ABADI	7-Mar	04.0-S-00287-2025	United States	MIAMI	GOLDBAND SNAPPER	0.79	154,942
3322	PT. INTI LAUTAN FAJAR ABADI	7-Mar	04.0-S-00287-2025	United States	MIAMI	SWORDFISH	0.69	115,591
3323	PT. INTI LAUTAN FAJAR ABADI	7-Mar	04.0-S-00287-2025	United States	MIAMI	MAHI-MAHI	1.02	159,861
3324	PT. INTI LAUTAN FAJAR ABADI	7-Mar	04.0-S-00287-2025	United States	MIAMI	YELLOWFIN TUNA STEAK	0.79	139,202
3325	PT. PHILLIPS SEAFOODS INDONESIA	7-Mar	04.0-S-00293-2025	United States	BALTIMORE	FROZEN PASTEURIZED CRAB MEAT	4,717.44	848,540,085
3326	PT. ANEKA TUNA INDONESIA	7-Mar	04.0-S-00286-2025	Japan	SATSUMASENDAI	CANNED TUNA	8,064.00	723,115,008
3327	PT. SEKAR LAUT, TBK.	7-Mar	04.0-S-00318-2025	Hong Kong	HONG KONG	SHRIMP CRACKERS	1,710.00	150,775,830
3328	PT. PHILLIPS SEAFOODS INDONESIA	7-Mar	04.0-S-00298-2025	United States	BALTIMORE	FROZEN VALUE ADDED CRAB	7,573.68	2,858,443,158
3329	PT WINAROS KAWULA BAHARI	7-Mar	04.0-S-00296-2025	Japan	TOKYO	White Cooked Vannamei Frozen Shrimp	580.00	95,295,160
3330	PT WINAROS KAWULA BAHARI	7-Mar	04.0-S-00296-2025	Japan	TOKYO	White Vannamei Sushi Ebi	7,021.20	1,664,354,396
3331	PT LAUTINDO SYNERGY SEJAHTERA	7-Mar	04.0-S-00304-2025	Thailand	LAT KRABANG	FROZEN PRECOOKED SKIPJACK TUNA LOINS	44,480.00	2,987,098,880
3332	PT LAUTINDO SYNERGY SEJAHTERA	7-Mar	04.0-S-00304-2025	Thailand	LAT KRABANG	FROZEN PRECOOKED SKIPJACK TUNA SHREDDED	4,960.00	333,093,760
3333	PT LAUTINDO SYNERGY SEJAHTERA	7-Mar	04.0-S-00301-2025	Thailand	LAT KRABANG	FROZEN PRECOOKED ALBACORE LOINS	22,230.00	1,938,456,064
3334	PT LAUTINDO SYNERGY SEJAHTERA	7-Mar	04.0-S-00301-2025	Thailand	LAT KRABANG	FROZEN PRECOOKED ALBACORE SHREDDED	2,490.00	217,128,000
3335	PT. BUMI MENARA INTERNUSA DAMPIT	7-Mar	04.0-S-00264-2025	Germany	FRANKFURT/MAIN	FROZEN RAW SHRIMP	11.34	170,100
3336	PT. ANEKA TUNA INDONESIA	7-Mar	04.0-S-00323-2025	Jordan	AQABA (EL AKABA)	CANNED TUNA	15,504.00	914,844,528
3337	CV. PASIFIC HARVEST	7-Mar	04.0-S-00272-2025	Cameroon	BATA	CANNED SARDINES	40,500.00	1,727,065,152
3338	PT. ANEKA TUNA INDONESIA	7-Mar	04.0-S-00327-2025	United States	PORTLAND	FROZEN TUNA HEAD	21,600.00	200,448,000
3339	PT. PASIFIK HARVEST INDONESIA	7-Mar	04.0-S-00271-2025	Congo	POINTE NOIRE	CANNED SARDINES	81,187.50	3,462,125,651
3340	CV. JAVA FISH	7-Mar	04.0-S-00255-2025	Singapore	SINGAPORE	BARRAMUNDI SKIN ON	105.00	3,150,000
3341	CV. JAVA FISH	7-Mar	04.0-S-00255-2025	Singapore	SINGAPORE	FLATFISH	70.00	1,750,000
3342	CV. JAVA FISH	7-Mar	04.0-S-00255-2025	Singapore	SINGAPORE	Goldband Snapper	700.00	28,000,000
3343	CV. JAVA FISH	7-Mar	04.0-S-00255-2025	Singapore	SINGAPORE	GOLDEN SNAPPER	175.00	5,250,000
3344	CV. JAVA FISH	7-Mar	04.0-S-00255-2025	Singapore	SINGAPORE	GROUPE	1,750.00	61,250,000
3345	CV. JAVA FISH	7-Mar	04.0-S-00255-2025	Singapore	SINGAPORE	RED SNAPPER	70.00	3,150,000
3346	CV. JAVA FISH	7-Mar	04.0-S-00255-2025	Singapore	SINGAPORE	SAND WHITING FISH	1,050.00	26,250,000
3347	CV. JAVA FISH	7-Mar	04.0-S-00255-2025	Singapore	SINGAPORE	SILVER POMFRET	2,800.00	154,000,000
3348	CV. JAVA FISH	7-Mar	04.0-S-00255-2025	Singapore	SINGAPORE	THREADFIN BLUE	2,310.00	80,850,000
3349	CV. JAVA FISH	7-Mar	04.0-S-00255-2025	Singapore	SINGAPORE	FRESH LEATHER JACKET FISH	70.00	2,450,000
3350	CV. JAVA FISH	7-Mar	04.0-S-00260-2025	Singapore	SINGAPORE	Hairtail	1,150.00	51,750,000
3351	CV. JAVA FISH	7-Mar	04.0-S-00260-2025	Singapore	SINGAPORE	TENGGIRI	1,500.00	60,000,000
3352	CV. JAVA FISH	7-Mar	04.0-S-00262-2025	Singapore	SINGAPORE	FRESH WHITE SHRIMP	3,120.00	156,000,000
3353	CV. JAVA FISH	7-Mar	04.0-S-00262-2025	Singapore	SINGAPORE	SLIPPER LOBSTER	100.00	6,000,000
3354	PT. BUMI MENARA INTERNUSA DAMPIT	7-Mar	04.0-S-00282-2025	Canada	VANCOUVER	Frozen Shrimp	13,942.34	1,212,425,886
3355	PT. BUMI MENARA INTERNUSA DAMPIT	7-Mar	04.0-S-00269-2025	Canada	MONTREAL	FROZEN RAW SHRIMP	15,436.00	2,333,244,016

No.	NAMA UPI	TERBIT HC	NO. HC MUTU	NEGARA TUJUAN	PEL. TUJUAN	NAMA PRODUK	VOLUME (KG)	NILAI (RP)
3356	CV. JAVA FISH	7-Mar	04.0-S-00310-2025	Singapore	SINGAPORE	BARRAMUNDI SKIN ON	105.00	3,150,000
3357	CV. JAVA FISH	7-Mar	04.0-S-00310-2025	Singapore	SINGAPORE	FLATFISH	70.00	1,750,000
3358	CV. JAVA FISH	7-Mar	04.0-S-00310-2025	Singapore	SINGAPORE	Goldband Snapper	700.00	28,000,000
3359	CV. JAVA FISH	7-Mar	04.0-S-00310-2025	Singapore	SINGAPORE	GOLDEN SNAPPER	175.00	5,250,000
3360	CV. JAVA FISH	7-Mar	04.0-S-00310-2025	Singapore	SINGAPORE	GROUPE	1,750.00	61,250,000
3361	CV. JAVA FISH	7-Mar	04.0-S-00310-2025	Singapore	SINGAPORE	RED SNAPPER	70.00	3,150,000
3362	CV. JAVA FISH	7-Mar	04.0-S-00310-2025	Singapore	SINGAPORE	SAND WHITING FISH	1,050.00	26,250,000
3363	CV. JAVA FISH	7-Mar	04.0-S-00310-2025	Singapore	SINGAPORE	SILVER POMFRET	2,800.00	154,000,000
3364	CV. JAVA FISH	7-Mar	04.0-S-00310-2025	Singapore	SINGAPORE	THREADFIN BLUE	2,450.00	85,750,000
3365	CV. JAVA FISH	7-Mar	04.0-S-00310-2025	Singapore	SINGAPORE	FRESH LEATHER JACKET FISH	70.00	2,450,000
3366	CV. JAVA FISH	7-Mar	04.0-S-00258-2025	Singapore	SINGAPORE	Hairtail	925.00	41,625,000
3367	CV. JAVA FISH	7-Mar	04.0-S-00258-2025	Singapore	SINGAPORE	TENGGIRI	1,500.00	60,000,000
3368	CV. JAVA FISH	7-Mar	04.0-S-00266-2025	Singapore	SINGAPORE	FRESH WHITE SHRIMP	3,240.00	162,000,000
3369	CV. JAVA FISH	7-Mar	04.0-S-00266-2025	Singapore	SINGAPORE	SLIPPER LOBSTER	100.00	6,000,000
3370	CV. PESONA MANDIRI	7-Mar	04.0-S-00277-2025	China	NANSHA	FROZEN EMPEROR FISH	5,504.90	116,874,256
3371	CV. PESONA MANDIRI	7-Mar	04.0-S-00277-2025	China	NANSHA	FROZEN MALABAR SNAPPER	10,090.60	490,368,160
3372	CV. PESONA MANDIRI	7-Mar	04.0-S-00277-2025	China	NANSHA	FROZEN BLACK POMFRET	2,008.80	58,576,608
3373	CV. PESONA MANDIRI	7-Mar	04.0-S-00277-2025	China	NANSHA	FROZEN THREADFIN FISH	7,570.60	283,961,696
3374	CV. PESONA MANDIRI	7-Mar	04.0-S-00292-2025	China	NANSHA	FROZEN SPANISH MACKEREL FISH	1,085.90	55,021,356
3375	PT. SURYA ALAM TUNGGAL	7-Mar	04.0-S-00256-2025	Canada	VANCOUVER	RAW HEADLESS EASY PEELED VANNAMEI	13,426.47	1,590,741,313
3376	PT. BUMI MENARA INTERNUSA DAMPIT	7-Mar	04.0-S-00254-2025	United States	LOS ANGELES	FROZEN VALUE ADDED SHRIMP	14,636.96	1,400,727,798
3377	PT. SOUTHERN MARINE PRODUCTS	7-Mar	04.0-S-00288-2025	Singapore	SINGAPORE CONTAINER TERMINAL	FROZEN FISH PASTE	20,000.00	1,000,000,000
3378	PT Sekar Bumi Tbk	7-Mar	04.0-S-00274-2025	United States	CHICAGO	VANNAMEI RAW EZ PEEL IQF SHRIMP	14,696.64	1,853,613,600
3379	PT Sekar Bumi Tbk	7-Mar	04.0-S-00303-2025	Puerto Rico	SAN JUAN	VANNAMEI RAW PD TAIL ON IQF SHRIMP	16,329.60	2,379,482,190
3380	PT. BEE JAY SEAFOOD	7-Mar	04.0-S-00314-2025	Australia	MELBOURNE	Flake Fillets	5,900.00	786,605,888
3381	CV. MARINA SEJAHTERA	7-Mar	04.0-S-00294-2025	Taiwan	TAIPEI	FRESH SPANISH MACKERELS	150.00	13,050,000
3382	CV. MARINA SEJAHTERA	7-Mar	04.0-S-00294-2025	Taiwan	TAIPEI	FRESH BELT FISH	250.00	16,250,000
3383	PT. GRAHAMAKMUR CIPTAPRATAMA	7-Mar	04.0-S-00325-2025	United States	NEW YORK	FROZEN RAW VANNAMEI PEELED DEVEINED TAIL ON	15,436.00	2,629,399,112
3384	PT. BEE JAY SEAFOOD	7-Mar	04.0-S-00276-2025	Australia	MELBOURNE	Bug Meat	288.00	121,644,648
3385	PT. BANYUWANGI CANNERY INDONESIA	7-Mar	04.0-S-00275-2025	Syria	LATAKIA	CANNED TUNA	16,320.00	1,042,997,632
3386	PT. GEMA ISTA RAYA	7-Mar	04.0-S-00283-2025	Chad	N'DJAMENA	CANNED SARDINES	0.50	13,000
3387	PT. BUMI MENARA INTERNUSA DAMPIT	7-Mar	04.0-S-00281-2025	United States	NORFOLK	FROZEN VALUE ADDED SEAFOOD PRODUCT	14,562.50	1,474,671,563
3388	PT. SURYA ALAM TUNGGAL	7-Mar	04.0-S-00324-2025	Canada	MONTREAL	RAW & PEELED VANNAMEI	7,711.15	935,439,607
3389	PT. SURYA ALAM TUNGGAL	7-Mar	04.0-S-00324-2025	Canada	MONTREAL	RAW HEADLESS VANNAMEI	7,711.15	886,550,916
3390	PT. BEE JAY SEAFOOD	7-Mar	04.0-S-00273-2025	Australia	MELBOURNE	Goldband Snapper	2,300.00	435,745,696
3391	PT. BEE JAY SEAFOOD	7-Mar	04.0-S-00273-2025	Australia	MELBOURNE	Sp Emperor	720.00	105,700,928

No.	NAMA UPI	TERBIT HC	NO. HC MUTU	NEGARA TUJUAN	PEL. TUJUAN	NAMA PRODUK	VOLUME (KG)	NILAI (RP)
3392	PT. BEE JAY SEAFOOD	7-Mar	04.0-S-00273-2025	Australia	MELBOURNE	SWEETLIP	360.00	51,669,448
3393	PT. BEE JAY SEAFOOD	7-Mar	04.0-S-00273-2025	Australia	MELBOURNE	Tropical Snapper	360.00	40,449,800
3394	CV. PASIFIC HARVEST	7-Mar	04.0-S-00278-2025	Gabon	LIBREVILLE	CANNED SARDINES	20,625.00	886,875,000
3395	PT. PHILLIPS SEAFOODS INDONESIA	7-Mar	04.0-S-00302-2025	United States	BALTIMORE	CUMI	1,905.60	359,213,222
3396	PT. MULTI PRAWN INDONESIA	7-Mar	04.0-S-00280-2025	Japan	TOKYO	FROZEN SHRIMP	15,282.00	2,579,617,792
3397	PT. BLUE OCEAN FOODS INDONESIA	7-Mar	04.0-S-00300-2025	Mali	DAKAR	CANNED SARDINES	20,250.00	824,053,500
3398	PT. SAMUDRA KENCANA MINA	7-Mar	04.0-S-00299-2025	Vietnam	HO CHI MINH CITY	FROZEN SQUID	26,108.70	1,536,601,430
3399	PT. PANCA MITRA MULTIPERDANA	7-Mar	04.0-S-00305-2025	United States	CHICAGO	FROZEN RAW SHRIMPS	15,890.00	315,587,318
3400	CV. SINAR TIRTA	8-Mar	04.0-S-00364-2025	Taiwan	KAOHSIUNG	FROZEN CUTTLEFISH WHOLE CLEAN	8,168.00	343,056,000
3401	CV. SINAR TIRTA	8-Mar	04.0-S-00364-2025	Taiwan	KAOHSIUNG	FROZEN CUTTLEFISH WING	936.00	31,449,600
3402	CV. SINAR TIRTA	8-Mar	04.0-S-00364-2025	Taiwan	KAOHSIUNG	FROZEN CUTTLEFISH HEAD	4,476.00	150,393,600
3403	CV. SINAR TIRTA	8-Mar	04.0-S-00364-2025	Taiwan	KAOHSIUNG	FROZEN SOFT SQUID SKIN LESS	108.00	6,048,000
3404	CV. SINAR TIRTA	8-Mar	04.0-S-00364-2025	Taiwan	KAOHSIUNG	FROZEN SOFT SQUID	144.00	8,064,000
3405	CV. SINAR TIRTA	8-Mar	04.0-S-00364-2025	Taiwan	KAOHSIUNG	FROZEN SQUID	300.00	15,960,000
3406	PT. INTI LAUTAN FAJAR ABADI	8-Mar	04.0-S-00357-2025	United States	NEW YORK	Golden Snapper	146.42	36,579,669
3407	PT. INTI LAUTAN FAJAR ABADI	8-Mar	04.0-S-00357-2025	United States	NEW YORK	SNAPPER	7,999.48	1,998,486,090
3408	PT. INTI LAUTAN FAJAR ABADI	8-Mar	04.0-S-00357-2025	United States	NEW YORK	SNAPPER	967.02	241,587,706
3409	PT. INTI LAUTAN FAJAR ABADI	8-Mar	04.0-S-00356-2025	United States	NEW YORK	GROUPE	2,811.17	843,663,040
3410	PT. INTI LAUTAN FAJAR ABADI	8-Mar	04.0-S-00355-2025	United States	NEW YORK	SNAPPER	2,860.20	578,449,708
3411	PT. INTI LAUTAN FAJAR ABADI	8-Mar	04.0-S-00353-2025	United States	NEW YORK	MAHI SIDES	844.44	112,836,606
3412	PT. INTI LAUTAN FAJAR ABADI	8-Mar	04.0-S-00340-2025	Australia	BRISBANE	EMPEROR	1,500.00	228,970,144
3413	PT. INTI LAUTAN FAJAR ABADI	8-Mar	04.0-S-00339-2025	Australia	BRISBANE	RED EMPEROR	1,835.00	411,475,648
3414	PT. INTI LAUTAN FAJAR ABADI	8-Mar	04.0-S-00341-2025	Australia	BRISBANE	CORAL TROUT	575.00	33,421,300
3415	PT. INTI LAUTAN FAJAR ABADI	8-Mar	04.0-S-00342-2025	Australia	BRISBANE	PEARL PERCH	1,240.00	189,281,040
3416	PT. INTI LAUTAN FAJAR ABADI	8-Mar	04.0-S-00343-2025	Australia	BRISBANE	YELLOWFIN TUNA	1,200.00	212,688,000
3417	PT BAHARI SEJAHTERA PERTIWI	8-Mar	04.0-S-00362-2025	China	NANSHA NEW PT	FROZEN BIGEYE FISH	13,068.00	378,390,048
3418	PT BAHARI SEJAHTERA PERTIWI	8-Mar	04.0-S-00361-2025	China	NANSHA NEW PT	Frozen Mackerel Fish	10,349.20	712,882,176
3419	PT. SEKAR LAUT, TBK.	8-Mar	04.0-S-00360-2025	Malaysia	PENANG	SHRIMP CHILI PASTE	2,021.70	135,575,202
3420	PT. Berkah Aneka Laut	8-Mar	04.0-S-00336-2025	Malaysia	PENANG	FROZEN BLACK JEW FISH	9,348.80	10,373,000
3421	PT. Berkah Aneka Laut	8-Mar	04.0-S-00336-2025	Malaysia	PENANG	FROZEN THREADFIN	18,358.80	26,908,000
3422	PT WINAROS KAWULA BAHARI	8-Mar	04.0-S-00334-2025	United States	LOS ANGELES	White Vannamei Sushi Ebi	9,201.40	2,490,515,334
3423	PT WINAROS KAWULA BAHARI	8-Mar	04.0-S-00334-2025	United States	LOS ANGELES	White Vannamei Ebishin (Broken)	5,880.00	1,079,232,840
3424	CV. PESONA MANDIRI	8-Mar	04.0-S-00331-2025	China	MAWEI	FROZEN RIBBON FISH	5,447.00	133,587,672
3425	CV. PESONA MANDIRI	8-Mar	04.0-S-00331-2025	China	MAWEI	FROZEN THREADFIN FISH	14,064.30	510,493,280
3426	CV. PESONA MANDIRI	8-Mar	04.0-S-00331-2025	China	MAWEI	FROZEN PAMPANO FISH	8,064.90	146,118,976
3427	CV. PESONA MANDIRI	8-Mar	04.0-S-00331-2025	China	MAWEI	FROZEN LEATHER JACKET FISH	759.30	31,036,388
3428	PT. MULTI PRAWN INDONESIA	8-Mar	04.0-S-00344-2025	Japan	OSAKA	FROZEN SHRIMP	14,594.40	2,581,524,992
3429	PT. VARIA NIAGA NUSANTARA	8-Mar	04.0-S-00352-2025	Dominican Republic	CAUCEDO	FROZEN SCARLET SNAPPER	12,723.40	1,244,999,936
3430	PT. VARIA NIAGA NUSANTARA	8-Mar	04.0-S-00352-2025	Dominican Republic	CAUCEDO	FROZEN FILETE DE SCARLET SNAPPER	12,205.93	1,750,000,000

No.	NAMA UPI	TERBIT HC	NO. HC MUTU	NEGARA TUJUAN	PEL. TUJUAN	NAMA PRODUK	VOLUME (KG)	NILAI (RP)
3431	PT. VARIA NIAGA NUSANTARA	8-Mar	04.0-S-00345-2025	United Kingdom (GB)	FELIXSTOWE	FROZEN TUNA TONGGOL WHOLE ROUND	3,400.00	107,624,792
3432	PT. ANEKA TUNA INDONESIA	8-Mar	04.0-S-00335-2025	Australia	MELBOURNE	CANNED TUNA	26,812.80	2,792,284,992
3433	PT. ANEKA TUNA INDONESIA	8-Mar	04.0-S-00335-2025	Australia	MELBOURNE	SAMPLE OF CANNED TUNA	1.43	102,736
3434	PT. SURYA ALAM TUNGGAL	8-Mar	04.0-S-00346-2025	United States	NEW YORK	RAW HEADLESS EASY PEELED VANNAMEI	14,968.70	1,852,646,062
3435	PT. VARIA NIAGA NUSANTARA	8-Mar	04.0-S-00349-2025	United Kingdom (GB)	FELIXSTOWE	FROZEN BARRAMUNDI HEADLESS GUTTED SCALED	3,780.00	269,987,264
3436	PT. VARIA NIAGA NUSANTARA	8-Mar	04.0-S-00349-2025	United Kingdom (GB)	FELIXSTOWE	FROZEN EMPEROR WHOLE GUTTED SCALED	2,800.00	134,084,576
3437	PT. VARIA NIAGA NUSANTARA	8-Mar	04.0-S-00348-2025	United Kingdom (GB)	FELIXSTOWE	FROZEN YELLOWFIN TUNA HEADLESS GUTTED	2,010.00	117,461,984
3438	PT. VARIA NIAGA NUSANTARA	8-Mar	04.0-S-00351-2025	United Kingdom (GB)	FELIXSTOWE	FROZEN MILKFISH WR	3,172.00	102,982,152
3439	PT. VARIA NIAGA NUSANTARA	8-Mar	04.0-S-00351-2025	United Kingdom (GB)	FELIXSTOWE	FROZEN CATFISH WHOLE GUTTED	4,800.00	136,357,200
3440	PT. SEKAR LAUT, TBK.	8-Mar	04.0-S-00359-2025	Malaysia	PENANG	FISH CHILI PASTE	180.00	6,500,520
3441	PT. TRIDAYA JAYA MANUNGGAL	8-Mar	04.0-S-00330-2025	United States	NEW YORK	INDONESIAN IQF WHOLE OCTOPUS	21,111.00	1,848,774,714
3442	CV. MARINA SEJAHTERA	8-Mar	04.0-S-00338-2025	China	XIAMEN	FRESH BELT FISH	4,500.00	211,500,000
3443	CV. SINAR TIRTA	8-Mar	04.0-S-00363-2025	Taiwan	KAOHSIUNG	FROZEN WHITE POMFRET FISH	800.00	54,040,000
3444	CV. SINAR TIRTA	8-Mar	04.0-S-00363-2025	Taiwan	KAOHSIUNG	FROZEN GROUPER FISH FILLET	264.00	22,176,000
3445	CV. SINAR TIRTA	8-Mar	04.0-S-00363-2025	Taiwan	KAOHSIUNG	FROZEN PARROT FISH FILLET	1,356.00	66,444,000
3446	CV. SINAR TIRTA	8-Mar	04.0-S-00363-2025	Taiwan	KAOHSIUNG	FROZEN LEATHER JACKET	216.00	3,024,000
3447	CV. SINAR TIRTA	8-Mar	04.0-S-00363-2025	Taiwan	KAOHSIUNG	FROZEN BLACK POMFRET	1,390.00	33,082,000
3448	CV. SINAR TIRTA	8-Mar	04.0-S-00363-2025	Taiwan	KAOHSIUNG	FROZEN SNAPPER KOB	245.00	4,116,000
3449	CV. SINAR TIRTA	8-Mar	04.0-S-00363-2025	Taiwan	KAOHSIUNG	FROZEN SILVER WHITE CROAKER	994.00	16,699,200
3450	CV. MARINA SEJAHTERA	8-Mar	04.0-S-00350-2025	United States	LOS ANGELES	FROZEN OCTOPUS FLOWER TYPE	985.50	211,500,000
3451	CV. MARINA SEJAHTERA	8-Mar	04.0-S-00350-2025	United States	LOS ANGELES	FROZEN OCTOPUS BALLTYPE	11,610.00	180,950,000
3452	CV. MARINA SEJAHTERA	8-Mar	04.0-S-00350-2025	United States	LOS ANGELES	FROZEN OCTOPUS YUCATECA	3,816.00	380,596,000
3453	PT. SURYA ALAM TUNGGAL	8-Mar	04.0-S-00358-2025	Canada	CALGARY	RAW HEADLESS VANNAMEI	16,329.49	2,406,232,064
3454	PT Sekar Bumi Tbk	8-Mar	04.0-S-00354-2025	United States	LOS ANGELES	VANNAMEI RAW PD TAIL OFF IQF SHRIMP	5.10	15,500
3455	PT. BARAMUDA BAHARI	10-Mar	04.0-S-00406-2025	United States	JACKSONVILLE	FROZEN COOK SHRIMPS	16,467.84	2,380,928,256
3456	PT. ANEKA TUNA INDONESIA	10-Mar	04.0-S-00383-2025	Chile	SAN ANTONIO	CANNED TUNA	58,060.80	3,393,769,882
3457	PT. SAMUDRA SEAFOOD PRODUCTS	10-Mar	04.0-S-00367-2025	United States	LOS ANGELES	IQF COOKED PEELED DEVEINED TAIL ON WHITE SHRIMP	15,875.73	2,431,749,067
3458	PT. ANEKA TUNA INDONESIA	10-Mar	04.0-S-00399-2025	Jordan	AQABA (EL AKABA)	CANNED TUNA	62,016.00	3,903,349,056
3459	PT. ANEKA TUNA INDONESIA	10-Mar	04.0-S-00382-2025	Saudi Arabia	AD DAMMAM	CANNED TUNA	53,222.40	3,557,012,659
3460	PT. ANEKA TUNA INDONESIA	10-Mar	04.0-S-00381-2025	Saudi Arabia	AD DAMMAM	CANNED TUNA	19,420.80	987,780,730
3461	PT. BARAMUDA BAHARI	10-Mar	04.0-S-00401-2025	United States	LOS ANGELES	FROZEN RAW SHRIMPS	14,395.90	2,183,670,883
3462	PT. ANEKA TUNA INDONESIA	10-Mar	04.0-S-00400-2025	Jordan	AQABA (EL AKABA)	CANNED TUNA	62,016.00	3,659,378,112
3463	PT. ANEKA TUNA INDONESIA	10-Mar	04.0-S-00404-2025	Saudi Arabia	AD DAMMAM	CANNED TUNA	77,683.20	3,704,168,026

No.	NAMA UPI	TERBIT HC	NO. HC MUTU	NEGARA TUJUAN	PEL. TUJUAN	NAMA PRODUK	VOLUME (KG)	NILAI (RP)
3464	PT. SAMUDRA SEAFOOD PRODUCTS	10-Mar	04.0-S-00369-2025	Canada	MONTREAL	IQF RAW PEELED DEVEINED TAIL ON WHITE SHRIMP	15,422.14	2,230,812,551
3465	PT. SURYA ALAM TUNGGAL	10-Mar	04.0-S-00395-2025	Japan	TOKYO	RAW PEELED WHITE VANNAMEI	10,500.00	1,437,303,000
3466	PT. SAMUDRA SEAFOOD PRODUCTS	10-Mar	04.0-S-00366-2025	United States	LOS ANGELES	IQF COOKED PEELED DEVEINED TAIL ON WHITE SHRIMP	15,875.73	2,891,033,936
3467	PT. SURYA ALAM TUNGGAL	10-Mar	04.0-S-00391-2025	Japan	TOKYO	Raw Headless Black Tiger	10,800.00	1,854,630,000
3468	PT. SAMUDRA SEAFOOD PRODUCTS	10-Mar	04.0-S-00368-2025	United States	LOS ANGELES	IQF COOKED PEELED DEVEINED TAIL ON WHITE SHRIMP	15,422.14	2,190,622,454
3469	PT. SURYA ADIKUMALA ABADI	10-Mar	04.0-S-00371-2025	United States	MIAMI	Cooked Peeled Vannamei	16,329.49	2,305,985,260
3470	PT. SURYA ALAM TUNGGAL	10-Mar	04.0-S-00389-2025	United States	LOS ANGELES	Raw Peeled Black Tiger	15,875.90	3,829,584,598
3471	PT LAUTINDO SYNERGY SEJAHTERA	10-Mar	04.0-S-00373-2025	Japan	SENDAI, MIYAGI	FROZEN PRECOOKED YELLOWFIN TUNA LOINS	24,000.00	2,308,080,128
3472	PT LAUTINDO SYNERGY SEJAHTERA	10-Mar	04.0-S-00373-2025	Japan	SENDAI, MIYAGI	FROZEN PRECOOKED BIG EYE LOINS	20.00	1,499,600
3473	PT. SURYA ALAM TUNGGAL	10-Mar	04.0-S-00379-2025	United States	JACKSONVILLE	RAW HEADLESS EASY PEELED VANNAMEI	15,875.90	1,912,982,446
3474	CV. JAVA FISH	10-Mar	04.0-S-00392-2025	Hong Kong	HONG KONG	IKAN SWANGI	1,600.00	40,000,000
3475	CV. JAVA FISH	10-Mar	04.0-S-00392-2025	Hong Kong	HONG KONG	THREADFIN BLUE	700.00	24,500,000
3476	CV. JAVA FISH	10-Mar	04.0-S-00392-2025	Hong Kong	HONG KONG	SILVER POMFRET	600.00	33,000,000
3477	CV. JAVA FISH	10-Mar	04.0-S-00392-2025	Hong Kong	HONG KONG	RED SNAPPER	50.00	2,250,000
3478	CV. JAVA FISH	10-Mar	04.0-S-00392-2025	Hong Kong	HONG KONG	SAND WHITING FISH	250.00	6,250,000
3479	CV. JAVA FISH	10-Mar	04.0-S-00392-2025	Hong Kong	HONG KONG	GROUPE	125.00	4,375,000
3480	CV. JAVA FISH	10-Mar	04.0-S-00392-2025	Hong Kong	HONG KONG	BARRAMUNDI SKIN ON	300.00	9,000,000
3481	CV. JAVA FISH	10-Mar	04.0-S-00384-2025	Hong Kong	HONG KONG	Hairtail	720.00	32,400,000
3482	CV. JAVA FISH	10-Mar	04.0-S-00384-2025	Hong Kong	HONG KONG	TENGGIRI	250.00	10,000,000
3483	CV. JAVA FISH	10-Mar	04.0-S-00378-2025	Hong Kong	HONG KONG	FRESH WHITE SHRIMP	840.00	42,000,000
3484	CV. JAVA FISH	10-Mar	04.0-S-00378-2025	Hong Kong	HONG KONG	FRESH TIGER SHRIMP	60.00	3,000,000
3485	CV. JAVA FISH	10-Mar	04.0-S-00378-2025	Hong Kong	HONG KONG	FRESH DOGOL SHRIMP	60.00	3,000,000
3486	CV. JAVA FISH	10-Mar	04.0-S-00378-2025	Hong Kong	HONG KONG	FRESH FLOWER SHRIMP	60.00	3,000,000
3487	PT. SEKAR LAUT, TBK.	10-Mar	04.0-S-00411-2025	Korea (South)	BUSAN (EX PUSAN)	SHRIMP CRACKERS	13,940.00	590,874,780
3488	PT LAUTINDO SYNERGY SEJAHTERA	10-Mar	04.0-S-00372-2025	Thailand	LAT KRABANG	FROZEN PRECOOKED SKIPJACK TUNA LOINS	44,480.00	2,932,120,064
3489	PT LAUTINDO SYNERGY SEJAHTERA	10-Mar	04.0-S-00372-2025	Thailand	LAT KRABANG	FROZEN PRECOOKED SKIPJACK TUNA SHREDDED	4,960.00	326,963,200
3490	PT. SAMUDRA SEAFOOD PRODUCTS	10-Mar	04.0-S-00370-2025	United States	LOS ANGELES	IQF RAW PEELED DEVEINED TAIL ON WHITE SHRIMP	15,875.73	2,464,548,325
3491	PT LAUTINDO SYNERGY SEJAHTERA	10-Mar	04.0-S-00377-2025	Thailand	LAT KRABANG	FROZEN PRECOOKED SKIPJACK TUNA LOINS	44,480.00	2,946,355,200
3492	PT LAUTINDO SYNERGY SEJAHTERA	10-Mar	04.0-S-00377-2025	Thailand	LAT KRABANG	FROZEN PRECOOKED SKIPJACK TUNA SHREDDED	4,960.00	328,550,400
3493	PT. ANEKA TUNA INDONESIA	10-Mar	04.0-S-00386-2025	United Arab Emirates	SHARJAH	CANNED TUNA	2.19	59,999
3494	PT. SEKAR KATOKICHI	10-Mar	04.0-S-00388-2025	United States	HOUSTON	Raw Breaded Aligned Butterfly Tail On Vannamei Shr	15,526.80	1,709,423,046
3495	PT. ISTANA CIPTA SEMBADA	10-Mar	04.0-S-00376-2025	Japan	TOKYO	RAW PEELED VANNAMEI	19,440.00	2,369,794,320

No.	NAMA UPI	TERBIT HC	NO. HC MUTU	NEGARA TUJUAN	PEL. TUJUAN	NAMA PRODUK	VOLUME (KG)	NILAI (RP)
3496	PT WINAROS KAWULA BAHARI	10-Mar	04.0-S-00396-2025	Japan	NARITA APT/TOKYO	White Vannamei Nobashi Ebi	5.78	944,221
3497	PT. REX CANNING	10-Mar	04.0-S-00380-2025	United States	MIAMI	CANNED SNAIL IN BRINE	16,218.00	1,468,345,284
3498	CV. PASIFIC HARVEST	10-Mar	04.0-S-00374-2025	Suriname	PARAMARIBO	CANNED SARDINES	1,516.08	61,087,411
3499	PT. FUYUAN BIOLOGI TECHNOLOGY	10-Mar	04.0-S-00408-2025	Japan	HANEDA APT/TOKYO	AGAR AGAR	1.00	32,590
3500	PT. AMARTA CARRAGEENAN INDONESIA	10-Mar	04.0-S-00405-2025	Australia	DANDENONG	SRC (CARRAGEENAN KAPPA)	3.00	180,000
3501	PT. BUMI MENARA INTERNUSA DAMPIT	10-Mar	04.0-S-00385-2025	United States	NEW YORK	Frozen Shrimp	14,755.00	1,478,834,630
3502	PT. BUMI MENARA INTERNUSA DAMPIT	10-Mar	04.0-S-00390-2025	United States	SAVANNAH,US	Frozen Shrimp	14,709.60	1,698,179,191
3503	PT. BUMI MENARA INTERNUSA DAMPIT	10-Mar	04.0-S-00393-2025	United States	SAVANNAH,US	Frozen Shrimp	14,856.70	1,756,819,632
3504	CV. PASIFIC HARVEST	10-Mar	04.0-S-00394-2025	Guinea	FREETOWN	CANNED SARDINES	42,187.50	1,769,976,563
3505	PT Sekar Bumi Tbk	10-Mar	04.0-S-00409-2025	United States	CHICAGO	FROZEN VANNAMEI COOKED PD TAIL ON IQF SHRIMP	14,696.64	2,489,836,800
3506	PT. PHILLIPS SEAFOODS INDONESIA	10-Mar	04.0-S-00397-2025	United States	BALTIMORE	FROZEN VALUE ADDED CRAB	8,058.24	2,995,908,584
3507	PT. GEMA ISTA RAYA	10-Mar	04.0-S-00402-2025	Cote D Ivoire (Ivory Coast)	ABIDJAN	CANNED SARDINES	60,939.00	2,091,365,541
3508	PT. PHILLIPS SEAFOODS INDONESIA	10-Mar	04.0-S-00398-2025	United States	BALTIMORE	FROZEN VALUE ADDED SQUID	2,986.00	568,062,612
3509	PT Sekar Bumi Tbk	10-Mar	04.0-S-00410-2025	United States	CHICAGO	FROZEN VANNAMEI COOKED PD TAIL ON IQF SHRIMP	14,968.80	2,367,891,360
3510	PT. SURYA ADIKUMALA ABADI	11-Mar	04.0-S-00419-2025	United Kingdom (GB)	SOUTHAMPTON	Black Pink Cooked Peeled	10,395.00	1,435,289,625
3511	PT. ANEKA TUNA INDONESIA	11-Mar	04.0-S-00444-2025	Japan	NAHA, OKINAWA	CANNED TUNA	2,358.72	239,030,326
3512	PT. ANEKA TUNA INDONESIA	11-Mar	04.0-S-00444-2025	Japan	NAHA, OKINAWA	CANNED TUNA	2,882.88	271,169,459
3513	PT. ANEKA TUNA INDONESIA	11-Mar	04.0-S-00439-2025	Japan	OSAKA	CANNED TUNA	5,806.08	556,930,806
3514	PT. ANEKA TUNA INDONESIA	11-Mar	04.0-S-00439-2025	Japan	OSAKA	CANNED TUNA	3,870.72	342,949,663
3515	PT. ANEKA TUNA INDONESIA	11-Mar	04.0-S-00442-2025	Japan	SHIMIZU	CANNED TUNA	5,322.24	550,266,394
3516	PT. ANEKA TUNA INDONESIA	11-Mar	04.0-S-00442-2025	Japan	SHIMIZU	CANNED TUNA	8,184.96	729,337,231
3517	PT. BLUE OCEAN FOODS INDONESIA	11-Mar	04.0-S-00416-2025	Togo	LOME	CANNED SARDINES	20,625.00	858,804,375
3518	PT. SURYA ADIKUMALA ABADI	11-Mar	04.0-S-00422-2025	United States	LOS ANGELES	RAW HEADLESS EASY PEELED VANNAMEI	15,875.90	1,968,389,337
3519	PT. ANEKA TUNA INDONESIA	11-Mar	04.0-S-00445-2025	Japan	SHIMIZU	CANNED TUNA	29,462.40	2,221,317,648
3520	PT. ANEKA TUNA INDONESIA	11-Mar	04.0-S-00445-2025	Japan	SHIMIZU	SAMPLE OF CANNED TUNA	13.64	1,028,388
3521	PT. SURYA ADIKUMALA ABADI	11-Mar	04.0-S-00421-2025	United States	NEW YORK	COOKED & PEELED VANNAMEI	15,422.30	3,161,633,189
3522	PT. ANEKA TUNA INDONESIA	11-Mar	04.0-S-00433-2025	Japan	SHIMIZU	POUCHED TUNA	9,216.00	1,245,017,088
3523	PT. ANEKA TUNA INDONESIA	11-Mar	04.0-S-00433-2025	Japan	SHIMIZU	SAMPLE OF POUCHED TUNA	1.59	104,905
3524	PT. ANEKA TUNA INDONESIA	11-Mar	04.0-S-00433-2025	Japan	SHIMIZU	SAMPLE OF POUCHED TUNA	1.80	171,000
3525	PT WINAROS KAWULA BAHARI	11-Mar	04.0-S-00414-2025	United States	OAKLAND	White Raw Vannamei PND	15,963.20	1,827,004,203
3526	PT. Berkah Aneka Laut	11-Mar	04.0-S-00413-2025	China	GUANGZHOU	DRIED FISH MAWS	10.17	1,000,000
3527	PT. ANEKA TUNA INDONESIA	11-Mar	04.0-S-00412-2025	United States	PORTLAND	FROZEN TUNA HEAD	21,600.00	200,448,000
3528	PT. ANEKA TUNA INDONESIA	11-Mar	04.0-S-00447-2025	Kuwait	SHUWAIKH	CANNED TUNA	32,348.16	2,341,845,043

No.	NAMA UPI	TERBIT HC	NO. HC MUTU	NEGARA TUJUAN	PEL. TUJUAN	NAMA PRODUK	VOLUME (KG)	NILAI (RP)
3529	CV. PESONA MANDIRI	11-Mar	04.0-S-00415-2025	Malaysia	KUCHING, SARAWAK	FROZEN BLACK POMFRET	14,395.98	659,047,936
3530	PT. SUNRISE NIAGA FISHERY	11-Mar	04.0-S-00450-2025	United States	CHICAGO	FROZEN OCTOPUS WCL	22,589.13	2,568,564,736
3531	PT. ANEKA TUNA INDONESIA	11-Mar	04.0-S-00456-2025	Jordan	AQABA (EL AKABA)	CANNED TUNA	62,016.00	3,659,378,112
3532	PT. ANEKA TUNA INDONESIA	11-Mar	04.0-S-00437-2025	Saudi Arabia	AD DAMMAM	CANNED TUNA	77,683.20	3,951,122,918
3533	CV. JAVA FISH	11-Mar	04.0-S-00457-2025	Singapore	SINGAPORE	BARRAMUNDI SKIN ON	105.00	3,150,000
3534	CV. JAVA FISH	11-Mar	04.0-S-00457-2025	Singapore	SINGAPORE	FLATFISH	70.00	1,750,000
3535	CV. JAVA FISH	11-Mar	04.0-S-00457-2025	Singapore	SINGAPORE	Goldband Snapper	700.00	28,000,000
3536	CV. JAVA FISH	11-Mar	04.0-S-00457-2025	Singapore	SINGAPORE	GOLDEN SNAPPER	175.00	5,250,000
3537	CV. JAVA FISH	11-Mar	04.0-S-00457-2025	Singapore	SINGAPORE	GROUPE	1,750.00	61,250,000
3538	CV. JAVA FISH	11-Mar	04.0-S-00457-2025	Singapore	SINGAPORE	RED SNAPPER	70.00	3,150,000
3539	CV. JAVA FISH	11-Mar	04.0-S-00457-2025	Singapore	SINGAPORE	SAND WHITING FISH	1,050.00	26,250,000
3540	CV. JAVA FISH	11-Mar	04.0-S-00457-2025	Singapore	SINGAPORE	SILVER POMFRET	2,800.00	154,000,000
3541	CV. JAVA FISH	11-Mar	04.0-S-00457-2025	Singapore	SINGAPORE	THREADFIN BLUE	2,170.00	75,950,000
3542	CV. JAVA FISH	11-Mar	04.0-S-00457-2025	Singapore	SINGAPORE	FRESH LEATHER JACKET FISH	70.00	2,450,000
3543	CV. JAVA FISH	11-Mar	04.0-S-00436-2025	Singapore	SINGAPORE	Hairtail	1,125.00	50,625,000
3544	CV. JAVA FISH	11-Mar	04.0-S-00436-2025	Singapore	SINGAPORE	TENGGIRI	1,500.00	60,000,000
3545	CV. JAVA FISH	11-Mar	04.0-S-00435-2025	Singapore	SINGAPORE	FRESH WHITE SHRIMP	3,340.00	167,000,000
3546	CV. JAVA FISH	11-Mar	04.0-S-00435-2025	Singapore	SINGAPORE	SLIPPER LOBSTER	100.00	6,000,000
3547	PT. ISTANA CIPTA SEMBADA	11-Mar	04.0-S-00441-2025	Japan	TOKYO	RAW PEELED VANNAMEI	19,440.00	2,330,553,114
3548	PT Sekar Bumi Tbk	11-Mar	04.0-S-00418-2025	United States	JACKSONVILLE	FROZEN VANNAMEI COOKED PD TAIL ON IQF SHRIMP	15,309.00	2,074,348,480
3549	PT. SOUTHERN MARINE PRODUCTS	11-Mar	04.0-S-00423-2025	Malaysia	PASIR GUDANG, JOHOR	FROZEN FISH PASTE	25,000.00	1,000,000,000
3550	PT. SURYA ADIKUMALA ABADI	11-Mar	04.0-S-00420-2025	United Kingdom (GB)	SOUTHAMPTON	Black Pink Cooked Peeled	10,395.00	1,435,289,625
3551	PT Sekar Bumi Tbk	11-Mar	04.0-S-00425-2025	United States	NEW YORK	VANNAMEI RAW PD TAIL OFF IQF SHRIMP	15,876.00	2,395,017,760
3552	PT. REX CANNING	11-Mar	04.0-S-00430-2025	Taiwan	TAIPEI	CANNED SNAIL IN BRINE	2,880.00	260,807,040
3553	CV. PASIFIC HARVEST	11-Mar	04.0-S-00427-2025	Niger	LOME	CANNED SARDINES	20,250.00	869,697,000
3554	CV. MARINA SEJAHTERA	11-Mar	04.0-S-00428-2025	China	XIAMEN	FRESH BELT FISH	4,500.00	211,500,000
3555	CV. MARINA SEJAHTERA	11-Mar	04.0-S-00432-2025	China	XIAMEN	FRESH POMFRET FISH	300.00	14,100,000
3556	PT. BUMI MENARA INTERNUSA DAMPIT	11-Mar	04.0-S-00438-2025	United States	NEW YORK	FROZEN RAW TUNA	17,138.50	3,583,197,611
3557	PT. GEMA ISTA RAYA	11-Mar	04.0-S-00443-2025	Congo	POINTE NOIRE	CANNED SARDINES	40,626.00	1,368,893,070
3558	PT. PASIFIK HARVEST INDONESIA	11-Mar	04.0-S-00449-2025	Cameroon	BATA	CANNED SARDINES	40,500.00	1,721,574,000
3559	PT. ANEKA TUNA INDONESIA	11-Mar	04.0-S-00448-2025	Saudi Arabia	AD DAMMAM	CANNED TUNA	39,427.20	2,796,098,170
3560	PT. CENTRAM	11-Mar	04.0-S-00451-2025	Japan	TOKYO	CARRAGEENAN	9,700.00	3,326,692,352
3561	PT. GEMA ISTA RAYA	11-Mar	04.0-S-00452-2025	United Arab Emirates	JEBEL ALI	CANNED SARDINES	40,000.00	1,414,400,000
3562	PT ASIA SEJAHTERA MINA TBK.	11-Mar	04.0-S-00455-2025	Vietnam	HAIPHONG	DRIED GRACLARIA	50,000.00	382,979,488
3563	PT Sekar Bumi Tbk	11-Mar	04.0-S-00453-2025	United States	NEW YORK	VANNAMEI COOKED IN SHELL PD TAIL ON IQF SHRIMP	15,490.44	3,859,171,040
3564	PT. ANEKA TUNA INDONESIA	11-Mar	04.0-S-00458-2025	Saudi Arabia	AD DAMMAM	CANNED TUNA	17,203.20	1,355,749,786
3565	PT Sekar Bumi Tbk	12-Mar	04.0-S-00503-2025	United States	LOS ANGELES	VANNAMEI RAW PD TAIL OFF IQF SHRIMP	14,696.64	1,933,198,240
3566	CV LEGONG BALI	12-Mar	04.0-S-00504-2025	Taiwan	KEELUNG (CHILUNG)	ALOHA BARU SHRIMP CRACKERS	3,000.00	307,800,000

No.	NAMA UPI	TERBIT HC	NO. HC MUTU	NEGARA TUJUAN	PEL. TUJUAN	NAMA PRODUK	VOLUME (KG)	NILAI (RP)
3567	CV LEGONG BALI	12-Mar	04.0-S-00504-2025	Taiwan	KEELUNG (CHILUNG)	AMIGO SHRIMPS CRACKERS SMALL WHITE EXTRA CHILLI	3,000.00	247,950,000
3568	CV LEGONG BALI	12-Mar	04.0-S-00504-2025	Taiwan	KEELUNG (CHILUNG)	AMIGO SHRIMPS CRACKERS BIG WHITE	1,200.00	95,760,000
3569	CV LEGONG BALI	12-Mar	04.0-S-00504-2025	Taiwan	KEELUNG (CHILUNG)	ALOHA CRACKERS LOS	800.00	76,380,000
3570	CV LEGONG BALI	12-Mar	04.0-S-00504-2025	Taiwan	KEELUNG (CHILUNG)	PUTRA BALI SHRIMPS CRACKERS BIG WHITE	600.00	45,600,000
3571	PT. ALTER TRADE INDONESIA	12-Mar	04.0-S-00469-2025	Japan	TOKYO	FROZEN EBI FRY	957.60	242,677,456
3572	PT WINAROS KAWULA BAHARI	12-Mar	04.0-S-00462-2025	Hong Kong	HONG KONG	White Vannamei Nobashi Ebi	11,520.00	239,448,000
3573	PT WINAROS KAWULA BAHARI	12-Mar	04.0-S-00468-2025	Hong Kong	HONG KONG	White Vannamei Sushi Ebi Without Tail	4,500.00	94,772,250
3574	PT. SURYA ALAM TUNGGAL	12-Mar	04.0-S-00459-2025	Canada	MONTREAL	RAW & PEELED VANNAMEI	15,422.30	2,049,546,559
3575	PT. ANEKA TUNA INDONESIA	12-Mar	04.0-S-00477-2025	Japan	NAGOYA, AICHI	CANNED TUNA	5,322.24	514,165,640
3576	PT. ANEKA TUNA INDONESIA	12-Mar	04.0-S-00477-2025	Japan	NAGOYA, AICHI	CANNED TUNA	4,354.56	388,222,088
3577	PT. ANEKA TUNA INDONESIA	12-Mar	04.0-S-00475-2025	Japan	YOKOHAMA	CANNED TUNA	3,386.88	327,196,316
3578	PT. ANEKA TUNA INDONESIA	12-Mar	04.0-S-00475-2025	Japan	YOKOHAMA	CANNED TUNA	6,289.92	560,375,263
3579	PT. ANEKA TUNA INDONESIA	12-Mar	04.0-S-00480-2025	Japan	NAHA, OKINAWA	CANNED TUNA	5,241.60	542,411,251
3580	PT. ANEKA TUNA INDONESIA	12-Mar	04.0-S-00480-2025	Japan	NAHA, OKINAWA	CANNED TUNA	5,241.60	504,268,128
3581	PT. ANEKA TUNA INDONESIA	12-Mar	04.0-S-00479-2025	Japan	OSAKA	CANNED TUNA	3,010.56	290,166,804
3582	PT. ANEKA TUNA INDONESIA	12-Mar	04.0-S-00479-2025	Japan	OSAKA	CANNED TUNA	12,472.32	1,109,175,890
3583	PT. ANEKA TUNA INDONESIA	12-Mar	04.0-S-00481-2025	Japan	OSAKA	POUCHED TUNA	1,036.80	103,103,539
3584	PT. ANEKA TUNA INDONESIA	12-Mar	04.0-S-00481-2025	Japan	OSAKA	POUCHED TUNA	345.60	31,703,962
3585	PT. ANEKA TUNA INDONESIA	12-Mar	04.0-S-00483-2025	Japan	YOKOHAMA	CANNED TUNA	6,881.28	665,082,593
3586	PT. ANEKA TUNA INDONESIA	12-Mar	04.0-S-00483-2025	Japan	YOKOHAMA	CANNED TUNA	12,042.24	1,067,460,280
3587	PT. ANEKA TUNA INDONESIA	12-Mar	04.0-S-00484-2025	Japan	YOKOHAMA	POUCHED TUNA	5,529.60	547,723,469
3588	PT. ANEKA TUNA INDONESIA	12-Mar	04.0-S-00486-2025	Japan	OSAKA	CANNED TUNA	3,870.72	374,108,959
3589	PT. ANEKA TUNA INDONESIA	12-Mar	04.0-S-00486-2025	Japan	OSAKA	CANNED TUNA	860.16	76,300,493
3590	PT. ANEKA TUNA INDONESIA	12-Mar	04.0-S-00487-2025	Japan	OSAKA	POUCHED TUNA	2,419.20	239,495,962
3591	PT. ANEKA TUNA INDONESIA	12-Mar	04.0-S-00487-2025	Japan	OSAKA	POUCHED TUNA	691.20	63,599,386
3592	PT. SURYA ALAM TUNGGAL	12-Mar	04.0-S-00460-2025	Japan	TOKYO	Raw Peeled White Vannamei	15,000.00	1,885,305,000
3593	PT WINAROS KAWULA BAHARI	12-Mar	04.0-S-00470-2025	Japan	HAKATA	White Vannamei Nobashi Ebi	13,790.00	222,111,400
3594	PT WINAROS KAWULA BAHARI	12-Mar	04.0-S-00470-2025	Japan	HAKATA	White Raw Vannamei Frozen Shrimp	2,000.00	22,301,200
3595	PT. SURYA ALAM TUNGGAL	12-Mar	04.0-S-00461-2025	United States	WORCESTER	Raw HL EZP Black Tiger	11,974.96	4,800,677,639
3596	PT. SURYA ALAM TUNGGAL	12-Mar	04.0-S-00461-2025	United States	WORCESTER	Raw Peeled Black Tiger	3,900.94	892,511,666
3597	PT. ANEKA TUNA INDONESIA	12-Mar	04.0-S-00478-2025	Japan	NAGOYA, AICHI	CANNED TUNA	1,290.24	124,357,202
3598	PT. ANEKA TUNA INDONESIA	12-Mar	04.0-S-00478-2025	Japan	NAGOYA, AICHI	CANNED TUNA	14,622.72	1,302,767,370
3599	PT. ANEKA TUNA INDONESIA	12-Mar	04.0-S-00476-2025	Japan	NAGOYA, AICHI	POUCHED TUNA	691.20	67,919,386
3600	PT. ANEKA TUNA INDONESIA	12-Mar	04.0-S-00476-2025	Japan	NAGOYA, AICHI	POUCHED TUNA	345.60	31,703,962
3601	PT. ANEKA TUNA INDONESIA	12-Mar	04.0-S-00482-2025	Japan	NAGOYA, AICHI	CANNED TUNA	860.16	83,135,324
3602	PT. ANEKA TUNA INDONESIA	12-Mar	04.0-S-00482-2025	Japan	NAGOYA, AICHI	CANNED TUNA	6,881.28	613,569,331
3603	PT. ANEKA TUNA INDONESIA	12-Mar	04.0-S-00485-2025	Japan	NAGOYA, AICHI	POUCHED TUNA	691.20	68,879,462
3604	PT. SURYA ALAM TUNGGAL	12-Mar	04.0-S-00464-2025	Canada	MONTREAL	Raw Peeled Black Tiger	12,201.76	3,061,445,988
3605	PT. SURYA ALAM TUNGGAL	12-Mar	04.0-S-00464-2025	Canada	MONTREAL	RAW HEADLESS BLACK TIGER	6,577.16	1,843,775,263

No.	NAMA UPI	TERBIT HC	NO. HC MUTU	NEGARA TUJUAN	PEL. TUJUAN	NAMA PRODUK	VOLUME (KG)	NILAI (RP)
3606	PT. Karya Manunggal Prima Sukses	12-Mar	04.0-S-00473-2025	Taiwan	KAOHSIUNG	FROZEN COOKED JINBAO SNAIL MEAT	22,080.00	833,873,280
3607	PT. ALTER TRADE INDONESIA	12-Mar	04.0-S-00463-2025	Japan	TOKYO	SEAFOOD MIX IQF	900.00	195,388,992
3608	PT WINAROS KAWULA BAHARI	12-Mar	04.0-S-00466-2025	United States	LOS ANGELES	White Vannamei Nobashi Ebi	10,692.00	1,787,884,164
3609	PT. SURYA ADIKUMALA ABADI	12-Mar	04.0-S-00474-2025	Puerto Rico	SAN JUAN	COOKED & PEELED VANNAMEI	15,972.29	2,611,469,415
3610	CV. JAVA FISH	12-Mar	04.0-S-00465-2025	Singapore	SINGAPORE	BARRAMUNDI SKIN ON	105.00	3,150,000
3611	CV. JAVA FISH	12-Mar	04.0-S-00465-2025	Singapore	SINGAPORE	FLATFISH	70.00	1,750,000
3612	CV. JAVA FISH	12-Mar	04.0-S-00465-2025	Singapore	SINGAPORE	Goldband Snapper	700.00	28,000,000
3613	CV. JAVA FISH	12-Mar	04.0-S-00465-2025	Singapore	SINGAPORE	GOLDEN SNAPPER	175.00	5,250,000
3614	CV. JAVA FISH	12-Mar	04.0-S-00465-2025	Singapore	SINGAPORE	GROUPEL	1,750.00	61,250,000
3615	CV. JAVA FISH	12-Mar	04.0-S-00465-2025	Singapore	SINGAPORE	RED SNAPPER	70.00	3,150,000
3616	CV. JAVA FISH	12-Mar	04.0-S-00465-2025	Singapore	SINGAPORE	SAND WHITING FISH	1,050.00	26,250,000
3617	CV. JAVA FISH	12-Mar	04.0-S-00465-2025	Singapore	SINGAPORE	SILVER POMFRET	2,800.00	154,000,000
3618	CV. JAVA FISH	12-Mar	04.0-S-00465-2025	Singapore	SINGAPORE	THREADFIN BLUE	2,415.00	84,525,000
3619	CV. JAVA FISH	12-Mar	04.0-S-00465-2025	Singapore	SINGAPORE	FRESH LEATHER JACKET FISH	70.00	2,450,000
3620	CV. JAVA FISH	12-Mar	04.0-S-00467-2025	Singapore	SINGAPORE	Hairtail	1,025.00	46,125,000
3621	CV. JAVA FISH	12-Mar	04.0-S-00467-2025	Singapore	SINGAPORE	TENGGIRI	1,500.00	60,000,000
3622	CV. JAVA FISH	12-Mar	04.0-S-00471-2025	Singapore	SINGAPORE	FRESH WHITE SHRIMP	3,180.00	159,000,000
3623	CV. JAVA FISH	12-Mar	04.0-S-00471-2025	Singapore	SINGAPORE	SLIPPER LOBSTER	100.00	6,000,000
3624	PT. SEKAR LAUT, TBK.	12-Mar	04.0-S-00492-2025	Taiwan	TAIPEI	ULEG SAMBAL TERI (SACHET 15GR)	450.00	33,560,538
3625	PT. SEKAR LAUT, TBK.	12-Mar	04.0-S-00488-2025	Taiwan	TAIPEI	FINNA NUSANTARA	1,140.00	70,532,900
3626	PT. SEKAR LAUT, TBK.	12-Mar	04.0-S-00491-2025	Taiwan	TAIPEI	ULEG SAMBAL TERASI (SACHET 18GR)	2,025.00	125,851,725
3627	PT. SEKAR LAUT, TBK.	12-Mar	04.0-S-00494-2025	Korea (South)	BUSAN (EX PUSAN)	SHRIMP CRACKERS	13,940.00	590,874,780
3628	PT. ANEKA TUNA INDONESIA	12-Mar	04.0-S-00496-2025	Japan	NARITA APT/TOKYO	SAMPLE OF FISH EXTRACT SJ / KATSUO	0.20	960
3629	PT. ANEKA TUNA INDONESIA	12-Mar	04.0-S-00496-2025	Japan	NARITA APT/TOKYO	SAMPLE OF FISH EXTRACT YF	0.40	3,840
3630	PT. ANEKA TUNA INDONESIA	12-Mar	04.0-S-00498-2025	Japan	NAGOYA, AICHI	SAMPLE OF FISH EXTRACT SJ / KATSUO	0.10	240
3631	PT. ANEKA TUNA INDONESIA	12-Mar	04.0-S-00498-2025	Japan	NAGOYA, AICHI	SAMPLE OF FISH EXTRACT YF	0.20	960
3632	PT. ISTANA CIPTA SEMBADA	12-Mar	04.0-S-00489-2025	Japan	TOKYO	RAW PEELED VANNAMEI	18,360.00	2,274,748,920
3633	PT. ISTANA CIPTA SEMBADA	12-Mar	04.0-S-00490-2025	Japan	TOKYO	RAW PEELED VANNAMEI	6,862.80	998,434,458
3634	CV. MARINA SEJAHTERA	12-Mar	04.0-S-00493-2025	Taiwan	TAIPEI	FRESH SPANISH MACKERELS	500.00	43,500,000
3635	PT. ALTER TRADE INDONESIA	12-Mar	04.0-S-00495-2025	Japan	TOKYO	FROZEN SHRIMP	12,919.40	4,822,714,880
3636	PT Sekar Bumi Tbk	12-Mar	04.0-S-00501-2025	Puerto Rico	SAN JUAN	VANNAMEI RAW PD TAIL ON/OFF IQF SHRIMP	16,329.60	2,203,882,080
3637	PT Sekar Bumi Tbk	12-Mar	04.0-S-00502-2025	Puerto Rico	SAN JUAN	VANNAMEI RAW PDTO IQF	16,329.60	2,379,482,190
3638	PT. SEKAR KATOKICHI	13-Mar	04.0-S-00518-2025	Japan	KOBE	Frozen Breaded Shrimp	8,632.27	1,128,617,509
3639	PT. Keong Nusantara Abadi	13-Mar	04.0-S-00520-2025	Thailand	BANGKOK	CANNED SNAIL MEAT	950.40	95,703,379
3640	CV. PESONA MANDIRI	13-Mar	04.0-S-00542-2025	China	FUZHOU	FROZEN THREADFIN FISH	13,787.70	439,586,336
3641	CV. PESONA MANDIRI	13-Mar	04.0-S-00542-2025	China	FUZHOU	FROZEN FRYPAN BREAM FISH	1,750.00	65,808,752
3642	CV. PESONA MANDIRI	13-Mar	04.0-S-00542-2025	China	FUZHOU	FROZEN MALABAR SNAPPER	8,299.20	480,756,224
3643	CV. PESONA MANDIRI	13-Mar	04.0-S-00542-2025	China	FUZHOU	FROZEN SWEETLIPS FISH	1,644.00	75,262,320

No.	NAMA UPI	TERBIT HC	NO. HC MUTU	NEGARA TUJUAN	PEL. TUJUAN	NAMA PRODUK	VOLUME (KG)	NILAI (RP)
3644	PT WINAROS KAWULA BAHARI	13-Mar	04.0-S-00511-2025	United States	NEW YORK	White Raw Vannamei Frozen Shrimp Breaded Round Tai	13,335.75	1,255,907,592
3645	PT. TRI MITRA MAKMUR	13-Mar	04.0-S-00545-2025	United States	NEW YORK	FROZEN RAW PINK SALMON FISH PORTION CUT	15,436.00	1,065,900,032
3646	PT WINAROS KAWULA BAHARI	13-Mar	04.0-S-00515-2025	Japan	KOBE,	White Raw Vannamei Frozen Shrimp	15,000.00	172,515,000
3647	PT. ANEKA TUNA INDONESIA	13-Mar	04.0-S-00521-2025	Japan	HAKATA/FUKUOKA	CANNED TUNA	860.16	83,135,324
3648	PT. ANEKA TUNA INDONESIA	13-Mar	04.0-S-00521-2025	Japan	HAKATA/FUKUOKA	CANNED TUNA	8,171.52	728,711,639
3649	PT. ANEKA TUNA INDONESIA	13-Mar	04.0-S-00523-2025	Japan	HAKATA/FUKUOKA	POUCHED TUNA	4,838.40	471,860,122
3650	PT. ANEKA TUNA INDONESIA	13-Mar	04.0-S-00523-2025	Japan	HAKATA/FUKUOKA	POUCHED TUNA	1,728.00	158,998,464
3651	PT. ANEKA TUNA INDONESIA	13-Mar	04.0-S-00525-2025	Japan	SHIMIZU	CANNED TUNA	8,171.52	728,883,241
3652	PT. ANEKA TUNA INDONESIA	13-Mar	04.0-S-00526-2025	Japan	SHIMIZU	POUCHED TUNA	345.60	33,647,962
3653	PT WINAROS KAWULA BAHARI	13-Mar	04.0-S-00506-2025	Japan	TOKYO	White Raw Vannamei Frozen Shrimp	17,540.00	204,888,248
3654	PT WINAROS KAWULA BAHARI	13-Mar	04.0-S-00524-2025	Japan	TOKYO	White Cooked Vannamei Frozen Shrimp	370.00	145,405
3655	PT. ANEKA TUNA INDONESIA	13-Mar	04.0-S-00528-2025	Libya	MISURATA	CANNED TUNA	34,560.00	2,404,788,480
3656	PT. ISTANA CIPTA SEMBADA	13-Mar	04.0-S-00529-2025	Japan	NARITA APT/TOKYO	Frozen Octopus	18.00	295,722
3657	PT. MAJU BERSAMA KARIB	13-Mar	04.0-S-00522-2025	United States	MIAMI	PASTEURIZED BLUE CRABMEAT	2,520.20	614,861,696
3658	PT. PHILLIPS SEAFOODS INDONESIA	13-Mar	04.0-S-00510-2025	United States	BALTIMORE	FROZEN VALUE ADDED SQUID	12,704.00	1,984,186,944
3659	PT. BUMI MENARA INTERNUSA DAMPIT	13-Mar	04.0-S-00508-2025	Canada	MONTREAL	FROZEN RAW SHRIMP	15,436.00	1,849,587,828
3660	PT. GRAHAMAKMUR CIPTAPRATAMA	13-Mar	04.0-S-00507-2025	United States	NEW YORK	FROZEN RAW VANNAMEI PEELED DEVEINED TAIL ON	15,663.00	2,460,469,344
3661	PT. BUMI MENARA INTERNUSA DAMPIT	13-Mar	04.0-S-00513-2025	United States	SAVANNAH,US	FROZEN SHRIMP	15,052.82	1,740,015,675
3662	CV. PESONA MANDIRI	13-Mar	04.0-S-00516-2025	China	XIAMEN	FROZEN SQUID	27,181.40	1,795,491,456
3663	PT. ANEKA TUNA INDONESIA	13-Mar	04.0-S-00533-2025	Japan	SHIMIZU	CANNED TUNA	14,165.76	1,271,490,286
3664	CV. PESONA MANDIRI	13-Mar	04.0-S-00512-2025	China	MAWEI	FROZEN SQUID	27,445.40	1,848,761,344
3665	CV. JAVA FISH	13-Mar	04.0-S-00505-2025	Hong Kong	HONG KONG	IKAN SWANGI	1,500.00	37,500,000
3666	CV. JAVA FISH	13-Mar	04.0-S-00505-2025	Hong Kong	HONG KONG	THREADFIN BLUE	700.00	24,500,000
3667	CV. JAVA FISH	13-Mar	04.0-S-00505-2025	Hong Kong	HONG KONG	SILVER POMFRET	600.00	33,000,000
3668	CV. JAVA FISH	13-Mar	04.0-S-00505-2025	Hong Kong	HONG KONG	RED SNAPPER	50.00	2,250,000
3669	CV. JAVA FISH	13-Mar	04.0-S-00505-2025	Hong Kong	HONG KONG	SAND WHITING FISH	250.00	6,250,000
3670	CV. JAVA FISH	13-Mar	04.0-S-00505-2025	Hong Kong	HONG KONG	GROUPEL	125.00	4,375,000
3671	CV. JAVA FISH	13-Mar	04.0-S-00505-2025	Hong Kong	HONG KONG	BARRAMUNDI SKIN ON	300.00	9,000,000
3672	CV. JAVA FISH	13-Mar	04.0-S-00509-2025	Hong Kong	HONG KONG	Hairtail	820.00	36,900,000
3673	CV. JAVA FISH	13-Mar	04.0-S-00509-2025	Hong Kong	HONG KONG	TENGGIRI	250.00	10,000,000
3674	CV. JAVA FISH	13-Mar	04.0-S-00514-2025	Hong Kong	HONG KONG	FRESH WHITE SHRIMP	700.00	35,000,000
3675	CV. JAVA FISH	13-Mar	04.0-S-00514-2025	Hong Kong	HONG KONG	FRESH TIGER SHRIMP	60.00	3,000,000
3676	CV. JAVA FISH	13-Mar	04.0-S-00514-2025	Hong Kong	HONG KONG	FRESH DOGOL SHRIMP	60.00	3,000,000
3677	CV. JAVA FISH	13-Mar	04.0-S-00514-2025	Hong Kong	HONG KONG	FRESH FLOWER SHRIMP	60.00	3,000,000
3678	PT. SURYA ADIKUMALA ABADI	13-Mar	04.0-S-00531-2025	United States	MIAMI	Cooked Peeled Vannamei	16,329.49	2,943,112,971
3679	PT. SURYA ADIKUMALA ABADI	13-Mar	04.0-S-00532-2025	Puerto Rico	SAN JUAN	Cooked Peeled Vannamei	16,329.49	2,457,212,667

No.	NAMA UPI	TERBIT HC	NO. HC MUTU	NEGARA TUJUAN	PEL. TUJUAN	NAMA PRODUK	VOLUME (KG)	NILAI (RP)
3680	PT. SEKAR LAUT, TBK.	13-Mar	04.0-S-00527-2025	Korea (South)	BUSAN (EX PUSAN)	SHRIMP CRACKERS	61,968.00	2,734,276,032
3681	PT. INTI LUHUR FUJA ABADI	13-Mar	04.0-S-00551-2025	China	FUZHOU	FROZEN THREADFIN FISH	27,722.20	751,777,216
3682	PT. REX CANNING	13-Mar	04.0-S-00530-2025	Italy	CASELLA/GENOVA	CANNED CRABMEAT IN BRINE	7,752.00	1,278,645,888
3683	PT. ANEKA TUNA INDONESIA	13-Mar	04.0-S-00541-2025	Japan	TOKYO	FISH EXTRACT SJ	8,160.00	276,787,008
3684	PT. ANEKA TUNA INDONESIA	13-Mar	04.0-S-00541-2025	Japan	TOKYO	FISH EXTRACT YF	8,640.00	293,068,800
3685	PT. INTI LUHUR FUJA ABADI	13-Mar	04.0-S-00553-2025	China	FUZHOU	FROZEN PAMPANO FISH	7,703.80	114,062,456
3686	PT. INTI LUHUR FUJA ABADI	13-Mar	04.0-S-00553-2025	China	FUZHOU	FROZEN THREADFIN FISH	9,525.50	277,357,568
3687	PT. INTI LUHUR FUJA ABADI	13-Mar	04.0-S-00553-2025	China	FUZHOU	FROZEN CROAKER FISH	8,317.90	461,495,136
3688	PT. SEKAR KATOKICHI	13-Mar	04.0-S-00536-2025	United States	HOUSTON	Raw Breaded Aligned Butterfly Tail On Vannamei Shr	15,526.80	1,770,645,218
3689	CV. MARINA SEJAHTERA	13-Mar	04.0-S-00535-2025	China	XIAMEN	FRESH POMFRET FISH	300.00	14,100,000
3690	PT. INTI LUHUR FUJA ABADI	13-Mar	04.0-S-00552-2025	China	FUZHOU	FROZEN RIBBON FISH GRADE B	1,247.60	30,329,156
3691	PT Sekar Bumi Tbk	13-Mar	04.0-S-00561-2025	United States	LOS ANGELES	FROZEN VANNAMEI COOKED PD TAIL ON IQF SHRIMP	15,422.40	2,342,026,880
3692	PT. TRI MITRA MAKMUR	13-Mar	04.0-S-00547-2025	Japan	TOKYO	FROZEN COOKED SHRIMP	8,154.30	1,330,889,984
3693	PT. AMARTA CARRAGEENAN INDONESIA	13-Mar	04.0-S-00544-2025	Vietnam	HO CHI MINH CITY	SRC (CARRAGEENAN KAPPA)	5.00	180,000
3694	PT. TRI MITRA MAKMUR	13-Mar	04.0-S-00546-2025	Japan	TOKYO,	FROZEN RAW SHRIMP	1,379.00	179,744,992
3695	PT Sekar Bumi Tbk	13-Mar	04.0-S-00560-2025	United States	NEW YORK	VANNAMEI RAW EZ PEEL IQF SHRIMP	15,876.00	2,084,202,720
3696	PT. INTI LUHUR FUJA ABADI	13-Mar	04.0-S-00554-2025	China	FUZHOU	FROZEN THREADFIN FISH	27,901.90	780,580,224
3697	PT. GRAHAMAKMUR CIPTAPRATAMA	13-Mar	04.0-S-00543-2025	United States	LOS ANGELES	FROZEN RAW VANNAMEI PEELED DEVEINED TAIL ON	15,436.00	2,229,714,764
3698	PT. INTI LUHUR FUJA ABADI	13-Mar	04.0-S-00550-2025	China	FUZHOU	FROZEN THREADFIN FISH	27,257.90	743,845,056
3699	PT. SAMUDRA KENCANA MINA	13-Mar	04.0-S-00548-2025	Vietnam	HO CHI MINH CITY	FROZEN WHOLE ROUND SQUID	26,002.90	1,419,758,340
3700	PT Sekar Bumi Tbk	13-Mar	04.0-S-00559-2025	United States	CHICAGO	FROZEN VANNAMEI COOKED PD TAIL ON IQF SHRIMP	15,649.20	3,604,926,720
3701	PT. INTI LUHUR FUJA ABADI	13-Mar	04.0-S-00556-2025	China	FUZHOU	FROZEN PAMPANO FISH	13,958.80	206,673,984
3702	PT. INTI LUHUR FUJA ABADI	13-Mar	04.0-S-00556-2025	China	FUZHOU	FROZEN CROAKER FISH	2,655.30	124,090,936
3703	PT. INTI LUHUR FUJA ABADI	13-Mar	04.0-S-00556-2025	China	FUZHOU	FROZEN THREADFIN FISH	10,061.43	324,943,936
3704	PT Sekar Bumi Tbk	13-Mar	04.0-S-00555-2025	United Kingdom (GB)	FELIXSTOWE	BLACK PINK COOKED CP BLOCK	9,900.00	1,317,920
3705	PT. INTI LUHUR FUJA ABADI	13-Mar	04.0-S-00557-2025	China	FUZHOU	FROZEN RIBBON FISH GRADE B	722.10	17,554,262
3706	PT. ANEKA TUNA INDONESIA	13-Mar	04.0-S-00549-2025	Japan	TOKYO,	FISH EXTRACT SJ	8,160.00	276,787,200
3707	PT. ANEKA TUNA INDONESIA	13-Mar	04.0-S-00549-2025	Japan	TOKYO,	FISH EXTRACT YF	8,640.00	293,068,992
3708	PT. INTI LUHUR FUJA ABADI	13-Mar	04.0-S-00558-2025	China	FUZHOU	FROZEN SQUID	27,862.10	1,465,972,608
3709	PT. NISON INDONESIA	13-Mar	04.0-S-00539-2025	Uganda	MOMBASA	Canned Sardines	20,000.00	138,569,600
3710	PT. NISON INDONESIA	13-Mar	04.0-S-00540-2025	Congo, Democratic Republic	DAR ES SALAAM	Canned Sardines	20,000.00	140,672,000
3711	PT. INTI LAUTAN FAJAR ABADI	14-Mar	04.0-S-00629-2025	United States	LOS ANGELES	Frozen Snapper WGGs	3,178.00	508,829,580
3712	PT. INTI LAUTAN FAJAR ABADI	14-Mar	04.0-S-00629-2025	United States	LOS ANGELES	SNAPPER	3,995.20	639,671,472
3713	PT. INTI LAUTAN FAJAR ABADI	14-Mar	04.0-S-00630-2025	United States	LOS ANGELES	SWORDFISH	3,550.28	607,846,989
3714	PT. INTI LAUTAN FAJAR ABADI	14-Mar	04.0-S-00631-2025	United States	LOS ANGELES	MAHI-MAHI	2,360.80	36,240,641
3715	PT. INTI LAUTAN FAJAR ABADI	14-Mar	04.0-S-00618-2025	United States	LOS ANGELES	WAHOO	4,540.00	815,592,840
3716	PT. INDONESIA LIFA ALGAE KARAGINAN INTERNATIONAL	14-Mar	04.0-S-00620-2025	Japan	YOKOHAMA	Semi Refined Carrageenan	4,000.00	409,324,000

No.	NAMA UPI	TERBIT HC	NO. HC MUTU	NEGARA TUJUAN	PEL. TUJUAN	NAMA PRODUK	VOLUME (KG)	NILAI (RP)
3717	PT BAHARI SEJAHTERA PERTIWI	14-Mar	04.0-S-00616-2025	China	NANSHA NEW PT	FROZEN SEA BREAM FISH	12,897.00	342,745,152
3718	PT. SARI LAUT JAYA FOOD PRODUCTS	14-Mar	04.0-S-00594-2025	Tanzania	DAR ES SALAAM	CANNED SARDINES IN VEGETABLE OIL	80,000.00	3,368,960,000
3719	UD. PIALA	14-Mar	04.0-S-00571-2025	Japan	TOKYO	FROZEN SHRIMP	11,880.00	2,092,140,032
3720	PT. ANEKA TUNA INDONESIA	14-Mar	04.0-S-00595-2025	Australia	MELBOURNE	CANNED TUNA	26,203.20	2,857,039,709
3721	PT. ANEKA TUNA INDONESIA	14-Mar	04.0-S-00595-2025	Australia	MELBOURNE	SAMPLE OF CANNED TUNA	1.97	108,458
3722	CV. TIRTA SURYA SRI REJEKI	14-Mar	04.0-S-00602-2025	China	GUANGZHOU	Dried Pufferfish Maws	150.90	196,924,000
3723	PT BAHARI SEJAHTERA PERTIWI	14-Mar	04.0-S-00603-2025	China	NANSHA NEW PT	Frozen Mackerel Fish	10,816.80	773,769,920
3724	PT BAHARI SEJAHTERA PERTIWI	14-Mar	04.0-S-00596-2025	China	NANSHA NEW PT	FROZEN ORANGE GOATFISH	10,278.00	261,317,328
3725	PT BAHARI SEJAHTERA PERTIWI	14-Mar	04.0-S-00623-2025	China	NANSHA NEW PT	Frozen Mackerel Fish	13,233.30	919,484,608
3726	PT BAHARI SEJAHTERA PERTIWI	14-Mar	04.0-S-00614-2025	China	NANSHA NEW PT	FROZEN BIGEYE FISH	21,330.00	638,553,280
3727	PT BAHARI SEJAHTERA PERTIWI	14-Mar	04.0-S-00614-2025	China	NANSHA NEW PT	FROZEN FOURFINGER THREADFIN FISH	2,355.30	744,477,120
3728	PT BAHARI SEJAHTERA PERTIWI	14-Mar	04.0-S-00611-2025	China	NANSHA NEW PT	FROZEN BIGEYE FISH	23,400.00	623,662,656
3729	PT WINAROS KAWULA BAHARI	14-Mar	04.0-S-00570-2025	Japan	TOKYO	White Vannamei Sushi Ebi Without Tail	9,087.20	359,257,509
3730	PT. ANEKA TUNA INDONESIA	14-Mar	04.0-S-00619-2025	Saudi Arabia	AD DAMMAM	CANNED TUNA	34,790.40	2,564,226,432
3731	PT. ANEKA TUNA INDONESIA	14-Mar	04.0-S-00604-2025	Saudi Arabia	AD DAMMAM	CANNED TUNA	58,262.40	2,778,126,019
3732	PT. ANEKA TUNA INDONESIA	14-Mar	04.0-S-00613-2025	Saudi Arabia	AD DAMMAM	CANNED TUNA	38,476.80	2,171,476,685
3733	CV. JAVA FISH	14-Mar	04.0-S-00568-2025	Singapore	SINGAPORE	BARRAMUNDI SKIN ON	105.00	3,150,000
3734	CV. JAVA FISH	14-Mar	04.0-S-00568-2025	Singapore	SINGAPORE	FLATFISH	70.00	1,750,000
3735	CV. JAVA FISH	14-Mar	04.0-S-00568-2025	Singapore	SINGAPORE	Goldband Snapper	700.00	28,000,000
3736	CV. JAVA FISH	14-Mar	04.0-S-00568-2025	Singapore	SINGAPORE	GOLDEN SNAPPER	175.00	5,250,000
3737	CV. JAVA FISH	14-Mar	04.0-S-00568-2025	Singapore	SINGAPORE	GROUPER	1,750.00	61,250,000
3738	CV. JAVA FISH	14-Mar	04.0-S-00568-2025	Singapore	SINGAPORE	RED SNAPPER	70.00	3,150,000
3739	CV. JAVA FISH	14-Mar	04.0-S-00568-2025	Singapore	SINGAPORE	SAND WHITING FISH	1,050.00	26,250,000
3740	CV. JAVA FISH	14-Mar	04.0-S-00568-2025	Singapore	SINGAPORE	SILVER POMFRET	2,800.00	154,000,000
3741	CV. JAVA FISH	14-Mar	04.0-S-00568-2025	Singapore	SINGAPORE	THREADFIN BLUE	2,205.00	77,175,000
3742	CV. JAVA FISH	14-Mar	04.0-S-00568-2025	Singapore	SINGAPORE	FRESH LEATHER JACKET FISH	70.00	2,450,000
3743	PT. ANEKA TUNA INDONESIA	14-Mar	04.0-S-00641-2025	Saudi Arabia	AD DAMMAM	CANNED TUNA	9,216.00	755,278,848
3744	PT. ANEKA TUNA INDONESIA	14-Mar	04.0-S-00641-2025	Saudi Arabia	AD DAMMAM	CANNED TUNA	29,570.40	2,499,970,327
3745	CV. JAVA FISH	14-Mar	04.0-S-00574-2025	Singapore	SINGAPORE	Hairtail	1,175.00	52,875,000
3746	CV. JAVA FISH	14-Mar	04.0-S-00574-2025	Singapore	SINGAPORE	TENGGIRI	1,500.00	60,000,000
3747	CV. JAVA FISH	14-Mar	04.0-S-00582-2025	Singapore	SINGAPORE	FRESH WHITE SHRIMP	3,320.00	166,000,000
3748	CV. JAVA FISH	14-Mar	04.0-S-00582-2025	Singapore	SINGAPORE	SLIPPER LOBSTER	100.00	6,000,000
3749	CV. JAVA FISH	14-Mar	04.0-S-00580-2025	Singapore	SINGAPORE	Hairtail	900.00	40,500,000
3750	CV. JAVA FISH	14-Mar	04.0-S-00580-2025	Singapore	SINGAPORE	TENGGIRI	1,500.00	60,000,000
3751	CV. JAVA FISH	14-Mar	04.0-S-00600-2025	Singapore	SINGAPORE	FRESH WHITE SHRIMP	3,160.00	158,000,000
3752	CV. JAVA FISH	14-Mar	04.0-S-00600-2025	Singapore	SINGAPORE	SLIPPER LOBSTER	100.00	6,000,000
3753	PT.KARYA KENCANA SUMBER SARI	14-Mar	04.0-S-00586-2025	Netherlands	ROTTERDAM	KERUPUK UDANG	16,600.00	990,688,000
3754	PT WINAROS KAWULA BAHARI	14-Mar	04.0-S-00572-2025	Japan	TOKYO	White Vannamei Ebi Fry	1,906.20	38,000,489
3755	PT. MAJU BERSAMA KARIB	14-Mar	04.0-S-00562-2025	United States	BOSTON	PASTEURIZED CRAB MEAT WILD CAUGHT	16,329.60	6,877,253,120
3756	PT WINAROS KAWULA BAHARI	14-Mar	04.0-S-00573-2025	Japan	TOKYO	White Vannamei Nobashi Ebi	9,133.78	23,987,544

No.	NAMA UPI	TERBIT HC	NO. HC MUTU	NEGARA TUJUAN	PEL. TUJUAN	NAMA PRODUK	VOLUME (KG)	NILAI (RP)
3757	PT WINAROS KAWULA BAHARI	14-Mar	04.0-S-00573-2025	Japan	TOKYO	White Raw Vannamei Frozen Shrimp	3,384.00	54,145,630
3758	PT. SEKAR LAUT, TBK.	14-Mar	04.0-S-00592-2025	Singapore	SINGAPORE	SHRIMP CHILI PASTE	680.76	41,853,806
3759	PT. SEKAR LAUT, TBK.	14-Mar	04.0-S-00599-2025	Korea (South)	BUSAN (EX PUSAN)	SHRIMP CRACKERS	38,730.00	1,835,066,130
3760	PT. SEKAR KATOKICHI	14-Mar	04.0-S-00589-2025	Japan	KOBE	Frozen Breaded Shrimp	8,765.03	1,103,385,802
3761	PT. SAMUDRA SEAFOOD PRODUCTS	14-Mar	04.0-S-00563-2025	United States	NORFOLK	IQF RAW PEELED DEVEINED TAIL ON WHITE SHRIMP	15,436.00	3,000,573,168
3762	PT LAUTINDO SYNERGY SEJAHTERA	14-Mar	04.0-S-00579-2025	Thailand	LAT KRABANG	FROZEN PRECOOKED SKIPJACK TUNA LOINS	44,480.00	2,946,355,200
3763	PT LAUTINDO SYNERGY SEJAHTERA	14-Mar	04.0-S-00579-2025	Thailand	LAT KRABANG	FROZEN PRECOOKED SKIPJACK TUNA SHREDDED	4,960.00	328,550,400
3764	PT. SOUTHERN MARINE PRODUCTS	14-Mar	04.0-S-00577-2025	Singapore	SINGAPORE CONTAINER TERMINAL	FROZEN FISH PASTE	20,000.00	1,000,000,000
3765	PT LAUTINDO SYNERGY SEJAHTERA	14-Mar	04.0-S-00576-2025	Thailand	LAT KRABANG	FROZEN PRECOOKED SKIPJACK TUNA LOINS	44,480.00	2,946,355,200
3766	PT LAUTINDO SYNERGY SEJAHTERA	14-Mar	04.0-S-00576-2025	Thailand	LAT KRABANG	FROZEN PRECOOKED SKIPJACK TUNA SHREDDED	4,960.00	328,550,400
3767	PT. BUMI MENARA INTERNUSA DAMPIT	14-Mar	04.0-S-00569-2025	Germany	FRANKFURT/MAIN	FROZEN RAW SHRIMP	11.34	170,100
3768	CV. MARINA SEJAHTERA	14-Mar	04.0-S-00585-2025	Vietnam	HO CHI MINH CITY	FROZEN WHOLE ROUND CUTTLFISH	11,232.00	634,236,544
3769	PT. GEMA ISTA RAYA	14-Mar	04.0-S-00587-2025	Equatorial Guinea	MALABO	Canned Sardines	20,000.00	655,200,000
3770	PT. PASIFIK HARVEST INDONESIA	14-Mar	04.0-S-00609-2025	Cameroon	DOUALA	CANNED SARDINES	81,000.00	3,436,749,000
3771	CV. MARINA SEJAHTERA	14-Mar	04.0-S-00590-2025	China	XIAMEN	FRESH BELT FISH	3,000.00	141,000,000
3772	PT Sekar Bumi Tbk	14-Mar	04.0-S-00628-2025	United States	LOS ANGELES	VANNAMEI RAW PD TAIL ON/OFF IQF SHRIMP	15,876.00	2,345,786,880
3773	PT. WINDUBLAMBANGAN SEJATI	14-Mar	04.0-S-00622-2025	Italy	LIVORNO	FROZEN RAW OCTOPUS	16,627.50	1,298,448,000
3774	PT. PANCA MITRA MULTIPERDANA	14-Mar	04.0-S-00617-2025	United States	LOS ANGELES	Frozen Cooked Shrimp	7,082.40	1,006,200,000
3775	CV. MARINA SEJAHTERA	14-Mar	04.0-S-00598-2025	China	XIAMEN	FRESH POMFRET FISH	300.00	14,100,000
3776	PT. WINDUBLAMBANGAN SEJATI	14-Mar	04.0-S-00624-2025	Italy	LIVORNO	FROZEN RAW OCTOPUS	16,605.00	1,313,712,000
3777	CV. PESONA MANDIRI	14-Mar	04.0-S-00638-2025	Malaysia	WESTPORT/PORT KLANG	FROZEN RED SNAPPER	2,419.70	164,539,600
3778	CV. PESONA MANDIRI	14-Mar	04.0-S-00638-2025	Malaysia	WESTPORT/PORT KLANG	FROZEN SWEETLIP	3,783.40	121,068,800
3779	CV. PESONA MANDIRI	14-Mar	04.0-S-00638-2025	Malaysia	WESTPORT/PORT KLANG	FROZEN COBIA FISH	363.10	11,982,300
3780	PT. WINDUBLAMBANGAN SEJATI	14-Mar	04.0-S-00625-2025	Malaysia	WESTPORT/PORT KLANG	FROZEN RAW OCTOPUS	16,225.00	1,647,138,432
3781	PT. SAMUDRA KENCANA MINA	14-Mar	04.0-S-00626-2025	Italy	LIVORNO	FROZEN OCTOPUS	21,000.00	1,850,940,000
3782	CV. PESONA MANDIRI	14-Mar	04.0-S-00637-2025	Malaysia	WESTPORT/PORT KLANG	FROZEN SPANISH MACKEREL FISH	2,704.00	113,568,000
3783	PT. SURYA INTI ANEKA PANGAN	14-Mar	04.0-S-00640-2025	Malaysia	PASIR GUDANG, JOHOR	Prawn 6x8 Cracker Singapore 07	2,100.00	136,500,000
3784	PT. SURYA INTI ANEKA PANGAN	14-Mar	04.0-S-00640-2025	Malaysia	PASIR GUDANG, JOHOR	SATELIT PRAWN AND FISH CRACKERS	592.00	37,000,000
3785	PT. SUMBER PANGAN NUSANTARA	14-Mar	04.0-S-00639-2025	France	DUNKERQUE	Fresh Frozen Froglegs	17,628.80	28,992,179,200
3786	PT. NISON INDONESIA	14-Mar	04.0-S-00564-2025	Kenya	MOMBASA	Canned Sardines	20,000.00	866,060,000

No.	NAMA UPI	TERBIT HC	NO. HC MUTU	NEGARA TUJUAN	PEL. TUJUAN	NAMA PRODUK	VOLUME (KG)	NILAI (RP)
3787	PT. NISON INDONESIA	14-Mar	04.0-S-00567-2025	Tanzania	DAR ES SALAAM	Canned Sardines	20,000.00	865,640,000
3788	PT. NISON INDONESIA	14-Mar	04.0-S-00565-2025	Tanzania	DAR ES SALAAM	Canned Sardines	20,000.00	879,200,000
3789	PT. INTI LUHUR FUJA ABADI	15-Mar	04.0-S-00671-2025	United States	LOS ANGELES	FROZEN PREMIUM SNAPPER CS STEAK	9,534.00	2,307,480,000
3790	PT. INTI LUHUR FUJA ABADI	15-Mar	04.0-S-00671-2025	United States	LOS ANGELES	FROZEN PREMIUM SNAPPER CS PORTION SKIN ON	7,550.02	1,791,849,240
3791	PT. VARIA NIAGA NUSANTARA	15-Mar	04.0-S-00670-2025	Switzerland	ROTTERDAM	FROZEN CATFISH WHOLE GUTTED	11,830.00	329,732,700
3792	PT. VARIA NIAGA NUSANTARA	15-Mar	04.0-S-00670-2025	Switzerland	ROTTERDAM	FROZEN RED TILAPIA WGS	8,070.00	394,623,000
3793	PT. VARIA NIAGA NUSANTARA	15-Mar	04.0-S-00670-2025	Switzerland	ROTTERDAM	FROZEN RED TILAPIA STEAKS	1,920.00	118,924,800
3794	PT. VARIA NIAGA NUSANTARA	15-Mar	04.0-S-00648-2025	United Kingdom (GB)	FELIXSTOWE	FROZEN TUNA BONITO WHOLE ROUND	700.00	26,243,000
3795	PT. LOUISIANA FAR EAST	15-Mar	04.0-S-00643-2025	Netherlands	ROTTERDAM	FROZEN FILO SHRIMP 10G	9,320.00	1,050,391,936
3796	PT. LOUISIANA FAR EAST	15-Mar	04.0-S-00643-2025	Netherlands	ROTTERDAM	FROZEN FILO SHRIMP 15G	2,782.50	377,690,976
3797	PT. LOUISIANA FAR EAST	15-Mar	04.0-S-00643-2025	Netherlands	ROTTERDAM	FROZEN SHRIMP CROQUETTE 30G/PCS	2,973.60	388,946,880
3798	PT. LOUISIANA FAR EAST	15-Mar	04.0-S-00643-2025	Netherlands	ROTTERDAM	FROZEN SHRIMP CROQUETTE 75G/PCS	2,851.20	365,908,736
3799	PT. MULTI PRAWN INDONESIA	15-Mar	04.0-S-00644-2025	Vietnam	CAT LAI	RAW HEADLESS BLACK TIGER	10,800.00	1,763,224,192
3800	PT. MULTI PRAWN INDONESIA	15-Mar	04.0-S-00649-2025	Japan	TOKYO	FROZEN SHRIMP	10,800.00	2,299,722,752
3801	PT. SOUTHERN MARINE PRODUCTS	15-Mar	04.0-S-00642-2025	Malaysia	PENANG	FROZEN FISH PASTE	25,000.00	1,000,000,000
3802	PT. BEE JAY SEAFOOD	15-Mar	04.0-S-00656-2025	Australia	BRISBANE	King Snapper	16,200.00	3,014,548,650
3803	PT. SUKSES LAUTAN INDONESIA	15-Mar	04.0-S-00667-2025	China	MAWEI	FROZEN RED SNAPPER WHOLE ROUND	12,085.50	1,226,413,061
3804	PT. SUKSES LAUTAN INDONESIA	15-Mar	04.0-S-00667-2025	China	MAWEI	FROZEN THREADFIN FISH WHOLE GUTTED	14,405.20	495,050,606
3805	PT. SUKSES LAUTAN INDONESIA	15-Mar	04.0-S-00667-2025	China	MAWEI	FROZEN THREADFIN FISH WHOLE ROUND	83.10	3,057,174
3806	PT. SUKSES LAUTAN INDONESIA	15-Mar	04.0-S-00664-2025	China	MAWEI	FROZEN THREADFIN FISH WHOLE GUTTED	12,016.00	412,187,288
3807	PT. SUKSES LAUTAN INDONESIA	15-Mar	04.0-S-00664-2025	China	MAWEI	FROZEN THREADFIN FISH WHOLE ROUND	15,001.80	548,619,192
3808	PT. SURYA ALAM TUNGGAL	15-Mar	04.0-S-00653-2025	United States	NEW YORK	RAW HEADLESS EASY PEELED VANNAMEI	15,860.02	2,254,200,503
3809	PT. SURYA ALAM TUNGGAL	15-Mar	04.0-S-00655-2025	United States	NEW YORK	RAW & PEELED VANNAMEI	15,422.30	2,660,593,507
3810	PT. SURYA ALAM TUNGGAL	15-Mar	04.0-S-00652-2025	United States	NEW YORK	RAW HEADLESS EASY PEELED VANNAMEI	14,968.70	1,851,747,940
3811	CV. PESONA MANDIRI	15-Mar	04.0-S-00654-2025	Malaysia	KOTA KINABALU, SABAH	FROZEN BLACK POMFRET	6,460.00	190,117,800
3812	CV. PESONA MANDIRI	15-Mar	04.0-S-00654-2025	Malaysia	KOTA KINABALU, SABAH	FROZEN GREEN JOBFISH	659.00	15,084,510
3813	CV. PESONA MANDIRI	15-Mar	04.0-S-00654-2025	Malaysia	KOTA KINABALU, SABAH	FROZEN JAVELIN GRUNTER FISH	1,000.00	32,700,000
3814	CV. PESONA MANDIRI	15-Mar	04.0-S-00654-2025	Malaysia	KOTA KINABALU, SABAH	FROZEN BARRAMUNDI	7,500.00	232,987,500
3815	CV. PESONA MANDIRI	15-Mar	04.0-S-00654-2025	Malaysia	KOTA KINABALU, SABAH	FROZEN JOHNS SNAPPER FISH	700.00	22,890,000
3816	CV. PESONA MANDIRI	15-Mar	04.0-S-00654-2025	Malaysia	KOTA KINABALU, SABAH	FROZEN EMPEROR FISH	705.10	19,598,255

No.	NAMA UPI	TERBIT HC	NO. HC MUTU	NEGARA TUJUAN	PEL. TUJUAN	NAMA PRODUK	VOLUME (KG)	NILAI (RP)
3817	CV. PESONA MANDIRI	15-Mar	04.0-S-00654-2025	Malaysia	KOTA KINABALU, SABAH	FROZEN GIANT TREVALLY FISH	582.20	14,278,455
3818	CV. PESONA MANDIRI	15-Mar	04.0-S-00645-2025	Malaysia	KOTA KINABALU, SABAH	FROZEN HORSE MACKEREL	6,988.00	79,977,660
3819	PT. INTI LUHUR FUJA ABADI	15-Mar	04.0-S-00661-2025	China	FUZHOU	FROZEN THREADFIN FISH	28,001.60	874,348,838
3820	PT Sekar Bumi Tbk	15-Mar	04.0-S-00662-2025	United States	NEW YORK	VANNAMEI RAW EZ PEEL IQF SHRIMP	15,876.00	1,888,545,600
3821	PT. SURYA ALAM TUNGGAL	15-Mar	04.0-S-00663-2025	Canada	MONTREAL	RAW HEADLESS EASY PEELED VANNAMEI	16,329.49	2,420,699,927
3822	PT. SURYA ALAM TUNGGAL	15-Mar	04.0-S-00668-2025	Canada	TORONTO	Raw HL EZP Black Tiger	13,812.03	3,904,743,753
3823	PT. INTI LAUTAN FAJAR ABADI	17-Mar	04.0-S-00735-2025	United States	MIAMI	SNAPPER	95.35	144,047
3824	PT. INTI LAUTAN FAJAR ABADI	17-Mar	04.0-S-00735-2025	United States	MIAMI	SNAPPER	1,391.96	200,507,662
3825	PT. INTI LAUTAN FAJAR ABADI	17-Mar	04.0-S-00735-2025	United States	MIAMI	SNAPPER	28.60	144,047
3826	CV. TIRTA SURYA SRI REJEKI	17-Mar	04.0-S-00690-2025	China	TIANJIN	DRIED FISH MAW	44.50	19,357,500
3827	CV. TIRTA SURYA SRI REJEKI	17-Mar	04.0-S-00690-2025	China	TIANJIN	DRIED FISH MAW	3.20	3,155,200
3828	PT. ANEKA TUNA INDONESIA	17-Mar	04.0-S-00698-2025	Chile	SAN ANTONIO	CANNED TUNA	58,060.80	3,393,769,882
3829	PT. ANEKA TUNA INDONESIA	17-Mar	04.0-S-00701-2025	Chile	SAN ANTONIO	CANNED TUNA	58,060.80	3,393,769,882
3830	PT. PASIFIK HARVEST INDONESIA	17-Mar	04.0-S-00709-2025	Cameroon	DOUALA	CANNED SARDINES	60,761.40	2,565,589,354
3831	PT INDONUSA ALGAEMAS PRIMA	17-Mar	04.0-S-00700-2025	Chile	VALPARAISO	SRC (CARRAGEENAN KAPPA)	25,000.00	2,840,331,281
3832	PT WINAROS KAWULA BAHARI	17-Mar	04.0-S-00687-2025	Poland	HAMBURG	Frozen Vannamei Sushi Shrimp	3,782.50	896,592,453
3833	PT WINAROS KAWULA BAHARI	17-Mar	04.0-S-00687-2025	Poland	HAMBURG	Frozen Vannamei Broken Sushi Shrimp	11,500.00	2,213,416,500
3834	PT WINAROS KAWULA BAHARI	17-Mar	04.0-S-00681-2025	United States	LOS ANGELES	White Vannamei Nobashi Ebi	14,040.00	2,293,574,400
3835	PT. PASIFIK HARVEST INDONESIA	17-Mar	04.0-S-00706-2025	Cameroon	DOUALA	CANNED SARDINES	60,761.40	2,565,589,354
3836	PT. REX CANNING	17-Mar	04.0-S-00694-2025	Canada	CALGARY	CANNED BABY CLAM IN BRINE	14,263.00	884,833,731
3837	CV. MARINA SEJAHTERA	17-Mar	04.0-S-00676-2025	China	SHANGHAI PU DONG APT	FROZEN SQUID	25.00	2,494,000
3838	CV. MARINA SEJAHTERA	17-Mar	04.0-S-00676-2025	China	SHANGHAI PU DONG APT	FROZEN SQUID	100.00	1,450,000
3839	PT. EDMAR MANDIRI JAYA	17-Mar	04.0-S-00708-2025	Japan	HAKATA	FROZEN SKIPJACK WHOLE ROUND	51,000.00	1,174,784
3840	PT. INTI LAUTAN FAJAR ABADI	17-Mar	04.0-S-00732-2025	United States	MIAMI	SNAPPER	2,524.24	363,611,724
3841	PT. INTI LAUTAN FAJAR ABADI	17-Mar	04.0-S-00732-2025	United States	MIAMI	SNAPPER	313.26	45,124,476
3842	PT. INTI LAUTAN FAJAR ABADI	17-Mar	04.0-S-00731-2025	United States	MIAMI	SNAPPER	2,867.01	693,859,425
3843	PT. INTI LAUTAN FAJAR ABADI	17-Mar	04.0-S-00731-2025	United States	MIAMI	SNAPPER	626.52	151,627,238
3844	PT. INTI LAUTAN FAJAR ABADI	17-Mar	04.0-S-00736-2025	United States	MIAMI	SNAPPER	1,334.76	318,672,615
3845	PT. INTI LAUTAN FAJAR ABADI	17-Mar	04.0-S-00737-2025	United States	MIAMI	GROUPE	2,043.00	535,206,753
3846	PT. INTI LAUTAN FAJAR ABADI	17-Mar	04.0-S-00733-2025	United States	MIAMI	SNAPPER	3,059.96	735,005,452
3847	PT. INTI LAUTAN FAJAR ABADI	17-Mar	04.0-S-00733-2025	United States	MIAMI	SNAPPER	245.16	58,887,677
3848	PT. INTI LAUTAN FAJAR ABADI	17-Mar	04.0-S-00734-2025	United States	MIAMI	GROUPE	1,380.16	426,662,662
3849	PT. INTI LAUTAN FAJAR ABADI	17-Mar	04.0-S-00730-2025	United States	MIAMI	YELLOWFIN TUNA	3,014.56	505,336,722
3850	PT. SURYA ADIKUMALA ABADI	17-Mar	04.0-S-00673-2025	United States	WORCESTER	COOKED & PEELED VANNAMEI	15,875.90	2,568,244,343
3851	PT. INTI LAUTAN FAJAR ABADI	17-Mar	04.0-S-00697-2025	United States	HONOLULU	SNAPPER	8,172.00	1,731,638,628
3852	PT. SURYA ADIKUMALA ABADI	17-Mar	04.0-S-00674-2025	United States	WORCESTER	COOKED & PEELED VANNAMEI	15,875.90	2,353,999,073
3853	PT. SURYA ALAM TUNGGAL	17-Mar	04.0-S-00693-2025	United States	CHICAGO	Raw Peeled Black Tiger	12,020.32	2,698,393,556
3854	PT. SURYA ALAM TUNGGAL	17-Mar	04.0-S-00692-2025	United States	CHICAGO	Cooked Peeled Black Tiger	4,309.17	847,704,232
3855	PT. EDMAR MANDIRI JAYA	17-Mar	04.0-S-00710-2025	Japan	HAKATA	FROZEN FRIGATE MACKEREL	25,500.00	9,701,372,235
3856	PT. SUKSES LAUTAN INDONESIA	17-Mar	04.0-S-00716-2025	China	MAWEI	FROZEN RIBBON FISH WHOLE ROUND	10,387.40	327,618,732

No.	NAMA UPI	TERBIT HC	NO. HC MUTU	NEGARA TUJUAN	PEL. TUJUAN	NAMA PRODUK	VOLUME (KG)	NILAI (RP)
3857	PT. SUKSES LAUTAN INDONESIA	17-Mar	04.0-S-00716-2025	China	MAWEI	FROZEN CROAKER FISH WHOLE ROUND	16,742.20	700,670,378
3858	PT. SUKSES LAUTAN INDONESIA	17-Mar	04.0-S-00716-2025	China	MAWEI	FROZEN EEL FISH WHOLE ROUND	182.20	9,576,319
3859	PT. SUKSES LAUTAN INDONESIA	17-Mar	04.0-S-00725-2025	China	MAWEI	FROZEN EEL FISH WHOLE ROUND	25,812.70	1,169,604,669
3860	PT. SUKSES LAUTAN INDONESIA	17-Mar	04.0-S-00743-2025	China	MAWEI	LAND FROZEN SQUID WHOLE ROUND	18,169.10	2,350,674,832
3861	PT. SUKSES LAUTAN INDONESIA	17-Mar	04.0-S-00747-2025	China	MAWEI	FROZEN EEL FISH WHOLE ROUND	7,822.90	365,059,520
3862	PT.KARYA KENCANA SUMBER SARI	17-Mar	04.0-S-00688-2025	Taiwan	KEELUNG (CHILUNG)	Shrimp Crackers	4,996.00	320,995,164
3863	CV. JAVA FISH	17-Mar	04.0-S-00682-2025	Hong Kong	HONG KONG	IKAN SWANGI	1,800.00	45,000,000
3864	CV. JAVA FISH	17-Mar	04.0-S-00682-2025	Hong Kong	HONG KONG	THREADFIN BLUE	700.00	24,500,000
3865	CV. JAVA FISH	17-Mar	04.0-S-00682-2025	Hong Kong	HONG KONG	SILVER POMFRET	600.00	33,000,000
3866	CV. JAVA FISH	17-Mar	04.0-S-00682-2025	Hong Kong	HONG KONG	RED SNAPPER	50.00	2,250,000
3867	CV. JAVA FISH	17-Mar	04.0-S-00682-2025	Hong Kong	HONG KONG	SAND WHITING FISH	250.00	6,250,000
3868	CV. JAVA FISH	17-Mar	04.0-S-00682-2025	Hong Kong	HONG KONG	GROUPE	125.00	4,375,000
3869	CV. JAVA FISH	17-Mar	04.0-S-00682-2025	Hong Kong	HONG KONG	BARRAMUNDI SKIN ON	300.00	9,000,000
3870	CV. JAVA FISH	17-Mar	04.0-S-00683-2025	Hong Kong	HONG KONG	Hairtail	660.00	29,700,000
3871	CV. JAVA FISH	17-Mar	04.0-S-00683-2025	Hong Kong	HONG KONG	TENGGIRI	250.00	10,000,000
3872	CV. JAVA FISH	17-Mar	04.0-S-00691-2025	Hong Kong	HONG KONG	FRESH WHITE SHRIMP	780.00	39,000,000
3873	CV. JAVA FISH	17-Mar	04.0-S-00691-2025	Hong Kong	HONG KONG	FRESH TIGER SHRIMP	60.00	3,000,000
3874	CV. JAVA FISH	17-Mar	04.0-S-00691-2025	Hong Kong	HONG KONG	FRESH DOGOL SHRIMP	60.00	3,000,000
3875	CV. JAVA FISH	17-Mar	04.0-S-00691-2025	Hong Kong	HONG KONG	FRESH FLOWER SHRIMP	60.00	3,000,000
3876	CV. PESONA MANDIRI	17-Mar	04.0-S-00685-2025	China	FUZHOU	FROZEN PAMPANO FISH	25,426.60	402,757,344
3877	PT GREEN ONE BIOTECHNOLOGY	17-Mar	04.0-S-00680-2025	Spain	VIGO	SEMI REFINED CARRAGEENAN	25,000.00	2,742,063,750
3878	PT. ISTANA CIPTA SEMBADA	17-Mar	04.0-S-00722-2025	Japan	TOKYO,	RAW PEELED VANNAMEI	11,420.00	1,627,155,860
3879	PT. ISTANA CIPTA SEMBADA	17-Mar	04.0-S-00723-2025	Japan	TOKYO	FROZEN OCTOPUS	1,450.00	154,828,100
3880	PT. ISTANA CIPTA SEMBADA	17-Mar	04.0-S-00724-2025	Japan	TOKYO	RAW PEELED VANNAMEI	19,440.00	2,343,666,960
3881	PT GREEN ONE BIOTECHNOLOGY	17-Mar	04.0-S-00678-2025	Spain	VIGO	SEMI REFINED CARRAGEENAN	25,000.00	2,737,965,000
3882	PT. SAMUDRA SEAFOOD PRODUCTS	17-Mar	04.0-S-00672-2025	United States	NEW YORK	IQF RAW PEELED DEVEINED TAIL ON WHITE SHRIMP	15,875.73	2,491,521,190
3883	PT. SEKAR KATOKICHI	17-Mar	04.0-S-00679-2025	United States	HOUSTON	Raw Breaded Aligned Butterfly Tail On Vannamei Shr	15,526.80	1,709,423,046
3884	PT. REX CANNING	17-Mar	04.0-S-00677-2025	United States	SAVANNAH,US	CANNED CRABMEAT IN BRINE	12,240.00	3,354,408,720
3885	PT. SINDABAD MARINE PIONEER	17-Mar	04.0-S-00675-2025	China	QINGDAO	FROZEN FLYING FISH ROE	20,000.00	4,050,000,000
3886	PT BANDENG OERANG SEJAHTERA	17-Mar	04.0-S-00689-2025	China	XINGANG	FROZEN RIBBON FISH	22,239.50	739,996,800
3887	PT. PASIFIK HARVEST INDONESIA	17-Mar	04.0-S-00703-2025	Cameroon	DOUALA	CANNED SARDINES	81,015.20	3,420,785,805
3888	CV. PASIFIC HARVEST	17-Mar	04.0-S-00711-2025	SERBIA	BAR	CANNED SARDINELLAS	20,000.00	826,640,000
3889	CV. MARINA SEJAHTERA	17-Mar	04.0-S-00695-2025	Taiwan	TAIPEI	FRESH SPANISH MACKERELS	700.00	60,900,000
3890	CV. MARINA SEJAHTERA	17-Mar	04.0-S-00695-2025	Taiwan	TAIPEI	FRESH PURPLE-SPOTTED BIGEYE	300.00	19,500,000

No.	NAMA UPI	TERBIT HC	NO. HC MUTU	NEGARA TUJUAN	PEL. TUJUAN	NAMA PRODUK	VOLUME (KG)	NILAI (RP)
3891	PT. PHILLIPS SEAFOODS INDONESIA	17-Mar	04.0-S-00704-2025	United States	BALTIMORE	FROZEN FISH BARRAMUNDI	13,620.00	2,357,499,420
3892	PT. GEMA ISTA RAYA	17-Mar	04.0-S-00696-2025	Cote D Ivoire (Ivory Coast)	ABIDJAN	CANNED SARDINES	40,000.00	1,397,760,000
3893	PT. ISTANA CIPTA SEMBADA	17-Mar	04.0-S-00728-2025	Japan	TOKYO	RAW PEELED VANNAMEI	19,440.00	2,344,561,200
3894	PT. AMARTA CARRAGEENAN INDONESIA	17-Mar	04.0-S-00720-2025	Philippines	MANILA	PERFORATED COARSE KAPPA	14,000.00	1,522,500,000
3895	PT. GRAHAMAKMUR CIPTAPRATAMA	17-Mar	04.0-S-00713-2025	United States	NEW YORK	FROZEN RAW VANNAMEI PEELED DEVEINED TAIL ON	15,663.00	2,460,469,344
3896	CV. PASIFIC HARVEST	17-Mar	04.0-S-00715-2025	Germany	HAMBURG	CANNED SARDINES	1.87	106,666
3897	CV. MARINA SEJAHTERA	17-Mar	04.0-S-00717-2025	Japan	TOKYO	FROZEN SHRIMP	6,004.80	1,103,828,015
3898	PT. GRAHAMAKMUR CIPTAPRATAMA	17-Mar	04.0-S-00721-2025	United States	NEW YORK	FROZEN RAW VANNAMEI PEELED DEVEINED TAIL ON	15,436.00	2,647,783,388
3899	PT. GEMA ISTA RAYA	17-Mar	04.0-S-00726-2025	Saudi Arabia	AD DAMMAM	CANNED SARDINES	76,250.00	2,664,480,000
3900	PT. TUNA INDONESIA MANDIRI	17-Mar	04.0-S-00729-2025	Japan	SHIMIZU	FROZEN COOKED YELLOWFIN LOIN DOUBLE CLEAN	72,000.00	6,667,200,000
3901	PT. TUNA INDONESIA MANDIRI	17-Mar	04.0-S-00729-2025	Japan	SHIMIZU	SAMPLE OF FROZEN COOKED YELLOWFIN LOIN DOUBLE CLEA	60.00	5,556,000
3902	PT Sekar Bumi Tbk	17-Mar	04.0-S-00746-2025	United States	LONG BEACH	VANNAMEI RAW PD TAIL OFF IQF SHRIMP	14,696.64	1,925,854,240
3903	PT. MEGA MARINE PRIDE	17-Mar	04.0-S-00744-2025	Korea (South)	BUSAN (EX PUSAN)	Frozen Argentina Red Shrimp	18,000.00	3,408,797,412
3904	PT. AMARTA CARRAGEENAN INDONESIA	17-Mar	04.0-S-00738-2025	Thailand	BANGKOK	SRC (CARRAGEENAN KAPPA) (FEED GRADE)	20,000.00	1,905,600,000
3905	PT. MEGA MARINE PRIDE	17-Mar	04.0-S-00745-2025	Korea (South)	BUSAN (EX PUSAN)	Frozen Argentina Red Shrimp	18,000.00	3,421,716,344
3906	CV.GIOVANNI SUKSES MAKMUR	17-Mar	04.0-S-00739-2025	United States	NEW YORK	FROZEN YELLOWFIN TUNA	18,160.00	2,951,100,000
3907	PT Sekar Bumi Tbk	17-Mar	04.0-S-00748-2025	United States	LOS ANGELES	VANNAMEI RAW PD TAIL ON IQF SHRIMP	15,649.20	2,388,925,280
3908	PT Sekar Bumi Tbk	17-Mar	04.0-S-00742-2025	United States	NEW YORK	VANNAMEI RAW PD TAIL ON IQF SHRIMP	15,876.00	2,223,957,600
3909	PT. HAKIKI DONARTA	18-Mar	04.0-S-00751-2025	Italy	TRIESTE	AGAR AGAR POWDER TYPE SPA-OR	17,170.00	3,645,719,808
3910	PT. HAKIKI DONARTA	18-Mar	04.0-S-00751-2025	Italy	TRIESTE	AGAR AGAR POWDER TYPE SPK	2,160.00	265,325,760
3911	PT. Keong Nusantara Abadi	18-Mar	04.0-S-00766-2025	United States	NEW YORK	CANNED SNAIL MEAT	12,672.00	1,121,269,248
3912	PT. SURYA ALAM TUNGGAL	18-Mar	04.0-S-00758-2025	United States	NEW YORK	RAW & PEELED VANNAMEI	15,422.30	3,215,595,817
3913	PT. SURYA ALAM TUNGGAL	18-Mar	04.0-S-00760-2025	United States	NEW YORK	RAW & PEELED VANNAMEI	15,422.30	2,327,579,783
3914	PT. INTI LAUTAN FAJAR ABADI	18-Mar	04.0-S-00785-2025	Thailand	LAT KRABANG	GROUPEY HEAD	11,480.00	273,993,160
3915	PT. ANEKA TUNA INDONESIA	18-Mar	04.0-S-00755-2025	Japan	SHIMIZU	CANNED TUNA	3,870.72	371,287,204
3916	PT. ANEKA TUNA INDONESIA	18-Mar	04.0-S-00755-2025	Japan	SHIMIZU	CANNED TUNA	5,806.08	514,424,494
3917	PT INDONUSA ALGAEMAS PRIMA	18-Mar	04.0-S-00763-2025	Chile	VALPARAISO	SRC (CARRAGEENAN KAPPA)	25,000.00	2,840,331,281
3918	PT. PASIFIK HARVEST INDONESIA	18-Mar	04.0-S-00781-2025	Senegal	DAKAR	CANNED SARDINES	40,632.60	1,681,051,927
3919	PT. PASIFIK HARVEST INDONESIA	18-Mar	04.0-S-00780-2025	Equatorial Guinea	MALABO	CANNED SARDINES	40,632.60	1,732,249,003
3920	PT. SURYA ALAM TUNGGAL	18-Mar	04.0-S-00759-2025	United States	JACKSONVILLE	COOKED PEELED VANNAMEI	14,968.70	2,316,331,482
3921	PT. ANEKA TUNA INDONESIA	18-Mar	04.0-S-00765-2025	Japan	OSAKA	CANNED TUNA	16,450.56	1,577,970,616
3922	PT. ANEKA TUNA INDONESIA	18-Mar	04.0-S-00765-2025	Japan	OSAKA	CANNED TUNA	12,579.84	1,114,586,404

No.	NAMA UPI	TERBIT HC	NO. HC MUTU	NEGARA TUJUAN	PEL. TUJUAN	NAMA PRODUK	VOLUME (KG)	NILAI (RP)
3923	PT. ANEKA TUNA INDONESIA	18-Mar	04.0-S-00769-2025	Netherlands	ROTTERDAM	CANNED TUNA	1,418,040.00	1,347,733,577
3924	PT. SURYA ALAM TUNGGAL	18-Mar	04.0-S-00761-2025	Canada	MONTREAL	RAW HEADLESS BLACK TIGER	4,354.53	1,031,897,329
3925	PT. SURYA ALAM TUNGGAL	18-Mar	04.0-S-00761-2025	Canada	MONTREAL	Raw Peeled Black Tiger	12,337.84	3,216,524,239
3926	PT. ANEKA TUNA INDONESIA	18-Mar	04.0-S-00777-2025	Singapore	SINGAPORE	CANNED TUNA	6,528.00	529,551,360
3927	PT. ANEKA TUNA INDONESIA	18-Mar	04.0-S-00777-2025	Singapore	SINGAPORE	CANNED TUNA	7,344.00	625,231,440
3928	PT. SURYA ADIKUMALA ABADI	18-Mar	04.0-S-00764-2025	United States	WORCESTER	RAW HEADLESS EASY PEELED VANNAMEI	15,422.30	2,587,430,116
3929	PT. SURYA ADIKUMALA ABADI	18-Mar	04.0-S-00768-2025	United States	WORCESTER	RAW HEADLESS EASY PEELED VANNAMEI	15,875.90	2,096,888,872
3930	PT Sekar Bumi Tbk	18-Mar	04.0-S-00788-2025	China	QINGDAO	FROZEN FISH CHIPS	1.00	15,500
3931	PT. AGROMINA WICAKSANA	18-Mar	04.0-S-00789-2025	Thailand	BANGKOK	FROZEN OCTOPUS BALL TYPE	4.70	1,940,910
3932	PT. AGROMINA WICAKSANA	18-Mar	04.0-S-00789-2025	Thailand	BANGKOK	FROZEN LOLIGO SQUID	9.08	1,940,910
3933	PT. AGROMINA WICAKSANA	18-Mar	04.0-S-00787-2025	Thailand	BANGKOK	Frozen King Fish Whole Round	10.70	721,525
3934	PT. AGROMINA WICAKSANA	18-Mar	04.0-S-00786-2025	Thailand	BANGKOK	FROZEN BLACK POMFRET	2.00	99,200
3935	PT. SURYA ADIKUMALA ABADI	18-Mar	04.0-S-00767-2025	United States	WORCESTER	RAW HEADLESS EASY PEELED VANNAMEI	15,422.30	2,587,430,116
3936	CV. JAVA FISH	18-Mar	04.0-S-00752-2025	Singapore	SINGAPORE	BARRAMUNDI SKIN ON	105.00	3,150,000
3937	CV. JAVA FISH	18-Mar	04.0-S-00752-2025	Singapore	SINGAPORE	FLATFISH	70.00	1,750,000
3938	CV. JAVA FISH	18-Mar	04.0-S-00752-2025	Singapore	SINGAPORE	Goldband Snapper	700.00	28,000,000
3939	CV. JAVA FISH	18-Mar	04.0-S-00752-2025	Singapore	SINGAPORE	GOLDEN SNAPPER	175.00	5,250,000
3940	CV. JAVA FISH	18-Mar	04.0-S-00752-2025	Singapore	SINGAPORE	GROUPE	1,750.00	61,250,000
3941	CV. JAVA FISH	18-Mar	04.0-S-00752-2025	Singapore	SINGAPORE	RED SNAPPER	70.00	3,150,000
3942	CV. JAVA FISH	18-Mar	04.0-S-00752-2025	Singapore	SINGAPORE	SAND WHITING FISH	1,050.00	26,250,000
3943	CV. JAVA FISH	18-Mar	04.0-S-00752-2025	Singapore	SINGAPORE	SILVER POMFRET	2,800.00	154,000,000
3944	CV. JAVA FISH	18-Mar	04.0-S-00752-2025	Singapore	SINGAPORE	THREADFIN BLUE	2,275.00	79,625,000
3945	CV. JAVA FISH	18-Mar	04.0-S-00752-2025	Singapore	SINGAPORE	FRESH LEATHER JACKET FISH	70.00	2,450,000
3946	CV. JAVA FISH	18-Mar	04.0-S-00753-2025	Singapore	SINGAPORE	Hairtail	1,200.00	54,000,000
3947	CV. JAVA FISH	18-Mar	04.0-S-00753-2025	Singapore	SINGAPORE	TENGGIRI	1,500.00	60,000,000
3948	CV. JAVA FISH	18-Mar	04.0-S-00754-2025	Singapore	SINGAPORE	FRESH WHITE SHRIMP	3,280.00	164,000,000
3949	CV. JAVA FISH	18-Mar	04.0-S-00754-2025	Singapore	SINGAPORE	SLIPPER LOBSTER	100.00	6,000,000
3950	PT. BANYUWANGI CANNERY INDONESIA	18-Mar	04.0-S-00775-2025	Saudi Arabia	KING KHALID	CANNED TUNA	7.50	122,940
3951	PT. SOUTHERN MARINE PRODUCTS	18-Mar	04.0-S-00771-2025	Singapore	SINGAPORE CONTAINER TERMINAL	FROZEN FISH PASTE	24,000.00	1,000,000,000
3952	PT. REX CANNING	18-Mar	04.0-S-00770-2025	United States	MIAMI	CANNED SNAIL IN BRINE	16,218.00	1,477,184,094
3953	PT. REX CANNING	18-Mar	04.0-S-00772-2025	United States	BALTIMORE	CANNED CRABMEAT IN BRINE	13,668.00	4,053,327,408
3954	PT. SOUTHERN MARINE PRODUCTS	18-Mar	04.0-S-00774-2025	Singapore	SINGAPORE CONTAINER TERMINAL	FROZEN FISH PASTE	25,000.00	1,000,000,000
3955	PT ASIA SEJAHTERA MINA TBK.	18-Mar	04.0-S-00773-2025	Vietnam	HAIPHONG	DRIED GRACILARIA	75,000.00	700,886,250
3956	PT LAUTINDO SYNERGY SEJAHTERA	18-Mar	04.0-S-00776-2025	Jordan	AQABA (EL AKABA)	FROZEN,CLEANING AND PRECOOKED SKIPJACK LOINS	56,000.00	3,833,760,000
3957	PT. AMARTA CARRAGEENAN INDONESIA	18-Mar	04.0-S-00778-2025	Malaysia	KUALA SELANGOR	SRC (CARRAGEENAN KAPPA)	0.50	180,000
3958	PT. TRI MITRA MAKMUR - PLANT 2	18-Mar	04.0-S-00783-2025	United States	NEW YORK	FROZEN RAW SHRIMP	14,074.00	2,273,850,000

No.	NAMA UPI	TERBIT HC	NO. HC MUTU	NEGARA TUJUAN	PEL. TUJUAN	NAMA PRODUK	VOLUME (KG)	NILAI (RP)
3959	PT ASIA SEJAHTERA MINA TBK.	18-Mar	04.0-S-00779-2025	Vietnam	HAIPHONG	DRIED GRACILARIA	25,000.00	225,431,250
3960	PT BANDENG OERANG SEJAHTERA	18-Mar	04.0-S-00791-2025	China	XINGANG	FROZEN RIBBON FISH	22,239.50	739,992,000
3961	PT. TRI MITRA MAKMUR - PLANT 2	18-Mar	04.0-S-00784-2025	United States	NEW YORK	Frozen Breaded Shrimp	855.34	82,914,840
3962	PT Sekar Bumi Tbk	18-Mar	04.0-S-00782-2025	United States	NEW YORK	VANNAMEI RAW PD TAIL ON IQF SHRIMP	15,876.00	2,223,957,600
3963	PT Sekar Bumi Tbk	18-Mar	04.0-S-00790-2025	China	QINGDAO	FROZEN SHRIMP BALL	1.00	15,500
3964	PT. SINDABAD MARINE PIONEER	19-Mar	04.0-S-00658-2025	Taiwan	KEELUNG (CHILUNG)	FROZEN FLYING FISH ROE	19,300.00	3,995,100,000
3965	PT. HAKIKI DONARTA	19-Mar	04.0-S-00796-2025	Japan	YOKOHAMA	AGAR AGAR POWDER TYPE RA 1000	1,000.00	254,122,500
3966	PT. CITA RASA SUKSES	19-Mar	04.0-S-00802-2025	Singapore	SINGAPORE	Food Flavouring Material SPO	500.00	56,019,500
3967	PT. EDMAR MANDIRI JAYA	19-Mar	04.0-S-00804-2025	Thailand	LAT KRABANG	FROZEN SKIPJACK TUNA WHOLE ROUND	50,000.00	1,317,362,750
3968	PT. ANEKA TUNA INDONESIA	19-Mar	04.0-S-00800-2025	Australia	BRISBANE	CANNED TUNA	16,092.00	910,678,464
3969	PT. ANEKA TUNA INDONESIA	19-Mar	04.0-S-00799-2025	Australia	BRISBANE	POUCHED TUNA	240.00	19,599,840
3970	PT. ANEKA TUNA INDONESIA	19-Mar	04.0-S-00797-2025	Australia	MELBOURNE	CANNED TUNA	27,705.60	2,697,001,632
3971	PT. ANEKA TUNA INDONESIA	19-Mar	04.0-S-00797-2025	Australia	MELBOURNE	SAMPLE OF CANNED TUNA	2.22	215,038
3972	PT. ANEKA TUNA INDONESIA	19-Mar	04.0-S-00821-2025	Australia	MELBOURNE	CANNED TUNA	26,812.80	2,578,721,040
3973	PT. ANEKA TUNA INDONESIA	19-Mar	04.0-S-00821-2025	Australia	MELBOURNE	SAMPLE OF CANNED TUNA	1.71	164,160
3974	PT LAUTINDO SYNERGY SEJAHTERA	19-Mar	04.0-S-00792-2025	Thailand	SONGKHLA	FROZEN PRECOOKED SKIPJACK LOINS	45,000.00	2,992,680,000
3975	PT LAUTINDO SYNERGY SEJAHTERA	19-Mar	04.0-S-00792-2025	Thailand	SONGKHLA	FROZEN PRECOOKED SKIPJACK SHREDDED	5,000.00	332,520,000
3976	PT. PHILLIPS SEAFOODS INDONESIA	19-Mar	04.0-S-00806-2025	United States	BALTIMORE	FROZEN VALUE ADDED CRAB	5,296.32	2,128,013,709
3977	PT LAUTINDO SYNERGY SEJAHTERA	19-Mar	04.0-S-00793-2025	Thailand	SONGKHLA	FROZEN PRECOOKED SKIPJACK LOINS	45,000.00	2,992,680,000
3978	PT LAUTINDO SYNERGY SEJAHTERA	19-Mar	04.0-S-00793-2025	Thailand	SONGKHLA	FROZEN PRECOOKED SKIPJACK SHREDDED	5,000.00	332,520,000
3979	CV. SARI MUTIARA ABADI	19-Mar	04.0-S-00818-2025	Taiwan	TAINAN	AGAR AGAR POWDER GS 850 - 900	1.00	50,000
3980	PT. PHILLIPS SEAFOODS INDONESIA	19-Mar	04.0-S-00810-2025	United States	BALTIMORE	FROZEN VALUE ADDED SQUID	6,987.20	1,141,324,184
3981	PT. WINDUBLAMBANGAN SEJATI	19-Mar	04.0-S-00801-2025	Italy	LIVORNO	FROZEN RAW OCTOPUS	16,627.50	13,303,524,000
3982	CV. PASIFIC HARVEST	19-Mar	04.0-S-00828-2025	Senegal	DAKAR	CANNED SARDINES	20,000.00	8,265,440,000
3983	PT. SAMUDRA SEAFOOD PRODUCTS	19-Mar	04.0-S-00822-2025	United States	NORFOLK	IQF RAW PEELED DEVEINED TAIL ON WHITE SHRIMP	15,436.00	2,254,998,932
3984	PT. ANEKA TUNA INDONESIA	19-Mar	04.0-S-00826-2025	Kuwait	SHUWAIKH	CANNED TUNA	22,563.84	1,496,907,709
3985	PT. SAMUDRA SEAFOOD PRODUCTS	19-Mar	04.0-S-00832-2025	United States	LOS ANGELES	IQF COOKED PEELED DEVEINED TAIL ON WHITE SHRIMP	20,009.98	2,453,925,930
3986	PT. ANEKA TUNA INDONESIA	19-Mar	04.0-S-00833-2025	Australia	MELBOURNE	CANNED TUNA	26,812.80	3,458,368,570
3987	PT. ANEKA TUNA INDONESIA	19-Mar	04.0-S-00833-2025	Australia	MELBOURNE	SAMPLE OF CANNED TUNA	2.57	129,309
3988	CV. JAVA FISH	19-Mar	04.0-S-00813-2025	Singapore	SINGAPORE	BARRAMUNDI SKIN ON	105.00	3,150,000
3989	CV. JAVA FISH	19-Mar	04.0-S-00813-2025	Singapore	SINGAPORE	FLATFISH	70.00	1,750,000

No.	NAMA UPI	TERBIT HC	NO. HC MUTU	NEGARA TUJUAN	PEL. TUJUAN	NAMA PRODUK	VOLUME (KG)	NILAI (RP)
3990	CV. JAVA FISH	19-Mar	04.0-S-00813-2025	Singapore	SINGAPORE	Goldband Snapper	700.00	28,000,000
3991	CV. JAVA FISH	19-Mar	04.0-S-00813-2025	Singapore	SINGAPORE	GOLDEN SNAPPER	175.00	5,250,000
3992	CV. JAVA FISH	19-Mar	04.0-S-00813-2025	Singapore	SINGAPORE	GROUPEL	1,750.00	61,250,000
3993	CV. JAVA FISH	19-Mar	04.0-S-00813-2025	Singapore	SINGAPORE	RED SNAPPER	70.00	3,150,000
3994	CV. JAVA FISH	19-Mar	04.0-S-00813-2025	Singapore	SINGAPORE	SAND WHITING FISH	1,050.00	26,250,000
3995	CV. JAVA FISH	19-Mar	04.0-S-00813-2025	Singapore	SINGAPORE	SILVER POMFRET	2,800.00	154,000,000
3996	CV. JAVA FISH	19-Mar	04.0-S-00813-2025	Singapore	SINGAPORE	THREADFIN BLUE	2,135.00	74,725,000
3997	CV. JAVA FISH	19-Mar	04.0-S-00813-2025	Singapore	SINGAPORE	FRESH LEATHER JACKET FISH	70.00	2,450,000
3998	CV. JAVA FISH	19-Mar	04.0-S-00805-2025	Singapore	SINGAPORE	Hairtail	875.00	39,375,000
3999	CV. JAVA FISH	19-Mar	04.0-S-00805-2025	Singapore	SINGAPORE	TENGGIRI	1,500.00	60,000,000
4000	CV. JAVA FISH	19-Mar	04.0-S-00812-2025	Singapore	SINGAPORE	FRESH WHITE SHRIMP	3,100.00	155,000,000
4001	CV. JAVA FISH	19-Mar	04.0-S-00812-2025	Singapore	SINGAPORE	SLIPPER LOBSTER	100.00	6,000,000
4002	PT. MAJU BERSAMA KARIB	19-Mar	04.0-S-00819-2025	United States	BALTIMORE	CANNED PASTEURIZED CRAB MEAT	6,301.86	3,501,481,133
4003	PT GREEN ONE BIOTEKNOLOGY	19-Mar	04.0-S-00795-2025	China	XIAMEN	Alkali Treated Cottonii Chips	28,000.00	2,263,894,080
4004	PT. ISTANA CIPTA SEMBADA	19-Mar	04.0-S-00808-2025	Japan	TOKYO	RAW PEELED VANNAMEI	19,380.00	2,340,483,840
4005	PT. SEKAR LAUT, TBK.	19-Mar	04.0-S-00794-2025	Hong Kong	HONG KONG	SHRIMP CRACKERS	3,000.00	147,405,000
4006	PT. ANEKA TUNA INDONESIA	19-Mar	04.0-S-00817-2025	United Arab Emirates	DUBAI	SAMPLE OF CANNED TUNA	0.32	900,000
4007	PT. BLUE OCEAN FOODS INDONESIA	19-Mar	04.0-S-00823-2025	Jordan	AQABA (EL AKABA)	CANNED SARDINES	40,500.00	2,022,610,500
4008	CV. MARINA SEJAHTERA	19-Mar	04.0-S-00815-2025	China	SHANGHAI PU DONG APT	FROZEN SQUID	80.00	15,000,000
4009	PT. ISTANA CIPTA SEMBADA	19-Mar	04.0-S-00814-2025	Japan	OSAKA	RAW PEELED VANNAMEI	17,180.00	2,104,532,820
4010	CV. MARINA SEJAHTERA	19-Mar	04.0-S-00816-2025	China	SHANGHAI PU DONG APT	FROZEN SQUID	80.00	2,500,000
4011	PT. GEMA ISTA RAYA	19-Mar	04.0-S-00835-2025	Timor-Leste	DILI	CANNED SARDINES	16,895.00	638,732,370
4012	PT. BANYUWANGI CANNERY INDONESIA	19-Mar	04.0-S-00820-2025	Albania	DURRES	CANNED TUNA	16,428.00	980,242,202
4013	CV. TIRTA SURYA SRI REJEKI	19-Mar	04.0-S-00811-2025	Australia	MELBOURNE	DRIED SEA CUCUMBER	250.00	598,125,000
4014	PT. REX CANNING	19-Mar	04.0-S-00825-2025	United States	NEW YORK	CANNED CRABMEAT IN BRINE	12,240.00	1,584,810,720
4015	CV. BAHARI MAKMUR	19-Mar	04.0-S-00824-2025	China	GUANGZHOU	DRIED FISH MAWS	63.00	85,000,000
4016	PT. PASIFIK HARVEST INDONESIA	19-Mar	04.0-S-00827-2025	Equatorial Guinea	MALABO	CANNED SARDINES	40,632.60	1,749,477,226
4017	PT Sekar Bumi Tbk	19-Mar	04.0-S-00839-2025	United States	NEW YORK	VANNAMEI RAW EZ PEEL IQF SHRIMP	15,422.40	1,724,034,080
4018	PT Sekar Bumi Tbk	19-Mar	04.0-S-00840-2025	United States	NEW YORK	VANNAMEI RAW PD TAIL OFF IQF SHRIMP	15,876.00	2,196,006,720
4019	PT ANEKA SAKANA INDONESIA	19-Mar	04.0-S-00842-2025	Thailand	LAT KRABANG	FROZEN LONGTAIL TUNA WHOLE ROUND	25,000.00	500,000,000
4020	Koperasi Agar Makmur Sentosa	20-Mar	04.0-S-00762-2025	China	XIAMEN	DRIED GRACILARIA SP	26,000.00	215,332,000
4021	PT. SINDABAD MARINE PIONEER	20-Mar	04.0-S-00584-2025	China	DALIAN	DRIED FLYING FISH ROE	10,000.00	6,975,000,064
4022	PT. BUMI MENARA INTERNUSA DAMPIT	20-Mar	04.0-S-00581-2025	United States	LOS ANGELES	FROZEN SHRIMP	14,512.11	1,342,370,175
4023	CV. PESONA MANDIRI	20-Mar	04.0-S-00651-2025	China	ZHANJIANG	FROZEN EMPEROR FISH	4,106.10	96,205,923
4024	CV. PESONA MANDIRI	20-Mar	04.0-S-00651-2025	China	ZHANJIANG	FROZEN MALABAR SNAPPER	17,439.00	851,473,847
4025	CV. PESONA MANDIRI	20-Mar	04.0-S-00651-2025	China	ZHANJIANG	FROZEN SWEETLIPS FISH	3,399.90	73,310,820
4026	PT. MARINDO MAKMUR USAHAJAYA	20-Mar	04.0-S-00845-2025	Japan	KITAKYUSHU- MOJI	FROZEN CAPELIN FISH	6,773.00	156,368,000

No.	NAMA UPI	TERBIT HC	NO. HC MUTU	NEGARA TUJUAN	PEL. TUJUAN	NAMA PRODUK	VOLUME (KG)	NILAI (RP)
4027	PT. HAKIKI DONARTA	20-Mar	04.0-S-00836-2025	India	COCHIN	AGAR AGAR POWDER COMMERCIAL GRADE TYPE AGAROLAS 30	3,000.00	848,441,250
4028	PT. HAKIKI DONARTA	20-Mar	04.0-S-00836-2025	India	COCHIN	AGAR AGAR POWDER TYPE AGAROLAS 50	5,000.00	1,414,068,750
4029	PT. HAKIKI DONARTA	20-Mar	04.0-S-00836-2025	India	COCHIN	AGAR AGAR POWDER TYPE RA 700	1,000.00	221,332,500
4030	PT. HAKIKI DONARTA	20-Mar	04.0-S-00836-2025	India	COCHIN	AGAR AGAR POWDER TYPE RA 800	2,000.00	444,304,500
4031	PT. HAKIKI DONARTA	20-Mar	04.0-S-00836-2025	India	COCHIN	AGAR AGAR POWDER TYPE TC 1000	1,250.00	300,233,438
4032	PT. SAMUDRA KENCANA MINA	20-Mar	04.0-S-00750-2025	Vietnam	HO CHI MINH CITY	FROZEN WHOLE ROUND CUTTLEFISH	12,610.20	671,379,658
4033	PT. SAMUDRA KENCANA MINA	20-Mar	04.0-S-00750-2025	Vietnam	HO CHI MINH CITY	FROZEN WHOLE OCTOPUS	13,793.70	734,390,382
4034	PT. PANCA MITRA MULTIPERDANA	20-Mar	04.0-S-00865-2025	Hong Kong	HONG KONG	FROZEN RAW SHRIMPS	13,379.20	1,639,712,192
4035	PT. PANCA MITRA MULTIPERDANA	20-Mar	04.0-S-00865-2025	Hong Kong	HONG KONG	FROZEN RAW SHRIMPS	356.40	59,677,560
4036	PT BAHARI SEJAHTERA PERTIWI	20-Mar	04.0-S-00860-2025	China	NANSHA NEW PT	FROZEN BIGEYE FISH	10,647.00	316,100,543
4037	PT BAHARI SEJAHTERA PERTIWI	20-Mar	04.0-S-00863-2025	China	NANSHA NEW PT	Frozen Mackerel Fish	13,101.90	914,287,597
4038	PT. ANEKA TUNA INDONESIA	20-Mar	04.0-S-00837-2025	Australia	SYDNEY	CANNED TUNA	24,897.60	2,851,422,538
4039	PT. Keong Nusantara Abadi	20-Mar	04.0-S-00875-2025	United States	NEW YORK	CANNED SNAIL MEAT	12,672.00	1,104,478,848
4040	PT BAHARI SEJAHTERA PERTIWI	20-Mar	04.0-S-00841-2025	China	NANSHA NEW PT	FROZEN BIGEYE FISH	10,593.00	294,457,570
4041	PT BAHARI SEJAHTERA PERTIWI	20-Mar	04.0-S-00841-2025	China	NANSHA NEW PT	FROZEN DRUM FISH	3,258.00	89,571,058
4042	PT BAHARI SEJAHTERA PERTIWI	20-Mar	04.0-S-00841-2025	China	NANSHA NEW PT	FROZEN ORANGE GOATFISH	2,448.00	62,201,352
4043	PT BAHARI SEJAHTERA PERTIWI	20-Mar	04.0-S-00844-2025	China	NANSHA NEW PT	Frozen Mackerel Fish	7,208.70	495,623,128
4044	PT BAHARI SEJAHTERA PERTIWI	20-Mar	04.0-S-00843-2025	China	NANSHA NEW PT	FROZEN WHITESPOTTED CONGER FISH	18,778.30	647,366,886
4045	PT BAHARI SEJAHTERA PERTIWI	20-Mar	04.0-S-00843-2025	China	NANSHA NEW PT	FROZEN LEATHERJACKET	1,729.00	155,860,738
4046	PT BAHARI SEJAHTERA PERTIWI	20-Mar	04.0-S-00843-2025	China	NANSHA NEW PT	FROZEN SEA BREAM FISH	3,672.00	79,566,901
4047	PT. ANEKA TUNA INDONESIA	20-Mar	04.0-S-00892-2025	Kuwait	SHUAIBA	CANNED TUNA	18,432.00	977,928,192
4048	PT WINAROS KAWULA BAHARI	20-Mar	04.0-S-00854-2025	Japan	NARITA APT/TOKYO	White Vannamei Ebi Fry	2.56	115,024
4049	PT BAHARI SEJAHTERA PERTIWI	20-Mar	04.0-S-00856-2025	China	NANSHA NEW PT	FROZEN LIZARD FISH	666.00	7,955,186
4050	PT BAHARI SEJAHTERA PERTIWI	20-Mar	04.0-S-00856-2025	China	NANSHA NEW PT	FROZEN HALIBUT FISH	45.00	993,641
4051	PT BAHARI SEJAHTERA PERTIWI	20-Mar	04.0-S-00856-2025	China	NANSHA NEW PT	FROZEN ORANGE GOATFISH	14,661.00	374,183,559
4052	PT BAHARI SEJAHTERA PERTIWI	20-Mar	04.0-S-00849-2025	China	NANSHA NEW PT	Frozen Mackerel Fish	7,182.10	495,381,455
4053	PT. BUMI MENARA INTERNUSA DAMPIT	20-Mar	04.0-S-00829-2025	United States	SAVANNAH,US	FROZEN VALUE ADDED SEAFOOD PRODUCT	14,382.72	1,656,572,924
4054	CV. ANGIN TIMUR SEAFOODS	20-Mar	04.0-S-00861-2025	Hong Kong	HONG KONG	FROZEN BIG EYE BLENDED	17,355.00	354,736,200
4055	PT. WINDUBLAMBANGAN SEJATI	20-Mar	04.0-S-00870-2025	United States	BOSTON	FROZEN COOKED OCTOPUS	10,786.54	2,711,443,200
4056	PT JALA LAUTAN MULIA	20-Mar	04.0-S-00853-2025	Korea (South)	BUSAN (EX PUSAN)	FROZEN MILKFISH	24,500.00	506,268,000
4057	PT WINAROS KAWULA BAHARI	20-Mar	04.0-S-00859-2025	United States	NEW YORK	White Vannamei Nobashi Ebi	2,145.60	388,647,547
4058	PT WINAROS KAWULA BAHARI	20-Mar	04.0-S-00867-2025	United States	NEW YORK	White Vannamei Sushi Ebi	9,732.00	2,547,039,576
4059	PT WINAROS KAWULA BAHARI	20-Mar	04.0-S-00866-2025	United States	LOS ANGELES	White Raw Vannamei PDTO	14,880.00	2,539,718,400

No.	NAMA UPI	TERBIT HC	NO. HC MUTU	NEGARA TUJUAN	PEL. TUJUAN	NAMA PRODUK	VOLUME (KG)	NILAI (RP)
4060	PT. HAKIKI DONARTA	20-Mar	04.0-S-00887-2025	India	JAWAHARLAL NEHRU(NHAVA S)	AGAR AGAR POWDER	975.00	485,292,600
4061	PT. SEKAR KATOKICHI	20-Mar	04.0-S-00868-2025	United States	HOUSTON	Raw Breaded Aligned Butterfly Tail On Vannamei Shr	15,526.80	1,720,043,377
4062	CV LEGONG BALI	20-Mar	04.0-S-00874-2025	Taiwan	KEELUNG (CHILUNG)	AMIGO SHRIMPS CRACKERS BIG WHITE	1,200.00	100,800,000
4063	CV LEGONG BALI	20-Mar	04.0-S-00874-2025	Taiwan	KEELUNG (CHILUNG)	AMIGO SHRIMPS CRACKERS SMALL WHITE EXTRA CHILLI	1,800.00	158,040,000
4064	CV LEGONG BALI	20-Mar	04.0-S-00874-2025	Taiwan	KEELUNG (CHILUNG)	PRESIDENT EXCELLENT PRAWN CRACKERS	1,200.00	100,200,000
4065	PT.Hongxin Algae International	20-Mar	04.0-S-00864-2025	China	XIAMEN	Semi Refined Carrageenan	28.00	25,764,592
4066	PT. SEKAR KATOKICHI	20-Mar	04.0-S-00850-2025	Japan	KOBE	Frozen Breaded Shrimp	11,095.16	1,349,615,262
4067	PT.Hongxin Algae International	20-Mar	04.0-S-00862-2025	China	XIAMEN	Semi Refined Carrageenan	28.00	25,764,592
4068	PT. SAMUDRA KENCANA MINA	20-Mar	04.0-S-00858-2025	Vietnam	HO CHI MINH CITY	FROZEN SQUID	26,012.90	1,487,937,880
4069	CV. JAVA FISH	20-Mar	04.0-S-00852-2025	Hong Kong	HONG KONG	IKAN SWANGI	1,550.00	38,750,000
4070	CV. JAVA FISH	20-Mar	04.0-S-00852-2025	Hong Kong	HONG KONG	THREADFIN BLUE	700.00	24,500,000
4071	CV. JAVA FISH	20-Mar	04.0-S-00852-2025	Hong Kong	HONG KONG	SILVER POMFRET	600.00	33,000,000
4072	CV. JAVA FISH	20-Mar	04.0-S-00852-2025	Hong Kong	HONG KONG	RED SNAPPER	50.00	2,250,000
4073	CV. JAVA FISH	20-Mar	04.0-S-00852-2025	Hong Kong	HONG KONG	SAND WHITING FISH	250.00	6,250,000
4074	CV. JAVA FISH	20-Mar	04.0-S-00852-2025	Hong Kong	HONG KONG	GROUPEL	125.00	4,375,000
4075	CV. JAVA FISH	20-Mar	04.0-S-00852-2025	Hong Kong	HONG KONG	BARRAMUNDI SKIN ON	300.00	9,000,000
4076	CV. JAVA FISH	20-Mar	04.0-S-00846-2025	Hong Kong	HONG KONG	Hairtail	780.00	35,100,000
4077	CV. JAVA FISH	20-Mar	04.0-S-00846-2025	Hong Kong	HONG KONG	TENGGIRI	250.00	10,000,000
4078	CV. JAVA FISH	20-Mar	04.0-S-00847-2025	Hong Kong	HONG KONG	FRESH WHITE SHRIMP	680.00	34,000,000
4079	CV. JAVA FISH	20-Mar	04.0-S-00847-2025	Hong Kong	HONG KONG	FRESH TIGER SHRIMP	60.00	3,000,000
4080	CV. JAVA FISH	20-Mar	04.0-S-00847-2025	Hong Kong	HONG KONG	FRESH DOGOL SHRIMP	60.00	3,000,000
4081	CV. JAVA FISH	20-Mar	04.0-S-00847-2025	Hong Kong	HONG KONG	FRESH FLOWER SHRIMP	60.00	3,000,000
4082	CV. PESONA MANDIRI	20-Mar	04.0-S-00869-2025	China	XIAMEN	FROZEN MALABAR SNAPPER	3,851.40	115,475,309
4083	CV. PESONA MANDIRI	20-Mar	04.0-S-00869-2025	China	XIAMEN	FROZEN RIBBON FISH	24,221.20	639,366,587
4084	CV. PESONA MANDIRI	20-Mar	04.0-S-00872-2025	Malaysia	PENANG	FROZEN TREVALLY FISH	21,617.20	459,473,586
4085	CV. PESONA MANDIRI	20-Mar	04.0-S-00872-2025	Malaysia	PENANG	FROZEN RED SNAPPER BONE	3,752.10	42,942,785
4086	CV. PESONA MANDIRI	20-Mar	04.0-S-00851-2025	Malaysia	PENANG	FROZEN PUD SHRIMP	156.00	8,927,100
4087	CV. PESONA MANDIRI	20-Mar	04.0-S-00848-2025	Malaysia	PENANG	FROZEN SQUID	852.50	27,876,750
4088	PT. SEKAR LAUT, TBK.	20-Mar	04.0-S-00879-2025	Germany	HAMBURG	SHRIMP CRACKERS	15,600.00	742,060,800
4089	PT. BANYUWANGI CANNERY INDONESIA	20-Mar	04.0-S-00871-2025	Timor-Leste	DILI	CANNED TUNA	1.10	18,075
4090	PT. AGROMINA WICAKSANA	20-Mar	04.0-S-00908-2025	Oman	SOHAR	Frozen King Fish Whole Round	2,100,956.00	1,455,962,475
4091	PT. AMARTA CARRAGEENAN INDONESIA	20-Mar	04.0-S-00877-2025	Austria	HAMBURG	AME H001 (ZT)	20,000.00	1,686,000,000
4092	CV LEGONG BALI	20-Mar	04.0-S-00876-2025	Taiwan	KEELUNG (CHILUNG)	ALOHA FISH CRACKERS	600.00	52,980,000
4093	PT. PHILLIPS SEAFOODS INDONESIA	20-Mar	04.0-S-00880-2025	United States	BALTIMORE	PASTEURIZED BLUE SWIMMING CRABMEAT	15,690.24	537,685
4094	PT. SINDABAD MARINE PIONEER	20-Mar	04.0-S-00895-2025	China	XIAMEN	FROZEN FLYING FISH ROE	12,000.00	3,150,000,000
4095	PT. SAMUDRA SEAFOOD PRODUCTS	20-Mar	04.0-S-00885-2025	United States	NEW YORK	IQF RAW PEELED DEVEINED TAIL ON WHITE SHRIMP	15,875.73	2,666,392,356

No.	NAMA UPI	TERBIT HC	NO. HC MUTU	NEGARA TUJUAN	PEL. TUJUAN	NAMA PRODUK	VOLUME (KG)	NILAI (RP)
4096	PT Sekar Bumi Tbk	20-Mar	04.0-S-00890-2025	China	QINGDAO	FROZEN FISH BALL, FROZEN FISH BALL WITH LOBSTER F	2.00	15,500
4097	PT. NIRWANA SEGARA	20-Mar	04.0-S-00900-2025	United States	BOSTON	PASTEURIZED CRAB MEAT	16,344.00	6,824,174,460
4098	PT. GEMA ISTA RAYA	20-Mar	04.0-S-00896-2025	Saudi Arabia	AD DAMMAM	CANNED SARDINES	57,189.00	2,062,692,852
4099	PT Sekar Bumi Tbk	20-Mar	04.0-S-00899-2025	China	QINGDAO	FROZEN SHRIMP BALL (SAMPLE OF NON COMMERCIAL VALU	1.00	15,500
4100	PT. TRIDAYA JAYA MANUNGGAL	20-Mar	04.0-S-00911-2025	United States	NEW YORK	Frozen Snapper Fillet	8,312.74	1,852,327,854
4101	PT. TRIDAYA JAYA MANUNGGAL	20-Mar	04.0-S-00911-2025	United States	NEW YORK	Frozen Snapper WGGGS	4,086.00	556,161,804
4102	PT. TRIDAYA JAYA MANUNGGAL	20-Mar	04.0-S-00911-2025	United States	NEW YORK	Frozen Grouper Fillets	1,616.24	423,241,536
4103	PT. TRIDAYA JAYA MANUNGGAL	20-Mar	04.0-S-00911-2025	United States	NEW YORK	Frozen Crimson Fillet	4,131.40	797,657,661
4104	PT Sekar Bumi Tbk	20-Mar	04.0-S-00903-2025	China	QINGDAO	FROZEN FISH TOFU (SAMPLE OF NON COMMERCIAL VALUE)	1.00	15,500
4105	PT Sekar Bumi Tbk	20-Mar	04.0-S-00909-2025	China	QINGDAO	FROZEN FISH ROLL (SAMPLE OF NON COMMERCIAL VALUE)	0.90	15,500
4106	PT Sekar Bumi Tbk	20-Mar	04.0-S-00906-2025	China	QINGDAO	FROZEN MIX DUMPLING RENDANG (SAMPLE OF NON COMMER	0.80	15,500
4107	PT Sekar Bumi Tbk	20-Mar	04.0-S-00905-2025	China	QINGDAO	FROZEN ODEN (SAMPLE OF NON COMMERCIAL VALUE)	0.70	15,500
4108	CV. SRINI JAYA	21-Mar	04.0-S-00961-2025	Hong Kong	HONG KONG	Dried Shark Fin	1,021.95	158,402,250
4109	CV. SRINI JAYA	21-Mar	04.0-S-00961-2025	Hong Kong	HONG KONG	DRIED SHARK FIN	38.00	155,000
4110	CV. SRINI JAYA	21-Mar	04.0-S-00961-2025	Hong Kong	HONG KONG	DRIED SHARK FIN	15.43	155,000
4111	PT Sekar Bumi Tbk	21-Mar	04.0-S-00932-2025	Korea (South)	INCHEON	FROZEN FISH BALL	6,300.00	322,245,000
4112	PT Sekar Bumi Tbk	21-Mar	04.0-S-00943-2025	Korea (South)	INCHEON	FROZEN CAT FISH	4,200.00	192,045,000
4113	PT Sekar Bumi Tbk	21-Mar	04.0-S-00931-2025	Korea (South)	INCHEON	FROZEN MILK FISH	3,600.00	212,672,400
4114	CV. PESONA MANDIRI	21-Mar	04.0-S-00857-2025	China	XIAMEN	FROZEN SQUID	27,249.00	1,759,609,939
4115	PT WINAROS KAWULA BAHARI	21-Mar	04.0-S-00959-2025	Japan	HAKATA	White Vannamei Nobashi Ebi	9,678.00	162,696,600
4116	PT WINAROS KAWULA BAHARI	21-Mar	04.0-S-00959-2025	Japan	HAKATA	White Raw Vannamei Frozen Shrimp	6,308.00	74,435,860
4117	PT. SOUTHERN MARINE PRODUCTS	21-Mar	04.0-S-00912-2025	Singapore	SINGAPORE CONTAINER TERMINAL	FROZEN FISH PASTE	25,000.00	1,000,000,000
4118	PT WINAROS KAWULA BAHARI	21-Mar	04.0-S-00941-2025	United States	NEW YORK	White Vannamei Breaded BTF	10,113.40	900,881,445
4119	PT WINAROS KAWULA BAHARI	21-Mar	04.0-S-00941-2025	United States	NEW YORK	White Vannamei Breaded Coconut Shrimp Butterfly	4,517.83	457,638,108
4120	PT. LEGONG BALI NUSANTARA	21-Mar	04.0-S-00955-2025	Saudi Arabia	JEDDAH	ALOHA SUPER PRAWN CRACKERS	708.00	65,975,744
4121	PT. LEGONG BALI NUSANTARA	21-Mar	04.0-S-00955-2025	Saudi Arabia	JEDDAH	ALOHA SHRIMPS CRACKERS EXPORT	1,656.00	154,316,148
4122	PT. LEGONG BALI NUSANTARA	21-Mar	04.0-S-00955-2025	Saudi Arabia	JEDDAH	ALOHA SHRIMPS CRACKERS NEW RED	1,128.00	105,113,898
4123	PT. LEGONG BALI NUSANTARA	21-Mar	04.0-S-00955-2025	Saudi Arabia	JEDDAH	ALOHA PRAWN CRACKERS	1,884.00	175,562,574
4124	PT. LEGONG BALI NUSANTARA	21-Mar	04.0-S-00955-2025	Saudi Arabia	JEDDAH	MENARA SHRIMPS CRACKERS WHITE	1,834.00	127,296,286
4125	PT. LEGONG BALI NUSANTARA	21-Mar	04.0-S-00955-2025	Saudi Arabia	JEDDAH	MENARA SHRIMPS CRACKERS RED	2,002.00	138,957,015

No.	NAMA UPI	TERBIT HC	NO. HC MUTU	NEGARA TUJUAN	PEL. TUJUAN	NAMA PRODUK	VOLUME (KG)	NILAI (RP)
4126	PT. LEGONG BALI NUSANTARA	21-Mar	04.0-S-00955-2025	Saudi Arabia	JEDDAH	PUTRA BALI SHRIMPS CRACKERS BIG WHITE	1,392.00	92,890,115
4127	PT. LEGONG BALI NUSANTARA	21-Mar	04.0-S-00955-2025	Saudi Arabia	JEDDAH	AMIGO SHRIMP CRACKERS SMALL RED	3,720.00	253,428,403
4128	PT. LEGONG BALI NUSANTARA	21-Mar	04.0-S-00955-2025	Saudi Arabia	JEDDAH	AMIGO SHRIMPS CRACKERS SMALL WHITE	1,488.00	101,371,361
4129	PT. LEGONG BALI NUSANTARA	21-Mar	04.0-S-00955-2025	Saudi Arabia	JEDDAH	AMIGO SHRIMP CRACKERS BIG WHITE	1,200.00	81,751,098
4130	PT. LEGONG BALI NUSANTARA	21-Mar	04.0-S-00955-2025	Saudi Arabia	JEDDAH	AMIGO SHRIMP CRACKERS BIG RED	1,236.00	84,203,630
4131	PT. LEGONG BALI NUSANTARA	21-Mar	04.0-S-00955-2025	Saudi Arabia	JEDDAH	SARI UDANG MURNI SHRIMPS CRACKERS BIG RED	600.00	40,875,549
4132	PT. LEGONG BALI NUSANTARA	21-Mar	04.0-S-00955-2025	Saudi Arabia	JEDDAH	SARI UDANG MURNI SHRIMPS CRACKERS SMALL WHITE	600.00	40,875,549
4133	PT. LEGONG BALI NUSANTARA	21-Mar	04.0-S-00955-2025	Saudi Arabia	JEDDAH	SARI UDANG MURNI SHRIMP CRACKERS SMALL RED	600.00	40,875,549
4134	PT. LEGONG BALI NUSANTARA	21-Mar	04.0-S-00955-2025	Saudi Arabia	JEDDAH	DELTA SHRIMP CRACKER BOX RED	1,200.00	83,293,262
4135	PT. LEGONG BALI NUSANTARA	21-Mar	04.0-S-00955-2025	Saudi Arabia	JEDDAH	DELTA SHRIMPS CRACKERS BOX BLUE	1,200.00	83,293,262
4136	UD. PIALA	21-Mar	04.0-S-00923-2025	Japan	NAGOYA, AICHI	FROZEN SHRIMP	9,828.00	1,667,054,844
4137	UD. PIALA	21-Mar	04.0-S-00921-2025	Hong Kong	HONG KONG	FROZEN SHRIMP	2,754.00	600,176,466
4138	PT. BLUE OCEAN FOODS INDONESIA	21-Mar	04.0-S-00925-2025	Egypt	SOKHNA PORT	CANNED TUNA	28,896.00	1,765,718,976
4139	CV. JAVA FISH	21-Mar	04.0-S-00919-2025	Singapore	SINGAPORE	BARRAMUNDI SKIN ON	105.00	3,150,000
4140	CV. JAVA FISH	21-Mar	04.0-S-00919-2025	Singapore	SINGAPORE	FLATFISH	70.00	1,750,000
4141	CV. JAVA FISH	21-Mar	04.0-S-00919-2025	Singapore	SINGAPORE	Goldband Snapper	700.00	28,000,000
4142	CV. JAVA FISH	21-Mar	04.0-S-00919-2025	Singapore	SINGAPORE	GOLDEN SNAPPER	175.00	5,250,000
4143	CV. JAVA FISH	21-Mar	04.0-S-00919-2025	Singapore	SINGAPORE	GROUPE	1,750.00	61,250,000
4144	CV. JAVA FISH	21-Mar	04.0-S-00919-2025	Singapore	SINGAPORE	RED SNAPPER	70.00	3,150,000
4145	CV. JAVA FISH	21-Mar	04.0-S-00919-2025	Singapore	SINGAPORE	SAND WHITING FISH	1,050.00	26,250,000
4146	CV. JAVA FISH	21-Mar	04.0-S-00919-2025	Singapore	SINGAPORE	SILVER POMFRET	2,800.00	154,000,000
4147	CV. JAVA FISH	21-Mar	04.0-S-00919-2025	Singapore	SINGAPORE	THREADFIN BLUE	2,240.00	78,400,000
4148	CV. JAVA FISH	21-Mar	04.0-S-00919-2025	Singapore	SINGAPORE	FRESH LEATHER JACKET FISH	70.00	2,450,000
4149	CV. JAVA FISH	21-Mar	04.0-S-00917-2025	Singapore	SINGAPORE	Hairtail	1,225.00	55,126,000
4150	CV. JAVA FISH	21-Mar	04.0-S-00917-2025	Singapore	SINGAPORE	TENGGIRI	1,500.00	60,000,000
4151	CV. JAVA FISH	21-Mar	04.0-S-00918-2025	Singapore	SINGAPORE	FRESH WHITE SHRIMP	3,360.00	168,000,000
4152	CV. JAVA FISH	21-Mar	04.0-S-00918-2025	Singapore	SINGAPORE	SLIPPER LOBSTER	100.00	6,000,000
4153	CV. JAVA FISH	21-Mar	04.0-S-00915-2025	Singapore	SINGAPORE	BARRAMUNDI SKIN ON	105.00	3,150,000
4154	CV. JAVA FISH	21-Mar	04.0-S-00915-2025	Singapore	SINGAPORE	FLATFISH	70.00	1,750,000
4155	CV. JAVA FISH	21-Mar	04.0-S-00915-2025	Singapore	SINGAPORE	Goldband Snapper	700.00	28,000,000
4156	CV. JAVA FISH	21-Mar	04.0-S-00915-2025	Singapore	SINGAPORE	GOLDEN SNAPPER	175.00	5,250,000
4157	CV. JAVA FISH	21-Mar	04.0-S-00915-2025	Singapore	SINGAPORE	GROUPE	1,750.00	61,250,000
4158	CV. JAVA FISH	21-Mar	04.0-S-00915-2025	Singapore	SINGAPORE	RED SNAPPER	70.00	3,150,000
4159	CV. JAVA FISH	21-Mar	04.0-S-00915-2025	Singapore	SINGAPORE	SAND WHITING FISH	1,050.00	26,250,000

No.	NAMA UPI	TERBIT HC	NO. HC MUTU	NEGARA TUJUAN	PEL. TUJUAN	NAMA PRODUK	VOLUME (KG)	NILAI (RP)
4160	CV. JAVA FISH	21-Mar	04.0-S-00915-2025	Singapore	SINGAPORE	SILVER POMFRET	2,800.00	154,000,000
4161	CV. JAVA FISH	21-Mar	04.0-S-00915-2025	Singapore	SINGAPORE	THREADFIN BLUE	2,485.00	86,975,000
4162	CV. JAVA FISH	21-Mar	04.0-S-00915-2025	Singapore	SINGAPORE	FRESH LEATHER JACKET FISH	70.00	2,450,000
4163	CV. JAVA FISH	21-Mar	04.0-S-00928-2025	Singapore	SINGAPORE	Hairtail	1,050.00	47,250,000
4164	CV. JAVA FISH	21-Mar	04.0-S-00928-2025	Singapore	SINGAPORE	TENGGIRI	1,500.00	60,000,000
4165	CV. JAVA FISH	21-Mar	04.0-S-00920-2025	Singapore	SINGAPORE	FRESH WHITE SHRIMP	3,180.00	159,000,000
4166	CV. JAVA FISH	21-Mar	04.0-S-00920-2025	Singapore	SINGAPORE	SLIPPER LOBSTER	100.00	6,000,000
4167	PT. SARI LAUT JAYA FOOD PRODUCTS	21-Mar	04.0-S-00958-2025	Cameroon	DOUALA	CANNED SARDINES IN VEGETABLE OIL	60,000.00	2,557,440,000
4168	PT.KARYA KENCANA SUMBER SARI	21-Mar	04.0-S-00914-2025	Netherlands	ROTTERDAM	KERUPUK UDANG	16,600.00	1,005,794,000
4169	PT Sekar Bumi Tbk	21-Mar	04.0-S-00929-2025	China	QINGDAO	FROZEN SOFT BONE RIBBON FISH (SAMPLE OF NON COMME	0.60	15,500
4170	PT Sekar Bumi Tbk	21-Mar	04.0-S-00927-2025	China	QINGDAO	FROZEN CHIKUWA LONG ORIGINAL, SALMON (SAMPLE OF NO	1.90	15,500
4171	PT LAUTINDO SYNERGY SEJAHTERA	21-Mar	04.0-S-00937-2025	Thailand	LAT KRABANG	FROZEN PRECOOKED SKIPJACK TUNA LOINS	22,240.00	1,473,177,600
4172	PT LAUTINDO SYNERGY SEJAHTERA	21-Mar	04.0-S-00937-2025	Thailand	LAT KRABANG	FROZEN PRECOOKED SKIPJACK TUNA SHREDDED	2,480.00	164,275,200
4173	PT. CENTRAM	21-Mar	04.0-S-00913-2025	Japan	TOKYO	CARRAGEENAN	9,600.00	3,302,724,672
4174	PT GREEN ONE BIOTECHNOLOGY	21-Mar	04.0-S-00916-2025	Spain	VIGO	SEMI REFINED CARRAGEENAN	25,000.00	2,743,903,500
4175	PT LAUTINDO SYNERGY SEJAHTERA	21-Mar	04.0-S-00939-2025	Japan	SHIMIZU	FROZEN PRECOOKED BIG EYE LOINS	24,000.00	1,701,720,000
4176	PT. SAMUDRA SEAFOOD PRODUCTS	21-Mar	04.0-S-00945-2025	United States	MIAMI	IQF RAW EZ PEEL WHITE SHRIMP	16,329.33	2,020,232,049
4177	PT. REX CANNING	21-Mar	04.0-S-00935-2025	United States	NEW YORK	CANNED BABY CLAM IN BRINE	10,822.00	648,854,654
4178	PT. BANYUWANGI CANNERY INDONESIA	21-Mar	04.0-S-00942-2025	Jordan	AMMAN	CANNED TUNA	0.46	7,581
4179	PT. REX CANNING	21-Mar	04.0-S-00938-2025	United States	NEW YORK	CANNED SNAIL IN BRINE	6,912.00	626,047,488
4180	PT. SEKAR LAUT, TBK.	21-Mar	04.0-S-00953-2025	Australia	SYDNEY	FRIED SHRIMP CRACKERS	494.90	57,994,857
4181	PT. SEKAR LAUT, TBK.	21-Mar	04.0-S-00951-2025	Australia	SYDNEY	SHRIMP CHILI PASTE	270.00	20,117,858
4182	PT. INTI LAUTAN FAJAR ABADI	21-Mar	04.0-S-00962-2025	Australia	BRISBANE	EMPEROR	5,360.00	826,517,360
4183	PT. INTI LAUTAN FAJAR ABADI	21-Mar	04.0-S-00964-2025	Australia	BRISBANE	SWEETLIP SNAPPER	2,250.00	346,952,250
4184	PT. INTI LAUTAN FAJAR ABADI	21-Mar	04.0-S-00963-2025	Australia	BRISBANE	SNAPPER	2,290.00	311,398,780
4185	PT. SEKAR LAUT, TBK.	21-Mar	04.0-S-00952-2025	Australia	SYDNEY	FISH CHILI PASTE	157.50	10,520,348
4186	PT. PANCA MITRA MULTIPERDANA - PLANT 2	21-Mar	04.0-S-00965-2025	United States	LOS ANGELES	Frozen Cooked Shrimp	12,621.20	1,996,057,250
4187	PT. PANCA MITRA MULTIPERDANA - PLANT 2	21-Mar	04.0-S-00965-2025	United States	LOS ANGELES	FROZEN COOKED SHRIMPS	590.20	100,163,500
4188	PT. GEMA ISTA RAYA	21-Mar	04.0-S-00954-2025	Timor-Leste	DILI	CANNED SARDINES	13,175.00	358,017,450
4189	PT. PANCA MITRA MULTIPERDANA - PLANT 2	21-Mar	04.0-S-00967-2025	United States	LOS ANGELES	FROZEN RAW SHRIMPS	2,179.20	355,992,000
4190	PT. GEMA ISTA RAYA	21-Mar	04.0-S-00956-2025	Timor-Leste	DILI	Canned Tuna	2,664.00	130,000,536

No.	NAMA UPI	TERBIT HC	NO. HC MUTU	NEGARA TUJUAN	PEL. TUJUAN	NAMA PRODUK	VOLUME (KG)	NILAI (RP)
4191	PT. BANYUWANGI CANNERY INDONESIA	21-Mar	04.0-S-00957-2025	Israel	ASHDOD	CANNED TUNA	13,685.76	793,755,547
4192	PT. BANYUWANGI CANNERY INDONESIA	21-Mar	04.0-S-00957-2025	Israel	ASHDOD	CANNED TUNA	2,634.24	152,782,353
4193	PT. PANCA MITRA MULTIPERDANA - PLANT 2	21-Mar	04.0-S-00966-2025	United States	LOS ANGELES	FROZEN RAW SHRIMPS	635.60	125,510,000
4194	PT. PANCA MITRA MULTIPERDANA - PLANT 2	21-Mar	04.0-S-00966-2025	United States	LOS ANGELES	FROZEN RAW SHRIMPS	317.80	54,768,000
4195	CV. MARINA SEJAHTERA	21-Mar	04.0-S-00968-2025	Taiwan	TAIPEI	FRESH SPANISH MACKERELS	300.00	26,100,000
4196	CV. MARINA SEJAHTERA	21-Mar	04.0-S-00968-2025	Taiwan	TAIPEI	FRESH PURPLE-SPOTTED BIGEYE	200.00	13,000,000
4197	PT. INDONESIA LIFA ALGAE KARAGINAN INTERNATIONAL	21-Mar	04.0-S-00969-2025	India	AHMEDABAD	Kappa Refined Carrageenan Food Grade	3,000.00	508,150,500
4198	PT ANEKA SAKANA INDONESIA	22-Mar	04.0-S-00986-2025	Thailand	LAT KRABANG	FROZEN LONGTAIL TUNA WHOLE ROUND	75,000.00	1,500,000,000
4199	PT. ANEKA TUNA INDONESIA	22-Mar	04.0-S-00977-2025	Australia	MELBOURNE	CANNED TUNA	29,376.00	2,475,398,016
4200	PT. ANEKA TUNA INDONESIA	22-Mar	04.0-S-00977-2025	Australia	MELBOURNE	SAMPLE OF CANNED TUNA	5.10	429,119
4201	PT. ANEKA TUNA INDONESIA	22-Mar	04.0-S-00998-2025	Saudi Arabia	AD DAMMAM	CANNED TUNA	39,427.20	2,796,098,170
4202	PT. ANEKA TUNA INDONESIA	22-Mar	04.0-S-00994-2025	Saudi Arabia	AD DAMMAM	CANNED TUNA	77,683.20	3,951,122,918
4203	PT Sekar Bumi Tbk	22-Mar	04.0-S-01003-2025	United States	JACKSONVILLE	VANNAMEI COOKED IN SHELL PD TAIL ON IQF SHRIMP	10,177.08	2,062,556,320
4204	PT. GRAHAMAKMUR CIPTAPRATAMA	22-Mar	04.0-S-00982-2025	United States	NEW YORK	FROZEN RAW VANNAMEI PEELED DEVEINED TAIL ON	15,436.00	3,151,583,556
4205	PT WINAROS KAWULA BAHARI	22-Mar	04.0-S-00973-2025	Japan	TOKYO	White Vannamei Nobashi Ebi	9,038.24	203,704,456
4206	PT WINAROS KAWULA BAHARI	22-Mar	04.0-S-00973-2025	Japan	TOKYO	White Raw Vannamei Frozen Shrimp	6,849.60	144,500,744
4207	PT. GRAHAMAKMUR CIPTAPRATAMA	22-Mar	04.0-S-00975-2025	United States	OAKLAND	FROZEN RAW VANNAMEI PEELED DEVEINED TAIL ON	15,436.00	2,387,393,504
4208	PT. BARAMUDA BAHARI	22-Mar	04.0-S-00985-2025	United States	JACKSONVILLE	FROZEN RAW SHRIMPS	15,890.00	2,382,971,500
4209	PT WINAROS KAWULA BAHARI	22-Mar	04.0-S-00970-2025	China	SHANGHAI	Frozen Stretched Shrimp (Vannamei)	7,840.00	120,417,600
4210	PT WINAROS KAWULA BAHARI	22-Mar	04.0-S-01016-2025	United States	NEW YORK	White Vannamei Breaded BTF	8,943.12	799,881,596
4211	PT WINAROS KAWULA BAHARI	22-Mar	04.0-S-01016-2025	United States	NEW YORK	White Vannamei Breaded Coconut Shrimp Butterfly	5,688.11	574,544,615
4212	PT. BEE JAY SEAFOOD	22-Mar	04.0-S-00981-2025	Australia	FREMANTLE	BARRAMUNDI	720.00	109,854,576
4213	PT. BEE JAY SEAFOOD	22-Mar	04.0-S-00981-2025	Australia	FREMANTLE	Coral Trout	360.00	56,994,444
4214	PT. BEE JAY SEAFOOD	22-Mar	04.0-S-00981-2025	Australia	FREMANTLE	Goldband Snapper	1,800.00	341,080,740
4215	PT. BEE JAY SEAFOOD	22-Mar	04.0-S-00981-2025	Australia	FREMANTLE	King Snapper	3,600.00	660,308,688
4216	PT. BEE JAY SEAFOOD	22-Mar	04.0-S-00981-2025	Australia	FREMANTLE	Pearl Perch	1,720.00	272,306,788
4217	PT. BEE JAY SEAFOOD	22-Mar	04.0-S-00981-2025	Australia	FREMANTLE	Red Emperor	250.00	58,446,375
4218	PT. BEE JAY SEAFOOD	22-Mar	04.0-S-00981-2025	Australia	FREMANTLE	SWEETLIP	4,320.00	620,146,800
4219	PT. BEE JAY SEAFOOD	22-Mar	04.0-S-00981-2025	Australia	FREMANTLE	Tropical Snapper	4,320.00	485,486,352
4220	PT. BEE JAY SEAFOOD	22-Mar	04.0-S-00981-2025	Australia	FREMANTLE	White Snapper	2,940.00	487,159,764
4221	PT. SOUTHERN MARINE PRODUCTS	22-Mar	04.0-S-00976-2025	Japan	KOBE	FROZEN FISH PASTE	10,000.00	1,000,000,000

No.	NAMA UPI	TERBIT HC	NO. HC MUTU	NEGARA TUJUAN	PEL. TUJUAN	NAMA PRODUK	VOLUME (KG)	NILAI (RP)
4222	PT. SOUTHERN MARINE PRODUCTS	22-Mar	04.0-S-00976-2025	Japan	KOBE	FROZEN FISH PASTE	3,000.00	1,000,000,000
4223	PT. SURYA ALAM TUNGGAL	22-Mar	04.0-S-00978-2025	Japan	NARITA APT/TOKYO	Raw Peeled Black Tiger	2.10	172,261
4224	PT. SURYA ALAM TUNGGAL	22-Mar	04.0-S-00978-2025	Japan	NARITA APT/TOKYO	Raw Peeled White Vannamei	6.65	317,039
4225	PT. SOUTHERN MARINE PRODUCTS	22-Mar	04.0-S-00974-2025	Singapore	SINGAPORE CONTAINER TERMINAL	FROZEN FISH PASTE	27,000.00	1,000,000,000
4226	PT GREEN ONE BIOTECNOLOGY	22-Mar	04.0-S-00999-2025	China	GAOYAO	Alkali Treated Cottonii Chips	25,000.00	2,094,940,000
4227	PT. INDONESIA LIFA ALGAE KARAGINAN INTERNATIONAL	22-Mar	04.0-S-00991-2025	Turkey	IZMIT	Semi Refined Carragenan Powder (KARRAGENAN YARI RA	24,000.00	2,249,676,000
4228	PT. INTI LAUTAN FAJAR ABADI	22-Mar	04.0-S-01007-2025	United States	JACKSONVILLE	SNAPPER	5,448.00	1,212,408,816
4229	PT. INTI LAUTAN FAJAR ABADI	22-Mar	04.0-S-01009-2025	United States	JACKSONVILLE	SNAPPER	1,716.12	350,605,032
4230	PT. INTI LAUTAN FAJAR ABADI	22-Mar	04.0-S-01006-2025	United States	JACKSONVILLE	SNAPPER	3,518.50	866,451,736
4231	PT. INTI LAUTAN FAJAR ABADI	22-Mar	04.0-S-01008-2025	United States	JACKSONVILLE	GROUPE	4,540.00	1,432,696,880
4232	PT. INTI LAUTAN FAJAR ABADI	22-Mar	04.0-S-01000-2025	United States	JACKSONVILLE	COBIA	1,711.58	268,502,401
4233	PT. INDO LAUT JAYA	22-Mar	04.0-S-00995-2025	Singapore	SINGAPORE	Dried Sea Cucumber / Pasir / Gosok	285.00	57,000,000
4234	PT Sekar Bumi Tbk	22-Mar	04.0-S-00996-2025	United States	SAN JUAN	VANNAMEI RAW PD TAIL ON IQF SHRIMP	15,422.40	2,373,970,032
4235	PT. GRAHAMAKMUR CIPTAPRATAMA	22-Mar	04.0-S-01002-2025	Trinidad & Tobago	POINT LISAS	FROZEN RAW VANNAMEI HEADLESS SHELL ON EASY PEEL	5,947.40	872,388,422
4236	PT. GRAHAMAKMUR CIPTAPRATAMA	22-Mar	04.0-S-01002-2025	Trinidad & Tobago	POINT LISAS	FROZEN RAW VANNAMEI PEELED DEVEINED TAIL ON	6,855.40	1,218,225,146
4237	PT. GRAHAMAKMUR CIPTAPRATAMA	22-Mar	04.0-S-01002-2025	Trinidad & Tobago	POINT LISAS	FROZEN RAW VANNAMEI PEELED DEVEINED TAIL OFF	4,903.20	679,044,168
4238	PT Sekar Bumi Tbk	22-Mar	04.0-S-01004-2025	Puerto Rico	SAN JUAN	VANNAMEI RAW EZF IQF	14,968.80	1,792,588,644
4239	PT. INTI LAUTAN FAJAR ABADI	22-Mar	04.0-S-01012-2025	United States	LOS ANGELES	SNAPPER	17,292.86	4,128,825,961
4240	PT. SURYA INDOALGAS	24-Mar	04.0-S-01061-2025	Russian Federation	ST PETERSBURG (EX LENINGRAD)	Agar Powder	12,000.00	2,987,529,600
4241	PT. BUMI MENARA INTERNUSA DAMPIT	24-Mar	04.0-S-00472-2025	United States	SAVANNAH,US	FROZEN VALUE ADDED	15,052.82	1,631,274,103
4242	PT. BUMI MENARA INTERNUSA DAMPIT	24-Mar	04.0-S-00566-2025	United States	SAVANNAH,US	FROZEN SHRIMP BREADED	15,962.64	1,249,922,600
4243	PT. BUMI MENARA INTERNUSA DAMPIT	24-Mar	04.0-S-00686-2025	Belgium	ANTWERPEN	FROZEN VALUE ADDED	18,360.00	2,010,383,280
4244	PT. BUMI MENARA INTERNUSA DAMPIT	24-Mar	04.0-S-00719-2025	United States	NEW YORK	FROZEN SHRIMP	14,464.44	1,350,891,909
4245	PT. BUMI MENARA INTERNUSA DAMPIT	24-Mar	04.0-S-00741-2025	United States	SAVANNAH,US	FROZEN VALUE ADDED	15,052.82	1,740,015,675
4246	PT. SEKAR LAUT, TBK.	24-Mar	04.0-S-01011-2025	Korea (South)	BUSAN (EX PUSAN)	SHRIMP CRACKERS	46,476.00	2,051,078,832
4247	PT. INTI LUHUR FUJA ABADI	24-Mar	04.0-S-01010-2025	China	FUZHOU	FROZEN THREADFIN FISH	27,971.70	793,511,840
4248	PT. INTI LUHUR FUJA ABADI	24-Mar	04.0-S-01013-2025	China	FUZHOU	FROZEN THREADFIN FISH	27,916.50	792,035,882
4249	PT. INTI LUHUR FUJA ABADI	24-Mar	04.0-S-01086-2025	United States	NEW YORK	FROZEN KRIMSON TS SCARLET SNAPPER FILLET	2,724.00	664,200,000
4250	PT. INTI LUHUR FUJA ABADI	24-Mar	04.0-S-01086-2025	United States	NEW YORK	FROZEN KRIMSON TS SCARLET SNAPPER PORTION	908.00	223,040,000

No.	NAMA UPI	TERBIT HC	NO. HC MUTU	NEGARA TUJUAN	PEL. TUJUAN	NAMA PRODUK	VOLUME (KG)	NILAI (RP)
4251	PT. INTI LUHUR FUJA ABADI	24-Mar	04.0-S-01086-2025	United States	NEW YORK	FROZEN KRIMSON SCARLET SNAPPER WGGG	908.00	127,920,000
4252	PT. INTI LUHUR FUJA ABADI	24-Mar	04.0-S-01086-2025	United States	NEW YORK	FROZEN KRIMSON TS GOLDBAND SNAPPER FILLET	2,406.20	478,060,000
4253	PT. INTI LUHUR FUJA ABADI	24-Mar	04.0-S-01086-2025	United States	NEW YORK	FROZEN KRIMSON GOLDBAND SNAPPER WGGG	1,816.00	229,600,000
4254	PT. INTI LUHUR FUJA ABADI	24-Mar	04.0-S-01086-2025	United States	NEW YORK	FROZEN KRIMSON TS GROUPER FILLET	4,176.80	1,320,200,000
4255	PT. INTI LUHUR FUJA ABADI	24-Mar	04.0-S-01086-2025	United States	NEW YORK	FROZEN KRIMSON TS GROUPER PORTION	3,087.20	975,800,000
4256	PT. INTI LUHUR FUJA ABADI	24-Mar	04.0-S-01086-2025	United States	NEW YORK	FROZEN KRIMSON NON TREATED COBIA PORTION	454.00	74,620,000
4257	PT. ANEKA TUNA INDONESIA	24-Mar	04.0-S-01031-2025	United Kingdom (GB)	FELIXSTOWE	CANNED TUNA	18,002.88	1,070,721,288
4258	PT. ANEKA TUNA INDONESIA	24-Mar	04.0-S-01019-2025	Saudi Arabia	AD DAMMAM	CANNED TUNA	53,222.40	3,334,702,694
4259	PT. ANEKA TUNA INDONESIA	24-Mar	04.0-S-01014-2025	Saudi Arabia	AD DAMMAM	CANNED TUNA	39,427.20	2,375,607,082
4260	PT. SEKAR LAUT, TBK.	24-Mar	04.0-S-00987-2025	Australia	SYDNEY	SHRIMP CRACKERS	3,000.00	156,677,300
4261	PT. ANEKA TUNA INDONESIA	24-Mar	04.0-S-01042-2025	Australia	MELBOURNE	CANNED TUNA	13,275.60	1,239,529,496
4262	PT. ANEKA TUNA INDONESIA	24-Mar	04.0-S-01042-2025	Australia	MELBOURNE	SAMPLE OF CANNED TUNA	2.81	101,295
4263	PT. ANEKA TUNA INDONESIA	24-Mar	04.0-S-01056-2025	Australia	MELBOURNE	CANNED TUNA	14,688.00	1,175,950,656
4264	PT. ANEKA TUNA INDONESIA	24-Mar	04.0-S-01056-2025	Australia	MELBOURNE	SAMPLE OF CANNED TUNA	1.28	101,760
4265	PT. HAKIKI DONARTA	24-Mar	04.0-S-01097-2025	India	COCHIN	AGAR AGAR POWDER COMMERCIAL GRADE TYPE AGAROL 30	4,000.00	1,132,014,000
4266	PT. HAKIKI DONARTA	24-Mar	04.0-S-01097-2025	India	COCHIN	AGAR AGAR POWDER TYPE AGAROL 50	3,000.00	849,010,500
4267	PT. SAMUDRA SEAFOOD PRODUCTS	24-Mar	04.0-S-01046-2025	United States	NEW YORK	IQF RAW EZ PEEL WHITE SHRIMP	9,298.64	1,350,766,940
4268	PT. SAMUDRA SEAFOOD PRODUCTS	24-Mar	04.0-S-01047-2025	United States	NEW YORK	IQF COOK PEELED DEVEINED TAIL ON WHITE SHRIMP	6,350.29	1,245,361,722
4269	PT. MULTI PRAWN INDONESIA	24-Mar	04.0-S-01058-2025	China	QINGDAO	FROZEN SHRIMP	10,440.00	777,933,800
4270	PT. EDMAR MANDIRI JAYA	24-Mar	04.0-S-01078-2025	Thailand	LAT KRABANG	FROZEN SKIPJACK TUNA WHOLE ROUND	25,000.00	657,816,865
4271	PT. CANDI JAYA AMERTA	24-Mar	04.0-S-00993-2025	Netherlands	ROTTERDAM	KERUPUK UDANG	14,259.00	799,230,603
4272	PT. SEKAR KATOKICHI	24-Mar	04.0-S-00997-2025	Japan	KOBE	Frozen Breaded Shrimp	8,042.31	1,046,328,658
4273	PT. SARI LAUT JAYA FOOD PRODUCTS	24-Mar	04.0-S-01028-2025	Cameroon	DOUALA	CANNED SARDINES IN VEGETABLE OIL	40,000.00	1,704,960,000
4274	PT. SARI LAUT JAYA FOOD PRODUCTS	24-Mar	04.0-S-01028-2025	Cameroon	DOUALA	CANNED SARDINES IN VEGETABLE OIL WITH CHILLI	20,000.00	865,280,000
4275	PT. INTI LUHUR FUJA ABADI	24-Mar	04.0-S-01001-2025	China	FUZHOU	FROZEN PAMPANO FISH	13,742.50	203,471,466
4276	PT. INTI LUHUR FUJA ABADI	24-Mar	04.0-S-01001-2025	China	FUZHOU	FROZEN CROAKER FISH	7,037.20	377,500,288
4277	PT. INTI LUHUR FUJA ABADI	24-Mar	04.0-S-01001-2025	China	FUZHOU	FROZEN THREADFIN FISH	7,169.40	220,204,204
4278	PT. INTI LUHUR FUJA ABADI	24-Mar	04.0-S-01036-2025	China	FUZHOU	FROZEN PAMPANO FISH	12,313.40	182,312,196
4279	PT. INTI LUHUR FUJA ABADI	24-Mar	04.0-S-01036-2025	China	FUZHOU	FROZEN CROAKER FISH	14,515.20	684,756,160
4280	PT LAUTINDO SYNERGY SEJAHTERA	24-Mar	04.0-S-01037-2025	Japan	SHIMIZU	FROZEN PRECOOKED YELLOWFIN TUNA LOINS	24,000.00	2,457,600,000

No.	NAMA UPI	TERBIT HC	NO. HC MUTU	NEGARA TUJUAN	PEL. TUJUAN	NAMA PRODUK	VOLUME (KG)	NILAI (RP)
4281	PT. WINDUBLAMBANGAN SEJATI	24-Mar	04.0-S-01049-2025	United States	LOS ANGELES	FROZEN COOKED OCTOPUS	17,867.19	2,954,486,400
4282	PT LAUTINDO SYNERGY SEJAHTERA	24-Mar	04.0-S-01034-2025	Japan	SHIMIZU	FROZEN PRECOOKED YELLOWFIN TUNA LOINS	24,000.00	2,457,600,000
4283	PT. ANEKA TUNA INDONESIA	24-Mar	04.0-S-01063-2025	United States	BALTIMORE	CANNED TUNA	45,803.52	2,870,781,420
4284	PT. EDMAR MANDIRI JAYA	24-Mar	04.0-S-01066-2025	Japan	HAKATA	FROZEN SKIPJACK WHOLE ROUND	25,500.00	609,384,975
4285	PT Sekar Bumi Tbk	24-Mar	04.0-S-01017-2025	Puerto Rico	SAN JUAN	VANNAMEI RAW PD TAIL ON IQF SHRIMP	15,422.40	2,373,970,032
4286	PT. INTI LAUTAN FAJAR ABADI	24-Mar	04.0-S-01029-2025	United States	LOS ANGELES	SNAPPER	3,632.00	637,702,928
4287	PT. INTI LAUTAN FAJAR ABADI	24-Mar	04.0-S-01029-2025	United States	LOS ANGELES	SNAPPER	1,362.00	239,138,598
4288	PT. INTI LAUTAN FAJAR ABADI	24-Mar	04.0-S-01025-2025	United States	LOS ANGELES	SWORDFISH	9,079.09	1,599,817,370
4289	PT. INTI LAUTAN FAJAR ABADI	24-Mar	04.0-S-01024-2025	United States	LOS ANGELES	WAHOO	2,270.00	409,932,490
4290	PT. ANEKA TUNA INDONESIA	24-Mar	04.0-S-01065-2025	Saudi Arabia	AD DAMMAM	CANNED TUNA	39,427.20	2,796,098,170
4291	PT. MULTI PRAWN INDONESIA	24-Mar	04.0-S-01059-2025	Japan	OSAKA	FROZEN SHRIMP	15,282.00	2,698,108,392
4292	PT. MULTI PRAWN INDONESIA	24-Mar	04.0-S-01062-2025	Japan	TOKYO	FROZEN SHRIMP	15,282.00	3,205,126,746
4293	PT. ANEKA TUNA INDONESIA	24-Mar	04.0-S-01083-2025	Saudi Arabia	AD DAMMAM	CANNED TUNA	38,841.60	1,852,084,013
4294	PT. ANEKA TUNA INDONESIA	24-Mar	04.0-S-01084-2025	United States	BALTIMORE	CANNED TUNA	18,740.95	1,105,789,558
4295	PT. ANEKA TUNA INDONESIA	24-Mar	04.0-S-01082-2025	United States	SAVANNAH,US	CANNED TUNA	30,535.68	1,794,215,485
4296	PT. SAMUDRA SEAFOOD PRODUCTS	24-Mar	04.0-S-01044-2025	Japan	TOKYO	IQF RAW PEELED DEVEINED TAIL OFF WHITE SHRIMP	17,000.00	2,460,886,000
4297	PT. INDONESIA LIFA ALGAE KARAGINAN INTERNATIONAL	24-Mar	04.0-S-01095-2025	China	XIAMEN	Semi Refined Carrageenan Powder	18,000.00	1,528,875,000
4298	PT. INDONESIA LIFA ALGAE KARAGINAN INTERNATIONAL	24-Mar	04.0-S-01094-2025	China	XIAMEN	Agar Powder	3,000.00	557,190,000
4299	CV. PESONA MANDIRI	24-Mar	04.0-S-01060-2025	China	XIAMEN	FROZEN MALABAR SNAPPER	16,302.20	853,593,116
4300	CV. PESONA MANDIRI	24-Mar	04.0-S-01060-2025	China	XIAMEN	FROZEN MALABAR SNAPPER	3,052.40	97,706,292
4301	CV. PESONA MANDIRI	24-Mar	04.0-S-01060-2025	China	XIAMEN	FROZEN LEATHER JACKET FISH	850.00	32,577,375
4302	CV. PESONA MANDIRI	24-Mar	04.0-S-01022-2025	China	XIAMEN	FROZEN SPANISH MACKEREL FISH	4,544.20	224,126,127
4303	CV. JAVA FISH	24-Mar	04.0-S-01023-2025	Hong Kong	HONG KONG	IKAN SWANGI	1,750.00	43,750,000
4304	CV. JAVA FISH	24-Mar	04.0-S-01023-2025	Hong Kong	HONG KONG	THREADFIN BLUE	700.00	24,500,000
4305	CV. JAVA FISH	24-Mar	04.0-S-01023-2025	Hong Kong	HONG KONG	SILVER POMFRET	600.00	33,000,000
4306	CV. JAVA FISH	24-Mar	04.0-S-01023-2025	Hong Kong	HONG KONG	RED SNAPPER	50.00	2,250,000
4307	CV. JAVA FISH	24-Mar	04.0-S-01023-2025	Hong Kong	HONG KONG	SAND WHITING FISH	250.00	6,250,000
4308	CV. JAVA FISH	24-Mar	04.0-S-01023-2025	Hong Kong	HONG KONG	GROUPE	125.00	4,375,000
4309	CV. JAVA FISH	24-Mar	04.0-S-01023-2025	Hong Kong	HONG KONG	BARRAMUNDI SKIN ON	300.00	9,000,000
4310	CV. JAVA FISH	24-Mar	04.0-S-01030-2025	Hong Kong	HONG KONG	Hairtail	640.00	28,800,000
4311	CV. JAVA FISH	24-Mar	04.0-S-01030-2025	Hong Kong	HONG KONG	TENGGIRI	250.00	10,000,000
4312	CV. JAVA FISH	24-Mar	04.0-S-01027-2025	Hong Kong	HONG KONG	FRESH WHITE SHRIMP	760.00	38,000,000
4313	CV. JAVA FISH	24-Mar	04.0-S-01027-2025	Hong Kong	HONG KONG	FRESH TIGER SHRIMP	60.00	3,000,000
4314	CV. JAVA FISH	24-Mar	04.0-S-01027-2025	Hong Kong	HONG KONG	FRESH DOGOL SHRIMP	60.00	3,000,000
4315	CV. JAVA FISH	24-Mar	04.0-S-01027-2025	Hong Kong	HONG KONG	FRESH FLOWER SHRIMP	60.00	3,000,000
4316	PT Sekar Bumi Tbk	24-Mar	04.0-S-01073-2025	United States	NEW YORK	VANNAMEI RAW PD TAIL ON IQF SHRIMP	14,968.80	2,356,523,215

No.	NAMA UPI	TERBIT HC	NO. HC MUTU	NEGARA TUJUAN	PEL. TUJUAN	NAMA PRODUK	VOLUME (KG)	NILAI (RP)
4317	CV. PESONA MANDIRI	24-Mar	04.0-S-01026-2025	Malaysia	PASIR GUDANG, JOHOR	FROZEN SPANISH MACKEREL FISH	1,636.90	64,556,177
4318	PT Sekar Bumi Tbk	24-Mar	04.0-S-01076-2025	United States	JACKSONVILLE	VANNAMEI COOKED PD TAIL OFF IQF SHRIMP	15,876.00	2,133,575,640
4319	PT LAUTINDO SYNERGY SEJAHTERA	24-Mar	04.0-S-01040-2025	Thailand	LAT KRABANG	FROZEN PRECOOKED SKIPJACK TUNA LOINS	44,480.00	2,946,355,200
4320	PT LAUTINDO SYNERGY SEJAHTERA	24-Mar	04.0-S-01040-2025	Thailand	LAT KRABANG	FROZEN PRECOOKED SKIPJACK TUNA SHREDDED	4,960.00	328,550,400
4321	PT. SOUTHERN MARINE PRODUCTS	24-Mar	04.0-S-01039-2025	Malaysia	TANJONG PELEPAS	FROZEN FISH PASTE	20,000.00	1,000,000,000
4322	PT. SAMUDRA SEAFOOD PRODUCTS	24-Mar	04.0-S-01041-2025	United States	NORFOLK	IQF RAW PEELED CUT DEVEINED TAIL OFF WHITE SHRIMP	15,436.00	2,489,903,980
4323	PT. ANEKA TUNA INDONESIA	24-Mar	04.0-S-01085-2025	Japan	NAGOYA, AICHI	FISH EXTRACT YF	0.10	1,600
4324	PT. ANEKA TUNA INDONESIA	24-Mar	04.0-S-01085-2025	Japan	NAGOYA, AICHI	FISH EXTRACT SJ	0.10	1,600
4325	PT. SOUTHERN MARINE PRODUCTS	24-Mar	04.0-S-01051-2025	Malaysia	PASIR GUDANG, JOHOR	FROZEN FISH PASTE	19,900.00	1,000,000,000
4326	PT. PANCA MITRA MULTIPERDANA	24-Mar	04.0-S-01064-2025	United States	MIAMI	FROZEN RAW SHRIMPS	16,071.60	2,265,634,800
4327	CV. PASIFIC HARVEST	24-Mar	04.0-S-01072-2025	Egypt	SOKHNA PORT	CANNED SARDINES	40,331.25	171,851,456
4328	PT. PHILLIPS SEAFOODS INDONESIA	24-Mar	04.0-S-01054-2025	United States	BALTIMORE	FROZEN VALUE ADDED CRAB	11,915.70	4,635,481,361
4329	CV. TIRTA SURYA SRI REJEKI	24-Mar	04.0-S-01079-2025	China	XIAMEN	FROZEN SEA CUCUMBER	50.00	2,000,000
4330	PT. AMARTA CARRAGEENAN INDONESIA	24-Mar	04.0-S-01057-2025	Philippines	MANILA	PERFORATED COARSE IOTA	14,000.00	997,500,000
4331	PT. AMARTA CARRAGEENAN INDONESIA	24-Mar	04.0-S-01068-2025	Philippines	MANILA	PERFORATED COARSE KAPPA	14,000.00	1,522,500,000
4332	PT. REX CANNING	24-Mar	04.0-S-01069-2025	South Africa	CAPE TOWN	CANNED SNAIL IN BRINE	9,600.00	734,985,600
4333	PT Sekar Bumi Tbk	24-Mar	04.0-S-01067-2025	United States	CHICAGO	VANNAMEI RAW PD TAIL ON IQF SHRIMP	5,080.32	870,634,760
4334	PT. REX CANNING	24-Mar	04.0-S-01071-2025	United States	MIAMI	CANNED SNAIL IN BRINE	16,218.00	1,478,173,392
4335	PT Sekar Bumi Tbk	24-Mar	04.0-S-01070-2025	United States	CHICAGO	VANNAMEI COOKED PD TAIL OFF IQF SHRIMP	9,888.48	1,034,463,558
4336	PT. GRAHAMAKMUR CIPTAPRATAMA	24-Mar	04.0-S-01075-2025	United States	NEW YORK	FROZEN RAW VANNAMEI PEELED DEVEINED TAIL OFF	2,270.00	438,859,100
4337	PT. GRAHAMAKMUR CIPTAPRATAMA	24-Mar	04.0-S-01075-2025	United States	NEW YORK	FROZEN RAW VANNAMEI PEELED DEVEINED TAIL ON	13,393.00	1,681,611,687
4338	PT. AMARTA CARRAGEENAN INDONESIA	24-Mar	04.0-S-01077-2025	United Kingdom (GB)	WISBECH	GUM KAPPA CARRAGEENAN SEMI REFINED	20,000.00	2,109,000,000
4339	PT. GRAHAMAKMUR CIPTAPRATAMA	24-Mar	04.0-S-01074-2025	United States	NEW YORK	FROZEN RAW VANNAMEI PEELED DEVEINED TAIL ON	15,663.00	2,479,108,314
4340	PT. TRI MITRA MAKMUR - PLANT 2	24-Mar	04.0-S-01080-2025	United States	NORFOLK	FROZEN RAW SHRIMP	16,217.16	3,034,068,960
4341	PT. GEMA ISTA RAYA	24-Mar	04.0-S-01088-2025	Senegal	DAKAR	Canned Sardines	80,000.00	2,787,200,000
4342	PT. NISON INDONESIA	24-Mar	04.0-S-01032-2025	Congo	POINTE NOIRE	Canned Sardines	40,000.00	1,757,520,000

No.	NAMA UPI	TERBIT HC	NO. HC MUTU	NEGARA TUJUAN	PEL. TUJUAN	NAMA PRODUK	VOLUME (KG)	NILAI (RP)
4343	PT. SURYA INDOALGAS	25-Mar	04.0-S-01155-2025	Japan	YOKOHAMA	Agar Powder	6,000.00	1,491,433,250
4344	PT.CANDI JAYA AMERTA	25-Mar	04.0-S-01101-2025	Netherlands	ROTTERDAM	KERUPUK UDANG	17,340.00	931,644,560
4345	PT.CANDI JAYA AMERTA	25-Mar	04.0-S-01102-2025	Netherlands	ROTTERDAM	KERUPUK UDANG	16,000.00	878,107,680
4346	CV. PESONA MANDIRI	25-Mar	04.0-S-00979-2025	Malaysia	NORTHPORT/PT KLANG	FROZEN SNAPPER BONES	26,000.00	340,080,000
4347	CV. PESONA MANDIRI	25-Mar	04.0-S-00971-2025	Hong Kong	HONG KONG	FROZEN SQUID	24,900.40	1,723,410,990
4348	CV. PESONA MANDIRI	25-Mar	04.0-S-00971-2025	Hong Kong	HONG KONG	FROZEN CUTTLE FISH	1,992.90	130,335,660
4349	CV. PESONA MANDIRI	25-Mar	04.0-S-01021-2025	Malaysia	PORT KLANG (Pelabuhan Klang)	FROZEN WHITESPOTTED WHIPRAY	3,017.10	132,752,400
4350	CV. PESONA MANDIRI	25-Mar	04.0-S-01021-2025	Malaysia	PORT KLANG (Pelabuhan Klang)	FROZEN LEOPARD CORAL GROUPER FISH	1,191.20	127,458,400
4351	CV. PESONA MANDIRI	25-Mar	04.0-S-01021-2025	Malaysia	PORT KLANG (Pelabuhan Klang)	FROZEN GOLDBAND SNAPPER	3,047.40	195,033,600
4352	CV. PESONA MANDIRI	25-Mar	04.0-S-00972-2025	China	MAWEI	FROZEN CROAKER FISH	5,071.20	189,693,821
4353	CV. PESONA MANDIRI	25-Mar	04.0-S-00972-2025	China	MAWEI	FROZEN THREADFIN FISH	15,821.30	544,002,782
4354	CV. PESONA MANDIRI	25-Mar	04.0-S-00972-2025	China	MAWEI	FROZEN PAMPANO FISH	6,668.30	118,600,733
4355	CV. PESONA MANDIRI	25-Mar	04.0-S-00972-2025	China	MAWEI	FROZEN MALABAR SNAPPER	449.20	26,442,662
4356	CV. PESONA MANDIRI	25-Mar	04.0-S-00988-2025	Malaysia	PORT KLANG (Pelabuhan Klang)	FROZEN CUTTLEFISH	3,565.30	320,877,000
4357	PT. WINDUBLAMBANGAN SEJATI	25-Mar	04.0-S-01110-2025	United States	LOS ANGELES	FROZEN RAW OCTOPUS	19,800.00	1,477,197,216
4358	PT. WINDUBLAMBANGAN SEJATI	25-Mar	04.0-S-01127-2025	United States	LOS ANGELES	FROZEN RAW OCTOPUS	16,601.65	1,183,296,000
4359	PT. WINDUBLAMBANGAN SEJATI	25-Mar	04.0-S-01125-2025	United States	LOS ANGELES	FROZEN COOKED OCTOPUS	4,132.27	628,841,600
4360	CV. PESONA MANDIRI	25-Mar	04.0-S-01038-2025	China	XIAMEN	FROZEN THREADFIN FISH	14,265.30	534,137,823
4361	CV. PESONA MANDIRI	25-Mar	04.0-S-01038-2025	China	XIAMEN	FROZEN THREADFIN FISH	1,020.40	43,895,336
4362	CV. PESONA MANDIRI	25-Mar	04.0-S-01038-2025	China	XIAMEN	FROZEN RIBBON FISH	11,925.80	347,642,529
4363	CV. PESONA MANDIRI	25-Mar	04.0-S-01033-2025	Malaysia	PASIR GUDANG, JOHOR	FROZEN JENAHA FILLET	1,663.70	133,824,817
4364	CV. PESONA MANDIRI	25-Mar	04.0-S-01033-2025	Malaysia	PASIR GUDANG, JOHOR	FROZEN SWEETLIPS FISH FILLET	30.00	1,783,142
4365	CV. PESONA MANDIRI	25-Mar	04.0-S-01033-2025	Malaysia	PASIR GUDANG, JOHOR	FROZEN GROUPER FISH FILLET	2,685.80	511,478,568
4366	CV. PESONA MANDIRI	25-Mar	04.0-S-01033-2025	Malaysia	PASIR GUDANG, JOHOR	FROZEN SEABASS FISH FILLET	1,250.50	98,086,807
4367	PT ANEKA SAKANA INDONESIA	25-Mar	04.0-S-01043-2025	Thailand	LAT KRABANG	FROZEN LONGTAIL TUNA WHOLE ROUND	50,000.00	500,000,000
4368	PT ANEKA SAKANA INDONESIA	25-Mar	04.0-S-01116-2025	Thailand	LAT KRABANG	Frozen Skipjack Tuna Whole Round	50,000.00	1,000,000,000
4369	PT ANEKA SAKANA INDONESIA	25-Mar	04.0-S-01116-2025	Thailand	LAT KRABANG	FROZEN YELLOWFIN TUNA WHOLE ROUND	25,000.00	500,000,000
4370	PT. SEKAR LAUT, TBK.	25-Mar	04.0-S-01048-2025	United States	LOS ANGELES	FRIED SHRIMP CRACKERS	1,656.20	196,584,315
4371	PT. SEKAR LAUT, TBK.	25-Mar	04.0-S-01045-2025	United States	LOS ANGELES	SHRIMP CHILI PASTE	408.00	25,511,330
4372	PT. Keong Nusantara Abadi	25-Mar	04.0-S-01114-2025	Canada	MONTREAL	CANNED SNAIL MEAT	16,320.00	1,185,909,120
4373	PT. AGROMINA WICAKSANA	25-Mar	04.0-S-01081-2025	Saudi Arabia	JEDDAH	FROZEN BLACK POMFRET WHOLE ROUND	2.10	110,880
4374	PT. AGROMINA WICAKSANA	25-Mar	04.0-S-01081-2025	Saudi Arabia	JEDDAH	FROZEN EMPEROR WHOLE ROUND	2.20	293,535
4375	PT. AGROMINA WICAKSANA	25-Mar	04.0-S-01081-2025	Saudi Arabia	JEDDAH	FROZEN PARROTFISH WHOLE ROUND	0.96	63,835
4376	PT. TRI MITRA MAKMUR	25-Mar	04.0-S-01128-2025	Japan	TOKYO	FROZEN COOKED SHRIMP	8,637.75	1,507,916,260
4377	PT. WINDUBLAMBANGAN SEJATI	25-Mar	04.0-S-01107-2025	Italy	GENOA	FROZEN COOKED OCTOPUS	16,000.00	2,649,600,000

No.	NAMA UPI	TERBIT HC	NO. HC MUTU	NEGARA TUJUAN	PEL. TUJUAN	NAMA PRODUK	VOLUME (KG)	NILAI (RP)
4378	PT. TRIDAYA JAYA MANUNGGAL	25-Mar	04.0-S-01093-2025	United States	HOUSTON	FROZEN RAW WHOLE CLEANED OCTOPUS	21,792.00	1,871,017,536
4379	PT. WINDUBLAMBANGAN SEJATI	25-Mar	04.0-S-01126-2025	Italy	GENOA	FROZEN RAW OCTOPUS	13,500.00	1,049,760,000
4380	PT. REX CANNING	25-Mar	04.0-S-01117-2025	Canada	VANCOUVER	CANNED SNAIL IN BRINE	14,615.00	1,238,782,015
4381	PT. ANEKA TUNA INDONESIA	25-Mar	04.0-S-01142-2025	Saudi Arabia	AD DAMMAM	CANNED TUNA	17,740.80	1,013,336,755
4382	PT. ANEKA TUNA INDONESIA	25-Mar	04.0-S-01152-2025	Saudi Arabia	AD DAMMAM	CANNED TUNA	39,427.20	2,533,986,144
4383	PT. WINDUBLAMBANGAN SEJATI	25-Mar	04.0-S-01131-2025	Italy	GENOA	FROZEN COOKED OCTOPUS	4,500.00	841,840,000
4384	PT WINAROS KAWULA BAHARI	25-Mar	04.0-S-01098-2025	United States	LOS ANGELES	White Vannamei Nobashi Ebi	11,580.00	1,927,965,780
4385	PT. ANEKA TUNA INDONESIA	25-Mar	04.0-S-01136-2025	Kuwait	SHUWAIKH	CANNED TUNA	48,706.56	3,348,576,000
4386	PT WINAROS KAWULA BAHARI	25-Mar	04.0-S-01099-2025	United States	LOS ANGELES	White Vannamei Sushi Ebi	780.00	198,011,580
4387	PT WINAROS KAWULA BAHARI	25-Mar	04.0-S-01100-2025	United States	LOS ANGELES	White Raw Vannamei Frozen Shrimp	16,329.49	2,297,428,607
4388	PT. BEE JAY SEAFOOD	25-Mar	04.0-S-01104-2025	Australia	BRISBANE	BARRAMUNDI	720.00	106,310,880
4389	PT. BEE JAY SEAFOOD	25-Mar	04.0-S-01104-2025	Australia	BRISBANE	Black Kingfish	1,440.00	192,540,816
4390	PT. BEE JAY SEAFOOD	25-Mar	04.0-S-01104-2025	Australia	BRISBANE	Coral Trout	2,865.00	453,580,783
4391	PT. BEE JAY SEAFOOD	25-Mar	04.0-S-01104-2025	Australia	BRISBANE	Goldband Snapper	5,400.00	942,327,828
4392	PT. BEE JAY SEAFOOD	25-Mar	04.0-S-01104-2025	Australia	BRISBANE	Pearl Perch	760.00	111,593,612
4393	PT. BEE JAY SEAFOOD	25-Mar	04.0-S-01104-2025	Australia	BRISBANE	Red Emperor	1,345.00	314,441,497
4394	PT. BEE JAY SEAFOOD	25-Mar	04.0-S-01104-2025	Australia	BRISBANE	SWEETLIP	1,080.00	155,036,700
4395	PT. BEE JAY SEAFOOD	25-Mar	04.0-S-01104-2025	Australia	BRISBANE	Tropical Snapper	2,880.00	323,657,568
4396	PT. TRI MITRA MAKMUR	25-Mar	04.0-S-01129-2025	Japan	TOKYO	FROZEN RAW SHRIMP	2,910.03	435,326,545
4397	PT. BEE JAY SEAFOOD	25-Mar	04.0-S-01105-2025	Australia	BRISBANE	Mahi mahi	1,080.00	164,781,864
4398	PT. BEE JAY SEAFOOD	25-Mar	04.0-S-01105-2025	Australia	BRISBANE	Spanish Mackerel	1,080.00	167,439,636
4399	PT. BEE JAY SEAFOOD	25-Mar	04.0-S-01108-2025	Australia	BRISBANE	Bug Meat	800.00	337,963,600
4400	PT. BEE JAY SEAFOOD	25-Mar	04.0-S-01109-2025	Australia	BRISBANE	Flake Fillets	1,040.00	140,763,480
4401	PT. BEE JAY SEAFOOD	25-Mar	04.0-S-01106-2025	Malaysia	PENANG	Small Fillet Snapper	10,000.00	1,607,788,000
4402	CV. PESONA MANDIRI	25-Mar	04.0-S-01103-2025	Malaysia	PENANG	FROZEN BLACK POMFRET	27,822.40	1,228,219,848
4403	PT ANEKA SAKANA INDONESIA	25-Mar	04.0-S-01111-2025	Japan	HAKATA	Frozen Skipjack Tuna Whole Round	50,000.00	1,000,000,000
4404	CV. JAVA FISH	25-Mar	04.0-S-01112-2025	Singapore	SINGAPORE	BARRAMUNDI SKIN ON	105.00	3,150,000
4405	CV. JAVA FISH	25-Mar	04.0-S-01112-2025	Singapore	SINGAPORE	FLATFISH	70.00	1,750,000
4406	CV. JAVA FISH	25-Mar	04.0-S-01112-2025	Singapore	SINGAPORE	Goldband Snapper	700.00	28,000,000
4407	CV. JAVA FISH	25-Mar	04.0-S-01112-2025	Singapore	SINGAPORE	GOLDEN SNAPPER	175.00	5,250,000
4408	CV. JAVA FISH	25-Mar	04.0-S-01112-2025	Singapore	SINGAPORE	GROUPEL	1,750.00	61,250,000
4409	CV. JAVA FISH	25-Mar	04.0-S-01112-2025	Singapore	SINGAPORE	RED SNAPPER	70.00	3,150,000
4410	CV. JAVA FISH	25-Mar	04.0-S-01112-2025	Singapore	SINGAPORE	SAND WHITING FISH	1,050.00	26,250,000
4411	CV. JAVA FISH	25-Mar	04.0-S-01112-2025	Singapore	SINGAPORE	SILVER POMFRET	2,800.00	154,000,000
4412	CV. JAVA FISH	25-Mar	04.0-S-01112-2025	Singapore	SINGAPORE	THREADFIN BLUE	2,310.00	80,850,000
4413	CV. JAVA FISH	25-Mar	04.0-S-01112-2025	Singapore	SINGAPORE	FRESH LEATHER JACKET FISH	70.00	2,450,000
4414	CV. JAVA FISH	25-Mar	04.0-S-01121-2025	Singapore	SINGAPORE	Hairtail	1,075.00	48,375,000
4415	CV. JAVA FISH	25-Mar	04.0-S-01121-2025	Singapore	SINGAPORE	TENGGIRI	1,500.00	60,000,000
4416	CV. JAVA FISH	25-Mar	04.0-S-01122-2025	Singapore	SINGAPORE	FRESH WHITE SHRIMP	3,260.00	163,000,000
4417	CV. JAVA FISH	25-Mar	04.0-S-01122-2025	Singapore	SINGAPORE	SLIPPER LOBSTER	100.00	6,000,000
4418	PT. SAMUDRA SEAFOOD PRODUCTS	25-Mar	04.0-S-01118-2025	United States	MIAMI	IQF RAW EZ PEEL WHITE SHRIMP	16,336.13	1,844,300,069

No.	NAMA UPI	TERBIT HC	NO. HC MUTU	NEGARA TUJUAN	PEL. TUJUAN	NAMA PRODUK	VOLUME (KG)	NILAI (RP)
4419	PT. BLUE OCEAN FOODS INDONESIA	25-Mar	04.0-S-01113-2025	Guinea	CONAKRY	CANNED SARDINES	40,500.00	1,666,939,500
4420	PT. ISTANA CIPTA SEMBADA	25-Mar	04.0-S-01145-2025	Japan	KANSAI INT APT	FROZEN OCTOPUS	4.00	65,708
4421	PT. ANEKA TUNA INDONESIA	25-Mar	04.0-S-01151-2025	Kuwait	SHUWAIKH	CANNED TUNA	30,218.40	1,900,948,889
4422	PT. ANEKA TUNA INDONESIA	25-Mar	04.0-S-01149-2025	Saudi Arabia	AD DAMMAM	POUCHED TUNA	22,400.00	1,044,960,000
4423	PT. SAMUDRA SEAFOOD PRODUCTS	25-Mar	04.0-S-01119-2025	United States	MIAMI	IQF RAW EZ PEEL WHITE SHRIMP	16,329.33	2,394,124,718
4424	PT. INDO LAUT JAYA	25-Mar	04.0-S-01123-2025	Malaysia	KUALA LUMPUR	Dried Sea Cucumber / Ugai	318.00	47,250,000
4425	PT. ANEKA TUNA INDONESIA	25-Mar	04.0-S-01153-2025	Saudi Arabia	AD DAMMAM	CANNED TUNA	59,140.80	2,068,922,606
4426	PT. REX CANNING	25-Mar	04.0-S-01120-2025	Canada	VANCOUVER	CANNED BABY CLAM IN BRINE	14,263.00	885,418,514
4427	PT. ISTANA CIPTA SEMBADA	25-Mar	04.0-S-01146-2025	Japan	TOKYO	RAW PEELED VANNAMEI	19,260.00	2,314,474,200
4428	PT. PASIFIK HARVEST INDONESIA	25-Mar	04.0-S-01140-2025	Cote D Ivoire (Ivory Coast)	TEMA	CANNED SARDINES	21,131.75	882,525,275
4429	CV. PASIFIK HARVEST	25-Mar	04.0-S-01134-2025	Bosnia and Herzegovina	RIJEKA BAKAR	CANNED SARDINES	16,250.00	651,088,750
4430	PT. REX CANNING	25-Mar	04.0-S-01130-2025	United States	LOS ANGELES	CANNED CRABMEAT IN BRINE	13,501.00	1,976,046,863
4431	PT. PASIFIK HARVEST INDONESIA	25-Mar	04.0-S-01138-2025	Togo	TEMA	CANNED SARDINES	42,263.50	1,765,050,551
4432	PT. TRI MITRA MAKMUR	25-Mar	04.0-S-01160-2025	Spain	VIGO	FROZEN RAW SHRIMP	17,820.00	2,992,964,272
4433	PT. TRI MITRA MAKMUR	25-Mar	04.0-S-01158-2025	Spain	VIGO	FROZEN RAW SHRIMP	17,820.00	3,441,984,284
4434	PT. ISTANA CIPTA SEMBADA	25-Mar	04.0-S-01147-2025	Japan	TOKYO	Frozen Octopus	17,000.00	2,505,596,000
4435	PT. GEMA ISTA RAYA	25-Mar	04.0-S-01150-2025	United States	NEW YORK	Canned Sardines	17,925.00	663,702,000
4436	PT. SUMBER MUTIARA SAMUDRA	25-Mar	04.0-S-01156-2025	Sierra Leone	FREETOWN	CANNED SARDINES IN VEGETABLE OIL WITH CHILLI	40,000.00	1,710,720,000
4437	PT. MEGA MARINE PRIDE	25-Mar	04.0-S-01168-2025	Korea (South)	BUSAN (EX PUSAN)	Frozen Argentina Red Shrimp	18,000.00	3,373,460,782
4438	PT Sekar Bumi Tbk	25-Mar	04.0-S-01157-2025	United States	NEW YORK	VANNAMEI RAW EZ PEEL IQF SHRIMP	15,876.00	2,098,997,712
4439	PT Sekar Bumi Tbk	25-Mar	04.0-S-01162-2025	United States	NORFOLK	VANNAMEI RAW PD TAIL ON IQF SHRIMP	15,240.96	1,845,101,100
4440	PT. MEGA MARINE PRIDE	25-Mar	04.0-S-01169-2025	Korea (South)	BUSAN (EX PUSAN)	FROZEN RAW SHRIMPS	900.00	121,076,280
4441	PT. NISON INDONESIA	25-Mar	04.0-S-01124-2025	United Arab Emirates	JEBEL ALI	Canned Sardines	19,375.00	839,247,500
4442	PT. SUKSES LAUTAN INDONESIA	26-Mar	04.0-S-00610-2025	United States	MIAMI	FROZEN GROUPER FILLET SKIN LESS	5,681.81	1,624,901,120
4443	PT. SUKSES LAUTAN INDONESIA	26-Mar	04.0-S-00610-2025	United States	MIAMI	Frozen Snapper Skin On	2,646.82	504,253,440
4444	PT. SUKSES LAUTAN INDONESIA	26-Mar	04.0-S-00608-2025	United States	MIAMI	FROZEN MAHI MAHI PORTION	11,581.54	1,454,748,800
4445	PT. ISTANA CIPTA SEMBADA	26-Mar	04.0-S-01216-2025	Japan	TOKYO	RAW PEELED VANNAMEI	19,440.00	2,340,556,560
4446	PT. SAMUDRA SEAFOOD PRODUCTS	26-Mar	04.0-S-00933-2025	China	DALIAN	FROZEN WHITE SHRIMP IQF, RAW PEELED & DEVEINED TAI	7,200.00	982,713,600
4447	PT. BUMI MENARA INTERNUSA DAMPIT	26-Mar	04.0-S-00897-2025	United States	NORFOLK	FROZEN SHRIMP	6,300.00	1,363,194,000
4448	PT. BUMI MENARA INTERNUSA DAMPIT	26-Mar	04.0-S-00898-2025	United States	NORFOLK	Frozen Shrimp	5,500.00	1,072,192,000
4449	PT WINAROS KAWULA BAHARI	26-Mar	04.0-S-01172-2025	Japan	TOKYO	White Vannamei Tempura	495.00	143,528
4450	PT WINAROS KAWULA BAHARI	26-Mar	04.0-S-01177-2025	Japan	TOKYO	White Vannamei Nobashi Ebi	5,427.50	145,394,400
4451	PT WINAROS KAWULA BAHARI	26-Mar	04.0-S-01177-2025	Japan	TOKYO	White Raw Vannamei Frozen Shrimp	3,000.00	35,523,300

No.	NAMA UPI	TERBIT HC	NO. HC MUTU	NEGARA TUJUAN	PEL. TUJUAN	NAMA PRODUK	VOLUME (KG)	NILAI (RP)
4452	PT WINAROS KAWULA BAHARI	26-Mar	04.0-S-01177-2025	Japan	TOKYO	White Raw Vannamei EZP	3,240.00	44,466,000
4453	PT. ANEKA TUNA INDONESIA	26-Mar	04.0-S-01203-2025	Japan	SHIMIZU	CANNED TUNA	564.48	54,419,259
4454	PT. ANEKA TUNA INDONESIA	26-Mar	04.0-S-01203-2025	Japan	SHIMIZU	CANNED TUNA	12,096.00	1,095,474,240
4455	PT. ANEKA TUNA INDONESIA	26-Mar	04.0-S-01198-2025	Japan	SHIMIZU	CANNED TUNA	11,343.36	960,714,532
4456	PT. ANEKA TUNA INDONESIA	26-Mar	04.0-S-01198-2025	Japan	SHIMIZU	CANNED TUNA	7,741.44	701,103,514
4457	PT. BANYUWANGI CANNERY INDONESIA	26-Mar	04.0-S-01208-2025	Canada	TORONTO	CANNED TUNA	12,829.44	1,731,838,421
4458	PT. INTI LAUTAN FAJAR ABADI	26-Mar	04.0-S-01165-2025	United States	NEW YORK	SNAPPER	6,352.36	1,548,197,179
4459	PT. INTI LAUTAN FAJAR ABADI	26-Mar	04.0-S-01165-2025	United States	NEW YORK	SNAPPER	928.66	226,333,015
4460	PT. INTI LAUTAN FAJAR ABADI	26-Mar	04.0-S-01165-2025	United States	NEW YORK	SNAPPER	119.18	29,046,550
4461	PT. INTI LAUTAN FAJAR ABADI	26-Mar	04.0-S-01165-2025	United States	NEW YORK	SNAPPER	227.00	55,324,440
4462	PT. INTI LAUTAN FAJAR ABADI	26-Mar	04.0-S-01166-2025	United States	NEW YORK	GROUPE	2,542.40	790,340,634
4463	PT. INTI LAUTAN FAJAR ABADI	26-Mar	04.0-S-01164-2025	United States	NEW YORK	SNAPPER	5,584.20	1,142,270,447
4464	PT. INTI LAUTAN FAJAR ABADI	26-Mar	04.0-S-01167-2025	United States	NEW YORK	SWORDFISH	2,270.00	407,753,290
4465	PT. ANEKA TUNA INDONESIA	26-Mar	04.0-S-01201-2025	Chile	SAN ANTONIO	CANNED TUNA	58,060.80	3,393,769,882
4466	PT. ANEKA TUNA INDONESIA	26-Mar	04.0-S-01204-2025	Japan	SHIMIZU	CANNED TUNA	1,411.20	136,048,147
4467	PT. ANEKA TUNA INDONESIA	26-Mar	04.0-S-01204-2025	Japan	SHIMIZU	CANNED TUNA	15,724.80	1,425,877,690
4468	PT. SAMUDRA SEAFOOD PRODUCTS	26-Mar	04.0-S-01213-2025	Japan	TOKYO	IQF RAW PEELED DEVEINED TAIL OFF WHITE SHRIMP	17,000.00	2,460,886,000
4469	PT. ANEKA TUNA INDONESIA	26-Mar	04.0-S-01221-2025	Kuwait	SHUWAIKH	CANNED TUNA	28,231.68	1,916,394,670
4470	PT WINAROS KAWULA BAHARI	26-Mar	04.0-S-01195-2025	Japan	TOKYO	White Vannamei Sushi Ebi Without Tail	7,147.60	185,927,425
4471	PT WINAROS KAWULA BAHARI	26-Mar	04.0-S-01195-2025	Japan	TOKYO	White Vannamei Sushi Ebi	3,788.40	204,950,718
4472	PT. SEKAR KATOKICHI	26-Mar	04.0-S-01194-2025	Japan	KOBE	Frozen Breaded Shrimp	1,510.96	1,733,505,629
4473	PT. SAMUDRA SEAFOOD PRODUCTS	26-Mar	04.0-S-01202-2025	United States	SAVANNAH,US	IQF RAW PEELED DEVEINED TAIL ON WHITE SHRIMP	14,061.36	2,339,500,954
4474	PT. SEKAR KATOKICHI	26-Mar	04.0-S-01186-2025	United States	HOUSTON	Raw Breaded Aligned Butterfly Tail On Vannamei Shr	15,526.80	1,741,284,040
4475	PT. WINDUBLAMBANGAN SEJATI	26-Mar	04.0-S-01182-2025	Italy	NAPOLI	FROZEN RAW OCTOPUS	18,000.00	2,419,200,000
4476	PT. BANYUWANGI CANNERY INDONESIA	26-Mar	04.0-S-01206-2025	Saudi Arabia	AD DAMMAM	CANNED TUNA	10,944.00	644,852,218
4477	PT. BANYUWANGI CANNERY INDONESIA	26-Mar	04.0-S-01206-2025	Saudi Arabia	AD DAMMAM	CANNED TUNA	4,224.00	195,833,825
4478	PT. BANYUWANGI CANNERY INDONESIA	26-Mar	04.0-S-01211-2025	Saudi Arabia	AD DAMMAM	CANNED TUNA	16,800.00	927,416,000
4479	PT. ANEKA TUNA INDONESIA	26-Mar	04.0-S-01191-2025	Saudi Arabia	AD DAMMAM	CANNED TUNA	10,368.00	462,091,392
4480	PT. WINDUBLAMBANGAN SEJATI	26-Mar	04.0-S-01174-2025	Malaysia	WESTPORT/PORT KLANG	FROZEN RAW OCTOPUS	16,460.00	1,694,580,800
4481	PT WINAROS KAWULA BAHARI	26-Mar	04.0-S-01190-2025	Japan	TOKYO	White Raw Vannamei Frozen Shrimp	14,556.00	180,732,350
4482	PT. SAMUDRA SEAFOOD PRODUCTS	26-Mar	04.0-S-01217-2025	United States	BOSTON	IQF RAW EZ PEEL WHITE SHRIMP	15,422.14	2,735,656,304
4483	PT. SAMUDRA SEAFOOD PRODUCTS	26-Mar	04.0-S-01205-2025	United States	LOS ANGELES	IQF COOKED PEELED DEVEINED TAIL ON WHITE SHRIMP	15,875.73	2,794,938,142
4484	PT WINAROS KAWULA BAHARI	26-Mar	04.0-S-01188-2025	United States	NEW YORK	White Vannamei Breaded BTF	14,631.23	1,342,108,097
4485	PT. ANEKA TUNA INDONESIA	26-Mar	04.0-S-01246-2025	Kuwait	SHUWAIKH	CANNED TUNA	48,706.56	3,234,407,823

No.	NAMA UPI	TERBIT HC	NO. HC MUTU	NEGARA TUJUAN	PEL. TUJUAN	NAMA PRODUK	VOLUME (KG)	NILAI (RP)
4486	CV. JAVA FISH	26-Mar	04.0-S-01189-2025	Singapore	SINGAPORE	BARRAMUNDI SKIN ON	105.00	3,150,000
4487	CV. JAVA FISH	26-Mar	04.0-S-01189-2025	Singapore	SINGAPORE	FLATFISH	70.00	1,750,000
4488	CV. JAVA FISH	26-Mar	04.0-S-01189-2025	Singapore	SINGAPORE	Goldband Snapper	700.00	28,000,000
4489	CV. JAVA FISH	26-Mar	04.0-S-01189-2025	Singapore	SINGAPORE	GOLDEN SNAPPER	175.00	5,250,000
4490	CV. JAVA FISH	26-Mar	04.0-S-01189-2025	Singapore	SINGAPORE	GROUPE	1,750.00	61,250,000
4491	CV. JAVA FISH	26-Mar	04.0-S-01189-2025	Singapore	SINGAPORE	RED SNAPPER	70.00	3,150,000
4492	CV. JAVA FISH	26-Mar	04.0-S-01189-2025	Singapore	SINGAPORE	SAND WHITING FISH	1,050.00	26,250,000
4493	CV. JAVA FISH	26-Mar	04.0-S-01189-2025	Singapore	SINGAPORE	SILVER POMFRET	2,800.00	154,000,000
4494	CV. JAVA FISH	26-Mar	04.0-S-01189-2025	Singapore	SINGAPORE	THREADFIN BLUE	2,590.00	90,650,000
4495	CV. JAVA FISH	26-Mar	04.0-S-01189-2025	Singapore	SINGAPORE	FRESH LEATHER JACKET FISH	70.00	2,450,000
4496	PT WINAROS KAWULA BAHARI	26-Mar	04.0-S-01187-2025	United States	NEW YORK	Frozen Raw PD Shrimp	453.60	55,478,909
4497	PT WINAROS KAWULA BAHARI	26-Mar	04.0-S-01187-2025	United States	NEW YORK	White Vannamei Nobashi Ebi	5,785.00	988,193,700
4498	CV. JAVA FISH	26-Mar	04.0-S-01184-2025	Singapore	SINGAPORE	Hairtail	950.00	42,750,000
4499	CV. JAVA FISH	26-Mar	04.0-S-01184-2025	Singapore	SINGAPORE	TENGGIRI	1,500.00	60,000,000
4500	PT WINAROS KAWULA BAHARI	26-Mar	04.0-S-01183-2025	United States	NEW YORK	White Vannamei Sushi Ebi Broken	3,628.78	704,836,083
4501	PT WINAROS KAWULA BAHARI	26-Mar	04.0-S-01183-2025	United States	NEW YORK	White Vannamei Sushi Ebi Without Tail	400.00	87,640,800
4502	PT WINAROS KAWULA BAHARI	26-Mar	04.0-S-01183-2025	United States	NEW YORK	White Vannamei Sushi Ebi	3,018.00	860,507,250
4503	CV. JAVA FISH	26-Mar	04.0-S-01185-2025	Singapore	SINGAPORE	FRESH WHITE SHRIMP	3,160.00	158,000,000
4504	CV. JAVA FISH	26-Mar	04.0-S-01185-2025	Singapore	SINGAPORE	SLIPPER LOBSTER	100.00	6,000,000
4505	PT Sekar Bumi Tbk	26-Mar	04.0-S-01250-2025	Korea (South)	BUSAN (EX PUSAN)	FROZEN OCTOPUS	8,500.00	1,097,894,000
4506	PT Sekar Bumi Tbk	26-Mar	04.0-S-01249-2025	Korea (South)	BUSAN (EX PUSAN)	FROZEN ABALONE BOILED MEAT	8,090.00	2,879,012,570
4507	CV. PESONA MANDIRI	26-Mar	04.0-S-01179-2025	Malaysia	KOTA KINABALU, SABAH	FROZEN HORSE MACKEREL	23,870.00	273,192,150
4508	PT. SEKAR LAUT, TBK.	26-Mar	04.0-S-01197-2025	Germany	HAMBURG	SHRIMP CRACKERS	15,600.00	744,868,800
4509	PT. SEKAR LAUT, TBK.	26-Mar	04.0-S-01196-2025	Reunion	REUNION	FRIED SHRIMP CRACKERS	1,666.00	220,366,818
4510	PT. SUMBER MUTIARA SAMUDRA	26-Mar	04.0-S-01193-2025	United Arab Emirates	JEBEL ALI	CANNED SARDINES IN VEGETABLE OIL WITH CHILLI	20,000.00	829,440,000
4511	PT. PANCA MITRA MULTIPERDANA	26-Mar	04.0-S-01199-2025	United States	LOS ANGELES	FROZEN RAW SHRIMPS	15,890.00	2,893,250,000
4512	PT. PANCA MITRA MULTIPERDANA - PLANT 2	26-Mar	04.0-S-01200-2025	United States	LOS ANGELES	Frozen Cooked Shrimp	15,890.00	1,904,369,750
4513	CV. PASIFIC HARVEST	26-Mar	04.0-S-01218-2025	Saudi Arabia	AD DAMMAM	CANNED SARDINES	12,503.00	810,356,939
4514	PT LAUTINDO SYNERGY SEJAHTERA	26-Mar	04.0-S-01214-2025	Thailand	SONGKHLA	FROZEN PRECOOKED SKIPJACK LOINS	22,500.00	1,496,340,000
4515	PT LAUTINDO SYNERGY SEJAHTERA	26-Mar	04.0-S-01214-2025	Thailand	SONGKHLA	FROZEN PRECOOKED SKIPJACK SHREDDED	2,500.00	166,260,000
4516	CV. PASIFIC HARVEST	26-Mar	04.0-S-01233-2025	Kuwait	SHUWAIKH	CANNED SARDINES	19,956.25	1,104,937,650
4517	PT LAUTINDO SYNERGY SEJAHTERA	26-Mar	04.0-S-01215-2025	Thailand	SONGKHLA	FROZEN PRECOOKED SKIPJACK LOINS	45,000.00	2,992,680,000
4518	PT LAUTINDO SYNERGY SEJAHTERA	26-Mar	04.0-S-01215-2025	Thailand	SONGKHLA	FROZEN PRECOOKED SKIPJACK SHREDDED	5,000.00	332,520,000
4519	PT. TRI MITRA MAKMUR	26-Mar	04.0-S-01239-2025	United States	NEW YORK	FROZEN RAW PINK SALMON FISH PORTION CUT	15,436.00	1,950,784,000

No.	NAMA UPI	TERBIT HC	NO. HC MUTU	NEGARA TUJUAN	PEL. TUJUAN	NAMA PRODUK	VOLUME (KG)	NILAI (RP)
4520	PT. REX CANNING	26-Mar	04.0-S-01244-2025	Canada	VANCOUVER	CANNED CRABMEAT IN BRINE	12,240.00	2,585,822,400
4521	CV. PASIFIC HARVEST	26-Mar	04.0-S-01219-2025	Bosnia and Herzegovina	RIJEKA BAKAR	CANNED SARDINES	16,250.00	746,216,250
4522	CV. PASIFIC HARVEST	26-Mar	04.0-S-01230-2025	Congo, Democratic Republic	DAR ES SALAAM	CANNED SARDINES	21,475.00	941,592,850
4523	PT. REX CANNING	26-Mar	04.0-S-01237-2025	United States	BALTIMORE	CANNED CRABMEAT IN BRINE	13,709.00	2,168,626,710
4524	PT. GRAHAMAKMUR CIPTAPRATAMA	26-Mar	04.0-S-01241-2025	United States	MIAMI	FROZEN RAW VANNAMEI PEELED DEVEINED TAIL ON	15,436.00	2,649,558,528
4525	PT. GEMA ISTA RAYA	26-Mar	04.0-S-01245-2025	Senegal	DAKAR	CANNED SARDINES	20,000.00	696,800,000
4526	PT. GRAHAMAKMUR CIPTAPRATAMA	26-Mar	04.0-S-01224-2025	United States	NEW YORK	FROZEN RAW VANNAMEI PEELED DEVEINED TAIL ON	15,436.00	2,994,090,048
4527	PT Sekar Bumi Tbk	26-Mar	04.0-S-01235-2025	United States	BOSTON	FROZEN VANNAMEI COOKED PD TAIL ON IQF SHRIMP	15,422.40	2,932,291,757
4528	PT. MEGA MARINE PRIDE	26-Mar	04.0-S-01248-2025	Korea (South)	BUSAN (EX PUSAN)	Frozen Argentina Red Shrimp	18,000.00	3,389,014,166
4529	PT Sekar Bumi Tbk	26-Mar	04.0-S-01242-2025	United States	BOSTON	VANNAMEI RAW EZ PEEL IQF SHRIMP	15,422.40	2,579,303,866
4530	PT. NISON INDONESIA	26-Mar	04.0-S-01207-2025	Tanzania	DAR ES SALAAM	Canned Sardines	40,000.00	1,757,560,000
4531	PT. NISON INDONESIA	26-Mar	04.0-S-01209-2025	Benin	COTONOU	Canned Sardines	40,000.00	1,889,960,000
4532	PT. BANYUWANGI CANNERY INDONESIA	27-Mar	04.0-S-01292-2025	Canada	TORONTO	CANNED TUNA	5,702.40	379,679,724
4533	PT. SUKSES LAUTAN INDONESIA	27-Mar	04.0-S-01087-2025	United States	MIAMI	FROZEN GROUPER FILLET SKIN LESS	9,352.40	2,694,068,978
4534	PT. SUKSES LAUTAN INDONESIA	27-Mar	04.0-S-01087-2025	United States	MIAMI	FROZEN SCARLET SNAPPER FILLET SKIN ON	1,121.38	254,371,666
4535	PT. SUKSES LAUTAN INDONESIA	27-Mar	04.0-S-01087-2025	United States	MIAMI	Frozen Snapper Skin On	1,289.36	245,817,632
4536	PT. SUKSES LAUTAN INDONESIA	27-Mar	04.0-S-01089-2025	United States	MIAMI	FROZEN MAHI MAHI PORTION	6,174.40	829,297,930
4537	PT. BUMI MENARA INTERNUSA DAMPIT	27-Mar	04.0-S-01053-2025	United States	SEATTLE	Frozen Shrimp	16,262.28	1,890,213,591
4538	PT. ANEKA TUNA INDONESIA	27-Mar	04.0-S-01222-2025	Chile	SAN ANTONIO	CANNED TUNA	56,414.40	3,297,534,509
4539	PT Sekar Bumi Tbk	27-Mar	04.0-S-01223-2025	United States	NORFOLK	VANNAMEI RAW EZ PEEL IQF SHRIMP	15,422.40	2,093,405,731
4540	PT. SUNRISE NIAGA FISHERY	27-Mar	04.0-S-01227-2025	United States	CHICAGO	FROZEN OCTOPUS WCL	22,589.13	3,198,000,000
4541	PT Sekar Bumi Tbk	27-Mar	04.0-S-01234-2025	United States	NEW YORK	VANNAMEI RAW EZ PEEL IQF SHRIMP	13,789.44	1,799,535,709
4542	PT Sekar Bumi Tbk	27-Mar	04.0-S-01231-2025	United States	NEW YORK	VANNAMEI RAW PD TAIL OFF IQF SHRIMP	2,041.20	417,578,490
4543	PT. BANYUWANGI CANNERY INDONESIA	27-Mar	04.0-S-01212-2025	Bahrain	KHALIFA BIN SALMAN PT	CANNED TUNA	3,072.00	226,885,700
4544	PT. BANYUWANGI CANNERY INDONESIA	27-Mar	04.0-S-01212-2025	Bahrain	KHALIFA BIN SALMAN PT	CANNED TUNA	13,308.48	729,677,660
4545	PT. PASIFIK HARVEST INDONESIA	27-Mar	04.0-S-01302-2025	Mauritius	PORT LOUIS	CANNED SARDINES	20,253.80	844,826,506
4546	PT Sekar Bumi Tbk	27-Mar	04.0-S-01225-2025	United States	LOS ANGELES, USA	VANNAMEI RAW PD TAIL ON IQF SHRIMP	15,649.20	2,270,714,569
4547	PT. EDMAR MANDIRI JAYA	27-Mar	04.0-S-01279-2025	Thailand	LAT KRABANG	FROZEN SKIPJACK TUNA WHOLE ROUND	25,000.00	652,837,250

No.	NAMA UPI	TERBIT HC	NO. HC MUTU	NEGARA TUJUAN	PEL. TUJUAN	NAMA PRODUK	VOLUME (KG)	NILAI (RP)
4548	PT WINAROS KAWULA BAHARI	27-Mar	04.0-S-01264-2025	United States	LOS ANGELES, USA	White Vannamei Nobashi Ebi	16,680.00	313,999,700
4549	PT WINAROS KAWULA BAHARI	27-Mar	04.0-S-01269-2025	United States	LOS ANGELES, USA	White Vannamei Sushi Ebi	11,494.75	664,292,250
4550	PT WINAROS KAWULA BAHARI	27-Mar	04.0-S-01269-2025	United States	LOS ANGELES, USA	White Vannamei Ebishin (Broken)	4,550.00	111,657,650
4551	PT. SAMUDRA SEAFOOD PRODUCTS	27-Mar	04.0-S-01262-2025	United States	NORFOLK	IQF RAW PEELED DEVEINED TAIL ON WHITE SHRIMP	15,436.00	3,004,864,376
4552	PT. SAMUDRA SEAFOOD PRODUCTS	27-Mar	04.0-S-01274-2025	United States	NEW YORK	IQF RAW PEELED DEVEINED TAIL ON WHITE SHRIMP	15,875.73	2,317,443,811
4553	CV. JAVA FISH	27-Mar	04.0-S-01257-2025	Hong Kong	HONG KONG	IKAN SWANGI	1,650.00	41,250,000
4554	CV. JAVA FISH	27-Mar	04.0-S-01257-2025	Hong Kong	HONG KONG	THREADFIN BLUE	700.00	24,500,000
4555	CV. JAVA FISH	27-Mar	04.0-S-01257-2025	Hong Kong	HONG KONG	SILVER POMFRET	600.00	33,000,000
4556	CV. JAVA FISH	27-Mar	04.0-S-01257-2025	Hong Kong	HONG KONG	RED SNAPPER	50.00	2,250,000
4557	CV. JAVA FISH	27-Mar	04.0-S-01257-2025	Hong Kong	HONG KONG	SAND WHITING FISH	250.00	6,250,000
4558	CV. JAVA FISH	27-Mar	04.0-S-01257-2025	Hong Kong	HONG KONG	GROUPE	125.00	4,375,000
4559	CV. JAVA FISH	27-Mar	04.0-S-01257-2025	Hong Kong	HONG KONG	BARRAMUNDI SKIN ON	300.00	9,000,000
4560	PT. SAMUDRA SEAFOOD PRODUCTS	27-Mar	04.0-S-01272-2025	United States	NEW YORK	IQF RAW PEELED DEVEINED TAIL ON WHITE SHRIMP	15,875.73	2,677,616,498
4561	CV. JAVA FISH	27-Mar	04.0-S-01255-2025	Hong Kong	HONG KONG	Hairtail	740.00	33,300,000
4562	CV. JAVA FISH	27-Mar	04.0-S-01255-2025	Hong Kong	HONG KONG	TENGGIRI	250.00	10,000,000
4563	CV. PESONA MANDIRI	27-Mar	04.0-S-01288-2025	China	MAWEI	FROZEN BLACKFIN SCAD	3,508.70	74,577,419
4564	CV. PESONA MANDIRI	27-Mar	04.0-S-01288-2025	China	MAWEI	FROZEN THREADFIN BREEM	18,622.10	438,734,756
4565	CV. PESONA MANDIRI	27-Mar	04.0-S-01288-2025	China	MAWEI	FROZEN BASTARD HALIBUT	5,546.50	136,027,913
4566	CV. JAVA FISH	27-Mar	04.0-S-01268-2025	Hong Kong	HONG KONG	FRESH WHITE SHRIMP	640.00	32,000,000
4567	CV. JAVA FISH	27-Mar	04.0-S-01268-2025	Hong Kong	HONG KONG	FRESH TIGER SHRIMP	60.00	3,000,000
4568	CV. JAVA FISH	27-Mar	04.0-S-01268-2025	Hong Kong	HONG KONG	FRESH DOGOL SHRIMP	60.00	3,000,000
4569	CV. JAVA FISH	27-Mar	04.0-S-01268-2025	Hong Kong	HONG KONG	FRESH FLOWER SHRIMP	60.00	3,000,000
4570	PT. SAMUDRA SEAFOOD PRODUCTS	27-Mar	04.0-S-01278-2025	United States	MIAMI	IQF RAW EZ PEEL WHITE SHRIMP	16,329.33	2,102,564,531
4571	PT. SAMUDRA SEAFOOD PRODUCTS	27-Mar	04.0-S-01267-2025	United States	MIAMI	IQF RAW EZ PEEL WHITE SHRIMP	16,329.33	1,884,665,951
4572	PT. Komodo Maju Pangan	27-Mar	04.0-S-01275-2025	United States	LOS ANGELES, USA	Shrimp Crackers	14,252.00	1,758,154,414
4573	PT. Komodo Maju Pangan	27-Mar	04.0-S-01273-2025	United States	LOS ANGELES, USA	Fish Crackers	300.00	38,484,600
4574	PT. BLUE OCEAN FOODS INDONESIA	27-Mar	04.0-S-01258-2025	Mali	NOUAKCHOTT	CANNED SARDINES	13,125.00	534,686,250
4575	PT. PASIFIK HARVEST INDONESIA	27-Mar	04.0-S-01296-2025	Guinea	FREETOWN	CANNED SARDINES	21,453.80	9,383,677,582
4576	PT. PASIFIK HARVEST INDONESIA	27-Mar	04.0-S-01295-2025	Guinea	FREETOWN	CANNED SARDINES	21,466.30	93,893,596
4577	PT. PASIFIK HARVEST INDONESIA	27-Mar	04.0-S-01299-2025	Cameroon	DOUALA	CANNED SARDINES	81,091.20	3,635,399,587
4578	PT WINAROS KAWULA BAHARI	27-Mar	04.0-S-01254-2025	United States	LOS ANGELES, USA	White Vannamei Nobashi Ebi	7,348.80	1,261,443,566
4579	PT. BARAMUDA BAHARI	27-Mar	04.0-S-01311-2025	United States	JACKSONVILLE	FROZEN COOK SHRIMPS	16,467.84	2,389,927,680
4580	PT WINAROS KAWULA BAHARI	27-Mar	04.0-S-01252-2025	United States	LOS ANGELES, USA	White Vannamei Sushi Ebi	3,264.00	902,613,504
4581	PT WINAROS KAWULA BAHARI	27-Mar	04.0-S-01252-2025	United States	LOS ANGELES, USA	White Vannamei Sushi Ebi Broken	1,320.00	246,836,040
4582	CV. PASIFIC HARVEST	27-Mar	04.0-S-01290-2025	Lebanon	BEIRUT	CANNED SARDINES	32,500.00	1,529,190,000
4583	PT. BARAMUDA BAHARI	27-Mar	04.0-S-01310-2025	United States	JACKSONVILLE	FROZEN RAW SHRIMPS	15,436.00	2,323,211,500
4584	PT WINAROS KAWULA BAHARI	27-Mar	04.0-S-01253-2025	United States	LOS ANGELES, USA	White Vannamei Nobashi Ebi	12,600.00	1,864,321,200

No.	NAMA UPI	TERBIT HC	NO. HC MUTU	NEGARA TUJUAN	PEL. TUJUAN	NAMA PRODUK	VOLUME (KG)	NILAI (RP)
4585	PT. BARAMUDA BAHARI	27-Mar	04.0-S-01312-2025	United States	JACKSONVILLE	FROZEN COOK SHRIMPS	454.00	80,678,500
4586	CV. PASIFIC HARVEST	27-Mar	04.0-S-01289-2025	Canada	TORONTO	CANNED SARDINELLAS	8,640.00	472,357,440
4587	CV. PESONA MANDIRI	27-Mar	04.0-S-01285-2025	China	FUZHOU	FROZEN RIBBON FISH	21,600.00	882,738,135
4588	PT WINAROS KAWULA BAHARI	27-Mar	04.0-S-01286-2025	United States	LOS ANGELES, USA	RAW PEELED WHITE VANNAMEI	453.60	54,021,492
4589	PT WINAROS KAWULA BAHARI	27-Mar	04.0-S-01286-2025	United States	LOS ANGELES, USA	White Vannamei Nobashi Ebi	5,660.00	1,078,433,760
4590	PT WINAROS KAWULA BAHARI	27-Mar	04.0-S-01293-2025	United States	LOS ANGELES, USA	White Vannamei Sushi Ebi Broken	3,628.78	694,131,182
4591	PT WINAROS KAWULA BAHARI	27-Mar	04.0-S-01293-2025	United States	LOS ANGELES, USA	White Vannamei Sushi Ebi	3,729.00	1,037,210,163
4592	PT Sekar Bumi Tbk	27-Mar	04.0-S-01251-2025	United States	BOSTON	FROZEN VANNAMEI COOKED PD TAIL ON IQF SHRIMP	15,422.40	2,986,594,027
4593	PT Sekar Bumi Tbk	27-Mar	04.0-S-01265-2025	United States	HONOLULU	VANNAMEI RAW EZ PEEL IQF SHRIMP	15,876.00	2,041,780,608
4594	PT. SEKAR LAUT, TBK.	27-Mar	04.0-S-01276-2025	Germany	HAMBURG	SHRIMP CRACKER E-161110	15,600.00	744,868,800
4595	PT. SEKAR LAUT, TBK.	27-Mar	04.0-S-01271-2025	Netherlands	ROTTERDAM	SHRIMP CRACKERS	15,725.00	774,147,254
4596	PT. SEKAR LAUT, TBK.	27-Mar	04.0-S-01266-2025	Netherlands	ROTTERDAM	SHRIMP CRACKERS	16,650.00	838,875,285
4597	PT. ISTANA CIPTA SEMBADA	27-Mar	04.0-S-01281-2025	Japan	TOKYO	RAW PEELED VANNAMEI	19,440.00	2,340,556,560
4598	PT. ISTANA CIPTA SEMBADA	27-Mar	04.0-S-01280-2025	Japan	TOKYO	Frozen Octopus	13,000.00	1,693,887,000
4599	PT Sekar Bumi Tbk	27-Mar	04.0-S-01301-2025	United States	NEW YORK	VANNAMEI COOKED IN SHELL PD TAIL ON IQF SHRIMP	15,513.12	2,596,043,066
4600	PT. BEE JAY SEAFOOD	27-Mar	04.0-S-01263-2025	United States	LOS ANGELES, USA	Pen Shell Meat	1.81	27,150
4601	PT Sekar Bumi Tbk	27-Mar	04.0-S-01298-2025	United States	LONG BEACH	VANNAMEI RAW EZ PEEL IQF SHRIMP	16,329.60	2,437,486,733
4602	CV. MARINA SEJAHTERA	27-Mar	04.0-S-01270-2025	Taiwan	TAIPEI	FRESH SPANISH MACKERELS	350.00	30,450,000
4603	CV. MARINA SEJAHTERA	27-Mar	04.0-S-01270-2025	Taiwan	TAIPEI	FRESH PURPLE-SPOTTED BIGEYE	100.00	6,500,000
4604	CV. MARINA SEJAHTERA	27-Mar	04.0-S-01270-2025	Taiwan	TAIPEI	FRESH BELT FISH	175.00	11,375,000
4605	CV. MARINA SEJAHTERA	27-Mar	04.0-S-01270-2025	Taiwan	TAIPEI	FRESH GROUPER FISH	70.00	3,290,000
4606	CV. MARINA SEJAHTERA	27-Mar	04.0-S-01277-2025	China	XIAMEN	FRESH POMFRET FISH	300.00	14,100,000
4607	CV. MARINA SEJAHTERA	27-Mar	04.0-S-01283-2025	China	XIAMEN	FRESH POMFRET FISH	300.00	14,100,000
4608	PT. PHILLIPS SEAFOODS INDONESIA	27-Mar	04.0-S-01287-2025	United States	BALTIMORE	PASTEURIZED BLUE SWIMMING CRABMEAT	15,690.24	516,053
4609	PT. SAMUDRA SEAFOOD PRODUCTS	27-Mar	04.0-S-01284-2025	Canada	MONTREAL	IQF RAW PEELED DEVEINED TAIL ON WHITE SHRIMP	15,436.00	2,387,424,376
4610	PT. GEMA ISTA RAYA	27-Mar	04.0-S-01294-2025	Cote D Ivoire (Ivory Coast)	ABIDJAN	CANNED SARDINES	60,939.00	2,123,053,821
4611	PT. SAMUDRA SEAFOOD PRODUCTS	27-Mar	04.0-S-01304-2025	United States	NEW YORK	IQF RAW PEELED DEVEINED TAIL ON WHITE SHRIMP	15,875.73	2,317,443,811
4612	PT. ISTANA CIPTA SEMBADA	27-Mar	04.0-S-01305-2025	Japan	TOKYO	RAW PEELED VANNAMEI	19,440.00	2,340,556,560
4613	PT. MEGA MARINE PRIDE	27-Mar	04.0-S-01309-2025	Korea (South)	BUSAN (EX PUSAN)	Frozen Argentina Red Shrimp	7,300.00	1,519,326,810
4614	PT. PASIFIK HARVEST INDONESIA	27-Mar	04.0-S-01306-2025	Madagascar	TAMATAVE (TOAMASINA)	CANNED SARDINES	40,507.60	1,782,334,400
4615	CV. PASIFIC HARVEST	27-Mar	04.0-S-01307-2025	Saudi Arabia	AD DAMMAM	CANNED SARDINES	15,500.00	620,000,000
4616	PT. NISON INDONESIA	27-Mar	04.0-S-01259-2025	United Arab Emirates	JEBEL ALI	Canned Tuna	31,968.00	1,037,265,696

**REKAPITULASI DATA PENERBITAN SMKHP/HC BALAI KIPM SURABAYA I
PERIODE TRIWULAN I (JANUARI S.D. MARET) TAHUN 2025**

No.	NAMA UPI	TERBIT HC	NO. HC MUTU	NEGARA TUJUAN	PEL. TUJUAN	NAMA PRODUK	VOLUME (KG)	NILAI (RP)
1	PT WINAROS KAWULA BAHARI	2-Jan	04.0-00001-2025	Japan	Tokyo	White Cooked Vannamei Frozen Shrimp	449.00	75,221,868
2	PT WINAROS KAWULA BAHARI	2-Jan	04.0-00001-2025	Japan	Tokyo	White Vannamei Sushi Ebi	695.00	162,770,390
3	PT WINAROS KAWULA BAHARI	2-Jan	04.0-00001-2025	Japan	Tokyo	White Vannamei Sushi Ebi Without Tail	10,908.80	2,292,255,235
4	PT WINAROS KAWULA BAHARI	2-Jan	04.0-00002-2025	Japan	Tokyo	White Raw Vannamei Frozen Shrimp	2,208.00	315,139,008
5	PT WINAROS KAWULA BAHARI	2-Jan	04.0-00002-2025	Japan	Tokyo	White Vannamei Nobashi Ebi	12,310.08	1,906,449,780
6	PT. REX CANNING	2-Jan	04.0-00003-2025	France	Fos sur Mer	CANNED CRABMEAT IN BRINE	13,474.00	1,488,472,780
7	PT. INTI LUHUR FUJA ABADI	2-Jan	04.0-00004-2025	Reunion	Pointe des Galets	FROZEN SNAPPER FISH SKINLESS CUBE	1,500.00	182,700,000
8	PT. INTI LUHUR FUJA ABADI	2-Jan	04.0-00005-2025	Reunion	Pointe des Galets	FROZEN OCTOPUS FLOWER	500.00	63,000,000
9	PT. INTI LUHUR FUJA ABADI	2-Jan	04.0-00006-2025	Reunion	Pointe des Galets	FROZEN SNAPPER FILLET SKIN ON	5,400.00	573,350,400
10	PT. INTI LUHUR FUJA ABADI	2-Jan	04.0-00007-2025	Reunion	Pointe des Galets	FROZEN PARROT FISH SKINLESS CUBE	1,200.00	151,200,000
11	PT GREEN ONE BIOTECHNOLOGY	2-Jan	04.0-00008-2025	China	Xiamen	Alkali Treated Spinosum Chips	15,750.00	635,780,250
12	PT. ANEKA TUNA INDONESIA	2-Jan	04.0-00009-2025	Japan	Hiroshima	CANNED TUNA	11,182.08	996,166,779
13	PT. ANEKA TUNA INDONESIA	2-Jan	04.0-00009-2025	Japan	Hiroshima	CANNED TUNA	3,440.64	331,619,205
14	PT. AMARTA CARRAGEENAN INDONESIA	2-Jan	04.0-00010-2025	Japan	Nagayama	SEMI REFINED KAPPA CARRAGEENAN (SRC)	1.00	117,000
15	PT. ANEKA TUNA INDONESIA	2-Jan	04.0-00011-2025	Japan	Hiroshima	POUCHED TUNA	345.60	31,847,731
16	PT. ANEKA TUNA INDONESIA	2-Jan	04.0-00011-2025	Japan	Hiroshima	POUCHED TUNA	1,728.00	170,208,000
17	PT. ANEKA TUNA INDONESIA	2-Jan	04.0-00012-2025	Japan	Osaka	CANNED TUNA	4,354.56	382,535,032
18	PT. ANEKA TUNA INDONESIA	2-Jan	04.0-00012-2025	Japan	Osaka	CANNED TUNA	5,322.24	510,519,905
19	PT. INTI LUHUR FUJA ABADI	2-Jan	04.0-00013-2025	Reunion	Pointe des Galets	FROZEN PARROT FISH FILLET SKIN ON	1,400.00	147,470,400
20	PT. ANEKA TUNA INDONESIA	2-Jan	04.0-00014-2025	Japan	Tomakomai	CANNED TUNA	5,160.96	458,840,310
21	PT. ANEKA TUNA INDONESIA	2-Jan	04.0-00014-2025	Japan	Tomakomai	CANNED TUNA	2,150.40	207,838,310
22	PT. ANEKA TUNA INDONESIA	2-Jan	04.0-00015-2025	Japan	Tomakomai	POUCHED TUNA	345.60	31,943,808
23	PT. ANEKA TUNA INDONESIA	2-Jan	04.0-00015-2025	Japan	Tomakomai	POUCHED TUNA	691.20	68,087,347
24	PT GREEN ONE BIOTECHNOLOGY	2-Jan	04.0-00016-2025	China	Xiamen	Alkali Treated Cottonii Chips	28,000.00	2,161,208,000
25	PT. MAJU BERSAMA KARIB	2-Jan	04.0-00017-2025	United States	Baltimore	CANNED PASTEURIZED CRAB MEAT	8,279.11	3,819,203,118
26	PT. SOUTHERN MARINE PRODUCTS	2-Jan	P8/KI-D1/04.0/I/2025/000001	Malaysia	Pasir Gudang, Johor	FROZEN FISH PASTE	25,000.00	1,000,000,000
27	PT Sekar Bumi Tbk	2-Jan	04.0-00018-2025	United States	New York	VANNAMEI RAW PD TAIL OFF IQF SHRIMP	15,876.00	2,313,927,000
28	PT. ANEKA TUNA INDONESIA	2-Jan	04.0-00019-2025	Japan	Shimizu	CANNED TUNA	37,632.00	3,245,270,784
29	PT. ANEKA TUNA INDONESIA	2-Jan	P8/KI-D1/04.0/I/2025/000002	Kuwait	Shuaiba	CANNED TUNA	46,080.00	1,541,744,640
30	PT. SAMUDRA KENCANA MINA	2-Jan	04.0-00020-2025	Italy	Genoa	FROZEN OCTOPUS	21,000.00	1,630,587,000

No.	NAMA UPI	TERBIT HC	NO. HC MUTU	NEGARA TUJUAN	PEL. TUJUAN	NAMA PRODUK	VOLUME (KG)	NILAI (RP)
31	PT Sekar Bumi Tbk	2-Jan	04.0-00021-2025	United States	New York	VANNAMEI RAW PD TAIL ON IQF SHRIMP	15,876.00	2,313,927,000
32	PT. SUKSES LAUTAN INDONESIA	2-Jan	04.0-00022-2025	China	Mawei	FROZEN RIBBON FISH	23,536.00	680,637,584
33	PT. SUKSES LAUTAN INDONESIA	2-Jan	04.0-00022-2025	China	Mawei	SPOTTED BIG EYE	3,201.50	85,462,122
34	PT Sekar Bumi Tbk	2-Jan	04.0-00023-2025	United States	New York	VANNAMEI COOKED IN SHELL PD TAIL ON IQF SHRIMP	15,104.88	2,681,146,410
35	PT. SUKSES LAUTAN INDONESIA	2-Jan	04.0-00024-2025	China	Mawei	FROZEN RED SNAPPER WHOLE ROUND	11,585.60	1,178,915,899
36	PT. SUKSES LAUTAN INDONESIA	2-Jan	04.0-00024-2025	China	Mawei	FROZEN SNAPPER WHOLE ROUND	1,240.50	113,459,231
37	PT. SUKSES LAUTAN INDONESIA	2-Jan	04.0-00024-2025	China	Mawei	FROZEN THREADFIN FISH WHOLE GUTTED	12,747.00	454,819,334
38	PT. SUKSES LAUTAN INDONESIA	2-Jan	04.0-00024-2025	China	Mawei	FROZEN EMPEROR WHOLE ROUND	1,126.90	47,629,555
39	CV. TIRTA SURYA SRI REJEKI	3-Jan	P8/KI-D1/04.0/I/2025/000003	Malaysia	Kuala Lumpur	DRIED SEA CUCUMBER	288.80	25,125,600
40	CV. PESONA MANDIRI	3-Jan	04.0-00025-2025	China	Mawei	FROZEN THREADFIN FISH	12,039.20	416,596,049
41	CV. PESONA MANDIRI	3-Jan	04.0-00025-2025	China	Mawei	FROZEN CONGER EEL	15,256.20	568,194,285
42	PT. BUMI MENARA INTERNUSA DAMPIT	3-Jan	04.0-00026-2025	United States	Newark	FROZEN VALUE ADDED SEAFOOD PRODUCT	15,209.00	1,501,189,136
43	PT. Keong Nusantara Abadi	3-Jan	P8/KI-D1/04.0/I/2025/000004	Hong Kong	Hong Kong	CANNED SNAIL MEAT	1,020.00	107,999,640
44	PT. ANEKA TUNA INDONESIA	3-Jan	P8/KI-D1/04.0/I/2025/000005	Saudi Arabia	Ad Dammam	CANNED TUNA	51,609.60	3,443,289,293
45	PT. ANEKA TUNA INDONESIA	3-Jan	P8/KI-D1/04.0/I/2025/000006	Saudi Arabia	Ad Dammam	CANNED TUNA	59,140.80	2,513,720,563
46	PT. MULTI PRAWN INDONESIA	3-Jan	04.0-00027-2025	Japan	Nagoya, Aichi	FROZEN SHRIMP	10,864.80	1,987,856,402
47	PT. ANEKA TUNA INDONESIA	3-Jan	P8/KI-D1/04.0/I/2025/000008	Saudi Arabia	Ad Dammam	CANNED TUNA	78,854.40	3,351,627,418
48	PT. ANEKA TUNA INDONESIA	3-Jan	P8/KI-D1/04.0/I/2025/000009	Saudi Arabia	Ad Dammam	CANNED TUNA	17,740.80	1,552,320,000
49	PT. ANEKA TUNA INDONESIA	3-Jan	P8/KI-D1/04.0/I/2025/000009	Saudi Arabia	Ad Dammam	CANNED TUNA	34,944.00	1,019,735,808
50	CV. PESONA MANDIRI	3-Jan	04.0-00028-2025	China	Nansha	FROZEN MALABAR SNAPPER	11,954.00	382,528,000
51	CV. PESONA MANDIRI	3-Jan	04.0-00028-2025	China	Nansha	FROZEN THREADFIN FISH	4,991.40	159,724,800
52	CV. PESONA MANDIRI	3-Jan	04.0-00028-2025	China	Nansha	FROZEN CONGER EEL	5,977.80	239,112,000
53	PT. PHILLIPS SEAFOODS INDONESIA	3-Jan	P8/KI-D1/04.0/I/2025/000007	Qatar	Doha	PASTEURIZED BLUE SWIMMING CRABMEAT	590.20	437,862,298
54	PT. ANEKA TUNA INDONESIA	3-Jan	P8/KI-D1/04.0/I/2025/000010	Saudi Arabia	Ad Dammam	CANNED TUNA	34,560.00	1,876,780,800
55	CV. PESONA MANDIRI	3-Jan	04.0-00029-2025	China	Mawei	FROZEN MALABAR SNAPPER	24,126.50	1,363,661,144
56	CV. PESONA MANDIRI	3-Jan	04.0-00030-2025	China	Mawei	FROZEN PAMPANO FISH	21,986.00	449,433,415
57	CV. PESONA MANDIRI	3-Jan	04.0-00030-2025	China	Mawei	FROZEN CROAKER FISH	2,776.90	107,896,450
58	CV. PESONA MANDIRI	3-Jan	04.0-00030-2025	China	Mawei	FROZEN THREADFIN FISH	2,415.30	83,803,423
59	PT. ANEKA TUNA INDONESIA	3-Jan	04.0-00032-2025	Japan	Nagoya, Aichi	CANNED TUNA	9,676.80	926,495,539
60	CV. PESONA MANDIRI	3-Jan	04.0-00033-2025	China	Mawei	FROZEN RIBBON FISH	28,012.00	791,417,434
61	CV. TIRTA SURYA SRI REJEKI	3-Jan	04.0-00034-2025	Korea (South)	Incheon Intl Apt/Seoul	DRIED SEA CUCUMBER	325.00	273,325,000
62	PT. ANEKA TUNA INDONESIA	3-Jan	04.0-00035-2025	Japan	Yokohama	CANNED TUNA	10,644.48	950,711,731
63	PT. ANEKA TUNA INDONESIA	3-Jan	04.0-00035-2025	Japan	Yokohama	CANNED TUNA	8,709.12	841,361,956
64	PT. ANEKA TUNA INDONESIA	3-Jan	04.0-00037-2025	Japan	Sendai, Kagoshima	POUCHED TUNA	691.20	68,087,347
65	PT. ANEKA TUNA INDONESIA	3-Jan	04.0-00038-2025	Japan	Shimizu	POUCHED TUNA	10,800.00	774,900,000
66	PT. ANEKA TUNA INDONESIA	3-Jan	04.0-00038-2025	Japan	Shimizu	SAMPLE OF POUCHED TUNA	1.80	145,800
67	CV. PESONA MANDIRI	3-Jan	04.0-00039-2025	China	Mawei	FROZEN CROAKER FISH	28,103.00	1,102,761,720

No.	NAMA UPI	TERBIT HC	NO. HC MUTU	NEGARA TUJUAN	PEL. TUJUAN	NAMA PRODUK	VOLUME (KG)	NILAI (RP)
68	PT. BUMI MENARA INTERNUSA DAMPIT	3-Jan	04.0-00040-2025	United States	Los Angeles	FROZEN VALUE ADDED SEAFOOD PRODUCT	14,723.22	1,555,125,389
69	PT. ANEKA TUNA INDONESIA	3-Jan	04.0-00041-2025	Japan	Shimizu	CANNED TUNA	3,010.56	269,068,800
70	PT. ANEKA TUNA INDONESIA	3-Jan	04.0-00041-2025	Japan	Shimizu	CANNED TUNA	3,870.72	374,108,959
71	PT. ANEKA TUNA INDONESIA	3-Jan	04.0-00042-2025	Japan	Shimizu	POUCHED TUNA	4,608.00	625,388,544
72	PT. ANEKA TUNA INDONESIA	3-Jan	04.0-00042-2025	Japan	Shimizu	SAMPLE OF POUCHED TUNA	0.25	32,700
73	PT. MEGA MARINE PRIDE	3-Jan	04.0-00043-2025	Japan	Tokyo	FROZEN COOK SHRIMPS	15,000.00	3,281,715,000
74	PT. REX CANNING	3-Jan	04.0-00044-2025	United States	New York	CANNED SNAIL IN BRINE	8,832.00	790,199,040
75	PT. ANEKA TUNA INDONESIA	3-Jan	04.0-00045-2025	Japan	Shimizu	POUCHED TUNA	345.60	31,943,808
76	PT. ANEKA TUNA INDONESIA	3-Jan	04.0-00045-2025	Japan	Shimizu	POUCHED TUNA	1,036.80	101,736,000
77	PT. ANEKA TUNA INDONESIA	3-Jan	04.0-00046-2025	Japan	Shimizu	SAMPLE OF CANNED TUNA	3.99	396,897
78	PT. ANEKA TUNA INDONESIA	3-Jan	04.0-00046-2025	Japan	Shimizu	CANNED TUNA	13,386.24	1,301,972,475
79	PT. ANEKA TUNA INDONESIA	3-Jan	04.0-00046-2025	Japan	Shimizu	SAMPLE OF CANNED TUNA	2.31	225,449
80	PT. NIRWANA SEGARA	3-Jan	04.0-00047-2025	United States	Boston	PASTEURIZED CRAB MEAT	16,344.00	6,867,569,016
81	PT. VARIA NIAGA NUSANTARA	3-Jan	04.0-00048-2025	Portugal	Leixoes	FROZEN SWORDFISH DWT	25,533.80	1,368,049,936
82	PT. ANEKA TUNA INDONESIA	3-Jan	04.0-00049-2025	Japan	Shimizu	POUCHED TUNA	1,267.20	114,482,650
83	PT. ANEKA TUNA INDONESIA	3-Jan	04.0-00049-2025	Japan	Shimizu	SAMPLE OF POUCHED TUNA	0.73	69,600
84	PT. ANEKA TUNA INDONESIA	3-Jan	04.0-00049-2025	Japan	Shimizu	SAMPLE OF POUCHED TUNA	0.54	48,600
85	PT. INDO LAUT JAYA	3-Jan	P8/KI-D1/04.0/I/2025/000011	Hong Kong	Hong Kong	Dried Shark Fin	10.20	3,060,000
86	PT. INDO LAUT JAYA	3-Jan	P8/KI-D1/04.0/I/2025/000011	Hong Kong	Hong Kong	Dried Shark Fin	159.47	47,841,000
87	PT. INDO LAUT JAYA	3-Jan	P8/KI-D1/04.0/I/2025/000011	Hong Kong	Hong Kong	DRIED SHARK FIN	57.20	17,160,000
88	PT. INDO LAUT JAYA	3-Jan	P8/KI-D1/04.0/I/2025/000011	Hong Kong	Hong Kong	DRIED SHARK FIN	13.46	4,038,000
89	PT. SAMUDRA KENCANA MINA	3-Jan	04.0-00050-2025	Vietnam	Ho Chi Minh City	FROZEN CUTTLEFISH	27,354.00	1,529,088,600
90	PT. BUMI MENARA INTERNUSA DAMPIT	3-Jan	04.0-00051-2025	United States	Savannah	FROZEN VALUE ADDED SEAFOOD PRODUCT	14,971.10	1,654,591,001
91	PT. TRIDAYA JAYA MANUNGGAL	3-Jan	04.0-00052-2025	France	Le Havre	Frozen Whole Gutted Catfish	15,577.60	455,644,800
92	PT. PHILLIPS SEAFOODS INDONESIA	3-Jan	P8/KI-D1/04.0/I/2025/000012	Qatar	Doha	PASTEURIZED AND CHILLED CRAB MEAT	590.20	437,862,298
93	PT. SURYA ALAM TUNGGAL	4-Jan	04.0-00053-2025	United States	Jacksonville	RAW HEADLESS EZP VANNAMEI	14,973.24	2,117,126,297
94	PT. SEKAR KATOKICHI	4-Jan	04.0-00054-2025	Japan	Kobe	Frozen Breaded Shrimp	13,338.30	1,369,229,848
95	PT. INDO LAUT JAYA	4-Jan	P8/KI-D1/04.0/I/2025/000013	Malaysia	Kuala Lumpur	DRIED SEA CUCUMBER	250.00	27,500,000
96	PT. INDO LAUT JAYA	4-Jan	P8/KI-D1/04.0/I/2025/000013	Malaysia	Kuala Lumpur	DRIED SEA CUCUMBER	240.00	26,400,000
97	PT. INDO LAUT JAYA	4-Jan	P8/KI-D1/04.0/I/2025/000013	Malaysia	Kuala Lumpur	Dried Sea Cucumber / Bintik	140.00	15,400,000
98	PT. INDO LAUT JAYA	4-Jan	P8/KI-D1/04.0/I/2025/000013	Malaysia	Kuala Lumpur	Dried Sea Cucumber / Pisang	42.50	4,675,000
99	PT. INDO LAUT JAYA	4-Jan	P8/KI-D1/04.0/I/2025/000013	Malaysia	Kuala Lumpur	Dried Sea Cucumber / Ugai	10.00	1,100,000
100	PT. SURYA ALAM TUNGGAL	4-Jan	04.0-00055-2025	United States	New York	RAW HEADLESS EASY PEELED VANNAMEI	14,968.70	1,693,813,186
101	PT. SURYA ALAM TUNGGAL	4-Jan	04.0-00056-2025	United States	New York	RAW HEADLESS EASY PEELED VANNAMEI	14,968.70	1,613,940,203
102	PT. SURYA ALAM TUNGGAL	4-Jan	04.0-00057-2025	Canada	Montreal	RAW HEADLESS EASY PEELED VANNAMEI	13,426.47	1,524,320,566
103	PT. SINDABAD MARINE PIONEER	4-Jan	P8/KI-D1/04.0/I/2025/000014	Thailand	Songkhla	DRIED FLYING FISH ROE	10,000.00	6,750,000,000
104	PT. VARIA NIAGA NUSANTARA	4-Jan	04.0-00058-2025	United Kingdom (GB)	Felixstowe	FROZEN MILKFISH WHOLE ROUND	10,470.00	302,583,000

No.	NAMA UPI	TERBIT HC	NO. HC MUTU	NEGARA TUJUAN	PEL. TUJUAN	NAMA PRODUK	VOLUME (KG)	NILAI (RP)
105	PT. VARIA NIAGA NUSANTARA	4-Jan	04.0-00059-2025	United Kingdom (GB)	Felixstowe	FROZEN BARRACUDA WHOLE ROUND	10,480.00	408,363,680
106	PT Sekar Bumi Tbk	4-Jan	04.0-00060-2025	United States	Seattle	VANNAMEI RAW PD TAIL ON IQF SHRIMP	14,696.64	1,730,779,203
107	PT Sekar Bumi Tbk	4-Jan	04.0-00061-2025	United States	Miami	VANNAMEI RAW PD TAIL ON IQF SHRIMP	16,329.60	2,304,057,571
108	PT. SURYA ALAM TUNGGAL	4-Jan	04.0-00062-2025	United States	New York	RAW HEADLESS EASY PEELED VANNAMEI	14,968.70	1,933,417,167
109	PT Sekar Bumi Tbk	4-Jan	04.0-00063-2025	United States	Los Angeles	FROZEN VANNAMEI COOKED PD TAIL ON IQF SHRIMP	16,329.60	2,456,820,979
110	PT Sekar Bumi Tbk	4-Jan	04.0-00065-2025	United States	New York	VANNAMEI COOKED IN SHELL PD TAIL ON IQF SHRIMP	14,864.47	2,681,149,047
111	PT. EDMAR MANDIRI JAYA	4-Jan	04.0-00066-2025	Japan	Shibushi	FROZEN SKIPJACK WHOLE ROUND	25,000.00	584,475,000
112	PT. SURYA ALAM TUNGGAL	4-Jan	04.0-00064-2025	United States	New York	RAW HEADLESS EASY PEELED VANNAMEI	14,968.70	1,826,929,835
113	PT. BUMI MENARA INTERNUSA DAMPIT	6-Jan	04.0-00083-2025	United States	Los Angeles	FROZEN VALUE ADDED SEAFOOD PRODUCT	14,319.16	1,391,092,075
114	PT. BUMI MENARA INTERNUSA DAMPIT	6-Jan	04.0-00069-2025	United States	Los Angeles	FROZEN VALUE ADDED SEAFOOD PRODUCT	14,486.23	1,318,087,581
115	PT. ANEKA TUNA INDONESIA	6-Jan	04.0-00068-2025	United Kingdom (GB)	Felixstowe	CANNED TUNA	36,005.76	2,069,431,056
116	PT. INTI LUHUR FUJA ABADI	6-Jan	04.0-00076-2025	China	Fuzhou	FROZEN RIBBONFISH	10,701.10	260,143,741
117	PT. INTI LUHUR FUJA ABADI	6-Jan	04.0-00077-2025	China	Fuzhou	FROZEN CROAKER FISH	26,976.30	1,577,611,791
118	PT. INTI LUHUR FUJA ABADI	6-Jan	04.0-00077-2025	China	Fuzhou	FROZEN EMPEROR FISH	1,172.40	39,617,624
119	PT. INTI LUHUR FUJA ABADI	6-Jan	04.0-00078-2025	China	Fuzhou	FROZEN PAMPANO FISH	19,253.80	313,875,448
120	PT. INTI LUHUR FUJA ABADI	6-Jan	04.0-00078-2025	China	Fuzhou	FROZEN CROAKER FISH	3,738.90	126,403,236
121	PT. INTI LUHUR FUJA ABADI	6-Jan	04.0-00078-2025	China	Fuzhou	FROZEN EMPEROR FISH	871.40	29,446,262
122	PT. INTI LUHUR FUJA ABADI	6-Jan	04.0-00078-2025	China	Fuzhou	FROZEN THREADFIN FISH	2,924.60	87,609,025
123	PT. JUNDA EXIM INDONESIA	6-Jan	04.0-00086-2025	China	Sanshan (Nanhai)	DRIED SEA CUCUMBER	1,020.00	230,136,480
124	PT. JUNDA EXIM INDONESIA	6-Jan	04.0-00086-2025	China	Sanshan (Nanhai)	DRIED SEA CUCUMBER	8,010.00	1,151,677,800
125	PT. JUNDA EXIM INDONESIA	6-Jan	04.0-00086-2025	China	Sanshan (Nanhai)	DRIED SEA CUCUMBER	1,020.00	146,655,600
126	PT. SURYA ALAM TUNGGAL	6-Jan	04.0-00079-2025	United States	New York	RAW HEADLESS EASY PEELED VANNAMEI	14,968.70	1,826,929,835
127	PT. SURYA ALAM TUNGGAL	6-Jan	04.0-00087-2025	United States	New York	RAW HEADLESS EASY PEELED VANNAMEI	15,875.90	1,693,799,771
128	PT. SURYA ALAM TUNGGAL	6-Jan	04.0-00080-2025	Canada	Montreal	RAW HEADLESS EASY PEELED VANNAMEI	13,426.47	1,524,320,566
129	PT. SEKAR LAUT, TBK.	6-Jan	04.0-00089-2025	Netherlands	Rotterdam	SHRIMP CRACKERS	5,482.00	303,763,102
130	PT. SEKAR LAUT, TBK.	6-Jan	04.0-00088-2025	Netherlands	Rotterdam	FRIED SHRIMP CRACKERS	35.00	6,255,515
131	PT. INTI LUHUR FUJA ABADI	6-Jan	04.0-00084-2025	China	Fuzhou	FROZEN PAMPANO FISH	26,645.20	434,343,405
132	PT. INTI LUHUR FUJA ABADI	6-Jan	04.0-00090-2025	China	Fuzhou	FROZEN THREADFIN FISH	27,983.20	881,582,733
133	PT. INTI LUHUR FUJA ABADI	6-Jan	04.0-00085-2025	China	Fuzhou	FROZEN PAMPANO FISH	27,762.80	452,589,166
134	PT. INTI LUHUR FUJA ABADI	6-Jan	04.0-00081-2025	China	Fuzhou	FROZEN PAMPANO FISH	486.20	7,926,032
135	PT. INTI LUHUR FUJA ABADI	6-Jan	04.0-00081-2025	China	Fuzhou	FROZEN CROAKER FISH	1,873.90	100,071,882
136	PT. INTI LUHUR FUJA ABADI	6-Jan	04.0-00081-2025	China	Fuzhou	FROZEN EMPEROR FISH	703.80	23,782,810

No.	NAMA UPI	TERBIT HC	NO. HC MUTU	NEGARA TUJUAN	PEL. TUJUAN	NAMA PRODUK	VOLUME (KG)	NILAI (RP)
137	PT. INTI LUHUR FUJA ABADI	6-Jan	04.0-00081-2025	China	Fuzhou	FROZEN CONGER EEL	6,093.70	248,080,621
138	PT. INTI LUHUR FUJA ABADI	6-Jan	04.0-00081-2025	China	Fuzhou	FROZEN RED SNAPPER WHOLE ROUND	3,120.70	259,998,000
139	PT. INTI LUHUR FUJA ABADI	6-Jan	04.0-00081-2025	China	Fuzhou	FROZEN THREADFIN FISH	12,541.10	372,470,670
140	PT. INTI LUHUR FUJA ABADI	6-Jan	04.0-00091-2025	China	Fuzhou	FROZEN RIBBONFISH	1,702.20	41,380,482
141	PT. INTI LUHUR FUJA ABADI	6-Jan	04.0-00092-2025	China	Fuzhou	FROZEN RIBBONFISH	2,076.30	50,474,853
142	PT. INTI LUHUR FUJA ABADI	6-Jan	04.0-00074-2025	China	Fuzhou	FROZEN RIBBONFISH	688.10	16,727,711
143	PT. INTI LUHUR FUJA ABADI	6-Jan	04.0-00093-2025	China	Fuzhou	FROZEN CROAKER FISH	4,817.90	179,478,338
144	PT. INTI LUHUR FUJA ABADI	6-Jan	04.0-00093-2025	China	Fuzhou	FROZEN THREADFIN FISH	20,864.90	662,904,997
145	PT. INTI LUHUR FUJA ABADI	6-Jan	04.0-00075-2025	China	Fuzhou	FROZEN CONGER EEL	14,944.80	276,036,434
146	PT. INTI LUHUR FUJA ABADI	6-Jan	04.0-00073-2025	China	Fuzhou	FROZEN PAMPANO FISH	14,370.80	234,272,782
147	PT. INTI LUHUR FUJA ABADI	6-Jan	04.0-00073-2025	China	Fuzhou	FROZEN CROAKER FISH	898.30	45,001,955
148	PT. INTI LUHUR FUJA ABADI	6-Jan	04.0-00073-2025	China	Fuzhou	FROZEN THREADFIN FISH	10,978.20	357,914,570
149	PT. ANEKA TUNA INDONESIA	6-Jan	P8/KI-D1/04.0/1/2025/000016	Saudi Arabia	Ad Dammam	CANNED TUNA	34,560.00	2,002,786,560
150	PT BANDENG OERANG SEJAHTERA	6-Jan	04.0-00094-2025	Japan	Tokyo	FROZEN LOBSTER	12,700.00	3,997,845,700
151	PT. INTI LUHUR FUJA ABADI	6-Jan	04.0-00071-2025	China	Fuzhou	FROZEN RIBBONFISH	1,186.00	28,831,660
152	PT. ANEKA TUNA INDONESIA	6-Jan	P8/KI-D1/04.0/1/2025/000017	Saudi Arabia	Ad Dammam	CANNED TUNA	78,854.40	3,233,897,798
153	PT JALA LAUTAN MULIA	6-Jan	04.0-00095-2025	Japan	Hakata	FROZEN LEATHER JACKET	1,130.00	162,720,000
154	PT JALA LAUTAN MULIA	6-Jan	04.0-00095-2025	Japan	Hakata	FROZEN AKA HIMEDAI FILLET	8,290.00	1,140,704,000
155	PT JALA LAUTAN MULIA	6-Jan	04.0-00095-2025	Japan	Hakata	FROZEN AKA HIMEDAI PORTION	3,806.00	600,156,722
156	PT. INTI LUHUR FUJA ABADI	6-Jan	04.0-00072-2025	China	Fuzhou	FROZEN PAMPANO FISH	7,703.20	125,577,566
157	PT. INTI LUHUR FUJA ABADI	6-Jan	04.0-00072-2025	China	Fuzhou	FROZEN CROAKER FISH	15,999.20	781,644,116
158	PT. INTI LUHUR FUJA ABADI	6-Jan	04.0-00072-2025	China	Fuzhou	FROZEN THREADFIN FISH	2,678.70	83,781,164
159	PT. ANEKA TUNA INDONESIA	6-Jan	04.0-00070-2025	United Kingdom (GB)	Felixstowe	POUCHED TUNA	28,800.00	2,135,030,400
160	PT. ANEKA TUNA INDONESIA	6-Jan	04.0-00082-2025	United Kingdom (GB)	Felixstowe	POUCHED TUNA	48,360.00	3,581,735,040
161	PT. ANEKA TUNA INDONESIA	6-Jan	04.0-00082-2025	United Kingdom (GB)	Felixstowe	SAMPLE OF POUCHED TUNA	37.20	2,755,181
162	PT. BUMI MENARA INTERNUSA DAMPIT	6-Jan	04.0-00067-2025	United States	Los Angeles	FROZEN FISH	16,339.46	2,276,903,751
163	PT. SUKSES LAUTAN INDONESIA	6-Jan	04.0-00096-2025	United States	Miami	FROZEN SCARLET SNAPPER FILLET SKIN ON	2,029.38	456,151,860
164	PT. SUKSES LAUTAN INDONESIA	6-Jan	04.0-00096-2025	United States	Miami	Frozen Snapper Skin On	9,039.14	1,694,350,636
165	PT. SUKSES LAUTAN INDONESIA	6-Jan	04.0-00096-2025	United States	Miami	FROZEN GROUPER FILLET SKIN LESS	6,589.81	1,869,884,947
166	PT. ANEKA TUNA INDONESIA	6-Jan	P8/KI-D1/04.0/1/2025/000018	Saudi Arabia	Ad Dammam	CANNED TUNA	34,560.00	1,876,780,800
167	PT. MEGA MARINE PRIDE	6-Jan	04.0-00097-2025	United States	Oakland	FROZEN RAW SHRIMPS	15,246.00	2,722,600,188
168	PT. FUYUAN BIOLOGI TECHNOLOGY	6-Jan	P8/KI-D1/04.0/1/2025/000019	Thailand	Suvarnabhumi International Apt	AGAR POWDER	1.00	32,358
169	PT Sekar Bumi Tbk	6-Jan	04.0-00098-2025	United States	Jacksonville	VANNAMEI RAW PD TAIL ON IQF SHRIMP	14,533.34	1,958,120,498
170	PT. REX CANNING	6-Jan	04.0-00099-2025	United States	Los Angeles	CANNED CRABMEAT IN BRINE	13,501.00	3,861,042,982
171	PT. REX CANNING	6-Jan	04.0-00100-2025	Belgium	Antwerpen	CANNED CRABMEAT IN BRINE	15,939.00	1,146,157,551
172	PT. INDONESIA LIFA ALGAE KARAGINAN INTERNATIONAL	6-Jan	P8/KI-D1/04.0/1/2025/000020	Germany	Rosshaupten	Semi Refined Carrageenan Powder	1.00	32,358

No.	NAMA UPI	TERBIT HC	NO. HC MUTU	NEGARA TUJUAN	PEL. TUJUAN	NAMA PRODUK	VOLUME (KG)	NILAI (RP)
173	CV. MARINA SEJAHTERA	6-Jan	04.0-00101-2025	United States	Los Angeles	FROZEN BABY OCTOPUS	1,280.28	60,173,160
174	CV. MARINA SEJAHTERA	6-Jan	04.0-00101-2025	United States	Los Angeles	FROZEN OCTOPUS BALLTYPE	6,399.00	300,753,000
175	CV. MARINA SEJAHTERA	6-Jan	04.0-00101-2025	United States	Los Angeles	FROZEN OCTOPUS FLOWER TYPE	9,558.00	449,226,000
176	CV. MARINA SEJAHTERA	6-Jan	04.0-00101-2025	United States	Los Angeles	FROZEN MEDLEY WHOLE	13.50	634,500
177	PT. MEGA MARINE PRIDE	6-Jan	04.0-00102-2025	Japan	Tokyo	VANNAMEI NOBASHI EBI	14,268.20	2,097,425,400
178	CV. MARINA SEJAHTERA	6-Jan	04.0-00103-2025	United States	Los Angeles	FROZEN RED SNAPPER STEAK TYPE	671.92	38,971,360
179	CV. MARINA SEJAHTERA	6-Jan	04.0-00103-2025	United States	Los Angeles	FROZEN RED SNAPPER WGGGS TYPE	1,007.88	58,457,040
180	PT. BUMI MENARA INTERNUSA DAMPIT	6-Jan	04.0-00104-2025	United States	New York	FROZEN FISH	19,068.00	1,448,996,388
181	CV. SINAR TIRTA	6-Jan	04.0-00105-2025	Taiwan	Kaohsiung	FROZEN GROUPER FISH FILLET	1,212.00	101,808,000
182	CV. SINAR TIRTA	6-Jan	04.0-00105-2025	Taiwan	Kaohsiung	FROZEN PARROT FISH FILLET	2,676.00	131,124,000
183	CV. SINAR TIRTA	6-Jan	04.0-00106-2025	Taiwan	Kaohsiung	FROZEN SQUID	1,272.00	67,670,400
184	CV. SINAR TIRTA	6-Jan	04.0-00106-2025	Taiwan	Kaohsiung	FROZEN SQUID	384.00	21,504
185	CV. SINAR TIRTA	6-Jan	04.0-00106-2025	Taiwan	Kaohsiung	FROZEN CUTTLEFISH WING	1,044.00	36,540,000
186	CV. SINAR TIRTA	6-Jan	04.0-00106-2025	Taiwan	Kaohsiung	FROZEN CUTTLEFISH HEAD	3,372.00	118,020,000
187	PT. SOUTHERN MARINE PRODUCTS	7-Jan	P8/KI-D1/04.0/1/2025/000021	Singapore	Singapore Container Terminal	FROZEN FISH PASTE	18,000.00	999,990,000
188	PT. AMARTA CARRAGEENAN INDONESIA	7-Jan	P8/KI-D1/04.0/1/2025/000024	Turkey	Izmir (Smyrna)	SRC (CARRAGEENAN KAPPA)	0.10	180,000
189	CV. JAVA FISH	7-Jan	P8/KI-D1/04.0/1/2025/000025	Singapore	Singapore Changi	FROZEN SPANISH MACKEREL	175.00	5,250,000
190	CV. JAVA FISH	7-Jan	P8/KI-D1/04.0/1/2025/000025	Singapore	Singapore Changi	GROUPER	1,750.00	61,250,000
191	CV. JAVA FISH	7-Jan	P8/KI-D1/04.0/1/2025/000025	Singapore	Singapore Changi	RED SNAPPER	70.00	3,150,000
192	CV. JAVA FISH	7-Jan	P8/KI-D1/04.0/1/2025/000025	Singapore	Singapore Changi	SILVER POMFRET	2,800.00	154,000,000
193	CV. JAVA FISH	7-Jan	P8/KI-D1/04.0/1/2025/000025	Singapore	Singapore Changi	FLATFISH	70.00	1,750,000
194	CV. JAVA FISH	7-Jan	P8/KI-D1/04.0/1/2025/000025	Singapore	Singapore Changi	Goldband Snapper	700.00	28,000,000
195	CV. JAVA FISH	7-Jan	P8/KI-D1/04.0/1/2025/000025	Singapore	Singapore Changi	BARRAMUNDI SKIN ON	105.00	3,150,000
196	CV. JAVA FISH	7-Jan	P8/KI-D1/04.0/1/2025/000025	Singapore	Singapore Changi	THREADFIN BLUE	2,170.00	75,950,000
197	CV. JAVA FISH	7-Jan	P8/KI-D1/04.0/1/2025/000025	Singapore	Singapore Changi	SAND WHITING FISH	1,050.00	26,250,000
198	CV. JAVA FISH	7-Jan	P8/KI-D1/04.0/1/2025/000025	Singapore	Singapore Changi	FRESH LEATHER JACKET FISH	70.00	2,450,000
199	CV. JAVA FISH	7-Jan	P8/KI-D1/04.0/1/2025/000027	Singapore	Singapore Changi	SLIPPER LOBSTER	100.00	6,000,000
200	CV. JAVA FISH	7-Jan	P8/KI-D1/04.0/1/2025/000027	Singapore	Singapore Changi	FRESH WHITE SHRIMP	3,080.00	154,000,000
201	CV. JAVA FISH	7-Jan	P8/KI-D1/04.0/1/2025/000026	Singapore	Singapore Changi	Hairtail	925.00	41,625,000
202	CV. JAVA FISH	7-Jan	P8/KI-D1/04.0/1/2025/000026	Singapore	Singapore Changi	TENGGIRI	1,500.00	60,000,000
203	PT. BUMI MENARA INTERNUSA DAMPIT	7-Jan	04.0-00112-2025	United States	Newark	FROZEN VALUE ADDED SEAFOOD PRODUCT	15,526.80	1,443,355,801
204	PT. ANEKA TUNA INDONESIA	7-Jan	P8/KI-D1/04.0/1/2025/000028	Australia	Melbourne	CANNED TUNA	29,376.00	2,589,670,656
205	PT. ANEKA TUNA INDONESIA	7-Jan	P8/KI-D1/04.0/1/2025/000028	Australia	Melbourne	SAMPLE OF CANNED TUNA	2.55	224,640
206	PT. BUMI MENARA INTERNUSA DAMPIT	7-Jan	04.0-00113-2025	Netherlands	Rotterdam	FROZEN RAW SHRIMP	17,000.00	2,128,145,000
207	PT.CANDI JAYA AMERTA	7-Jan	04.0-00107-2025	Netherlands	Rotterdam	KERUPUK UDANG	16,000.00	864,032,000
208	PT. AMARTA CARRAGEENAN INDONESIA	7-Jan	04.0-00108-2025	Japan	Minato-Ku, Tokyo	SRC (CARRAGEENAN KAPPA)	1.20	180,000

No.	NAMA UPI	TERBIT HC	NO. HC MUTU	NEGARA TUJUAN	PEL. TUJUAN	NAMA PRODUK	VOLUME (KG)	NILAI (RP)
209	PT. AMARTA CARRAGEENAN INDONESIA	7-Jan	04.0-00110-2025	United States	Rockland	SRC (CARRAGEENAN KAPPA)	1.00	180,000
210	PT. BEE JAY SEAFOOD	7-Jan	P8/KI-D1/04.0/I/2025/000029	Australia	Brisbane	Cobia	720.00	97,365,600
211	PT. BEE JAY SEAFOOD	7-Jan	P8/KI-D1/04.0/I/2025/000029	Australia	Brisbane	SWEETLIP	1,080.00	156,646,440
212	PT. BEE JAY SEAFOOD	7-Jan	P8/KI-D1/04.0/I/2025/000029	Australia	Brisbane	Goldband Snapper	4,320.00	759,024,000
213	PT. BEE JAY SEAFOOD	7-Jan	P8/KI-D1/04.0/I/2025/000029	Australia	Brisbane	Pearl Perch	720.00	112,598,640
214	PT. BEE JAY SEAFOOD	7-Jan	P8/KI-D1/04.0/I/2025/000029	Australia	Brisbane	Tropical Snapper	2,880.00	329,045,760
215	PT. BEE JAY SEAFOOD	7-Jan	P8/KI-D1/04.0/I/2025/000029	Australia	Brisbane	White Snapper	1,440.00	235,699,200
216	PT. BEE JAY SEAFOOD	7-Jan	P8/KI-D1/04.0/I/2025/000029	Australia	Brisbane	BARRAMUNDI	360.00	53,674,200
217	PT. BEE JAY SEAFOOD	7-Jan	P8/KI-D1/04.0/I/2025/000029	Australia	Brisbane	Coral Trout	1,440.00	225,197,280
218	PT. BEE JAY SEAFOOD	7-Jan	P8/KI-D1/04.0/I/2025/000029	Australia	Brisbane	Threadfin	2,160.00	266,036,400
219	PT. BEE JAY SEAFOOD	7-Jan	P8/KI-D1/04.0/I/2025/000029	Australia	Brisbane	Sp Emperor	2,160.00	313,292,880
220	PT. AMARTA CARRAGEENAN INDONESIA	7-Jan	P8/KI-D1/04.0/I/2025/000023	Turkey	Istanbul	SRC (CARRAGEENAN KAPPA)	0.10	180,000
221	PT. BEE JAY SEAFOOD	7-Jan	P8/KI-D1/04.0/I/2025/000030	Australia	Brisbane	Spanish Mackerel	2,760.00	442,615,680
222	PT. AMARTA CARRAGEENAN INDONESIA	7-Jan	P8/KI-D1/04.0/I/2025/000022	Austria	Oftring	SRC (CARRAGEENAN KAPPA)	0.30	180,000
223	PT. ANEKA TUNA INDONESIA	7-Jan	P8/KI-D1/04.0/I/2025/000031	Australia	Sydney	CANNED TUNA	25,236.00	2,789,890,272
224	PT. ANEKA TUNA INDONESIA	7-Jan	04.0-00114-2025	Japan	Shimizu	CANNED TUNA	15,482.88	1,402,207,027
225	PT. ANEKA TUNA INDONESIA	7-Jan	04.0-00114-2025	Japan	Shimizu	SAMPLE OF CANNED TUNA	3.99	396,897
226	PT. ANEKA TUNA INDONESIA	7-Jan	04.0-00114-2025	Japan	Shimizu	CANNED TUNA	3,870.72	404,927,631
227	PT. ANEKA TUNA INDONESIA	7-Jan	04.0-00114-2025	Japan	Shimizu	SAMPLE OF CANNED TUNA	2.31	225,449
228	PT. ANEKA TUNA INDONESIA	7-Jan	04.0-00115-2025	Japan	Shimizu	POUCHED TUNA	12,800.00	765,696,000
229	PT. ANEKA TUNA INDONESIA	7-Jan	04.0-00115-2025	Japan	Shimizu	SAMPLE OF POUCHED TUNA	4.73	319,199
230	PT. ANEKA TUNA INDONESIA	7-Jan	04.0-00115-2025	Japan	Shimizu	SAMPLE OF POUCHED TUNA	0.54	48,600
231	PT ANEKA SAKANA INDONESIA	7-Jan	04.0-00109-2025	Japan	Hakata	FROZEN SKIPJACK TUNA WHOLE ROUND	25,000.00	500,000,000
232	PT. SURYA ALAM TUNGGAL	7-Jan	04.0-00111-2025	Japan	Tokyo	RAW PEELED WHITE VANNAMEI	15,000.00	1,683,435,000
233	PT Sekar Bumi Tbk	7-Jan	04.0-00116-2025	United States	Los Angeles	VANNAMEI RAW PD TAIL ON IQF SHRIMP	16,329.60	3,348,547,776
234	PT. ANEKA TUNA INDONESIA	7-Jan	04.0-00117-2025	Japan	Shimizu	CANNED TUNA	11,289.60	1,014,449,587
235	PT. SUMBER PANGAN NUSANTARA	7-Jan	04.0-00118-2025	France	Dunkerque	Fresh Frozen Froglegs	17,808.00	2,849,796,432
236	PT Sekar Bumi Tbk	7-Jan	04.0-00119-2025	United States	New York	VANNAMEI COOKED PD TAIL OFF IQF SHRIMP	15,431.47	1,819,879,552
237	PT BAHARI INTI NUSANTARA	7-Jan	04.0-00120-2025	China	Qingdao	SALTED JELLYFISH	14,700.00	264,600,000
238	PT. BUMI MENARA INTERNUSA DAMPIT	7-Jan	04.0-00121-2025	Netherlands	Rotterdam	FROZEN RAW SHRIMP	17,000.00	2,128,145,000
239	PT. ANEKA TUNA INDONESIA	7-Jan	P8/KI-D1/04.0/I/2025/000032	Saudi Arabia	Ad Dammam	CANNED TUNA	34,406.40	2,537,472,000
240	PT. VARIA NIAGA NUSANTARA	7-Jan	04.0-00122-2025	France	Le Havre	FROZEN CATFISH WHOLE GUTTED	20,275.20	656,632,627
241	PT BAHARI INTI NUSANTARA	7-Jan	04.0-00123-2025	China	Qingdao	SALTED JELLYFISH	14,700.00	264,600,000
242	PT. ANEKA TUNA INDONESIA	7-Jan	P8/KI-D1/04.0/I/2025/000033	Australia	Melbourne	CANNED TUNA	26,682.00	2,456,371,602
243	PT. ANEKA TUNA INDONESIA	7-Jan	P8/KI-D1/04.0/I/2025/000033	Australia	Melbourne	SAMPLE OF CANNED TUNA	2.24	194,833

No.	NAMA UPI	TERBIT HC	NO. HC MUTU	NEGARA TUJUAN	PEL. TUJUAN	NAMA PRODUK	VOLUME (KG)	NILAI (RP)
244	PT. ANEKA TUNA INDONESIA	7-Jan	P8/KI-D1/04.0/1/2025/000034	Saudi Arabia	Ad Dammam	CANNED TUNA	97,104.00	3,427,188,576
245	PT. BUMI MENARA INTERNUSA DAMPIT	7-Jan	04.0-00124-2025	United States	Los Angeles	FROZEN VALUE ADDED SEAFOOD PRODUCT	16,322.21	1,499,472,466
246	PT. MULTI PRAWN INDONESIA	7-Jan	04.0-00125-2025	Japan	Tokyo	FROZEN SHRIMP	13,251.60	2,179,503,904
247	PT. ANEKA TUNA INDONESIA	7-Jan	P8/KI-D1/04.0/1/2025/000035	Australia	Melbourne	CANNED TUNA	25,855.20	2,873,986,466
248	PT. ANEKA TUNA INDONESIA	7-Jan	P8/KI-D1/04.0/1/2025/000035	Australia	Melbourne	SAMPLE OF CANNED TUNA	2.82	308,158
249	PT. SAMUDRA KENCANA MINA	7-Jan	04.0-00126-2025	Vietnam	Ho Chi Minh City	FROZEN CUTTLE FISH	27,501.90	1,494,425,744
250	PT. VARIA NIAGA NUSANTARA	7-Jan	04.0-00127-2025	France	Le Havre	FROZEN MAHI MAHI FILLET	5,040.00	444,785,040
251	PT BAHARI INTI NUSANTARA	7-Jan	04.0-00128-2025	China	Qingdao	SALTED JELLYFISH	14,700.00	264,600,000
252	PT. VARIA NIAGA NUSANTARA	7-Jan	04.0-00129-2025	France	Le Havre	FROZEN YELLOW TREVALLY WHOLE ROUND	1,420.00	68,982,180
253	PT. VARIA NIAGA NUSANTARA	7-Jan	04.0-00129-2025	France	Le Havre	FROZEN RED SNAPPER SLICES	4,624.00	546,593,792
254	PT. VARIA NIAGA NUSANTARA	7-Jan	04.0-00129-2025	France	Le Havre	FROZEN EMPEROR SLICES	6,848.00	515,633,856
255	PT. VARIA NIAGA NUSANTARA	7-Jan	04.0-00129-2025	France	Le Havre	FROZEN EMPEROR WGS	1,880.00	100,459,680
256	PT. BUMI MENARA INTERNUSA DAMPIT	7-Jan	04.0-00130-2025	United States	New York	FROZEN FISH	19,077.08	3,194,323,506
257	PT. BUMI MENARA INTERNUSA DAMPIT	7-Jan	04.0-00131-2025	United States	Savannah	FROZEN RAW SHRIMP	12,877.26	2,134,405,845
258	PT. ANEKA TUNA INDONESIA	7-Jan	04.0-00132-2025	Japan	Nagoya, Aichi	SAMPLE OF POUCHED TUNA	1.50	135,000
259	PT. ANEKA TUNA INDONESIA	7-Jan	04.0-00132-2025	Japan	Nagoya, Aichi	SAMPLE OF POUCHED TUNA	1.50	135,000
260	PT. BUMI MENARA INTERNUSA DAMPIT	7-Jan	04.0-00133-2025	Netherlands	Rotterdam	FROZEN RAW SHRIMP	17,000.00	2,128,145,000
261	PT. EDMAR MANDIRI JAYA	7-Jan	P8/KI-D1/04.0/1/2025/000036	Philippines	General Santos/Dadiangas	FROZEN SKIPJACK WHOLE ROUND	108,000.00	2,640,276,000
262	PT. AMARTA CARRAGEENAN INDONESIA	8-Jan	P8/KI-D1/04.0/1/2025/000037	Philippines	Manila	PERFORATED COARSE KAPPA	14,000.00	1,644,300,000
263	CV. JAVA FISH	8-Jan	P8/KI-D1/04.0/1/2025/000039	Singapore	Singapore Changi	SLIPPER LOBSTER	100.00	6,000,000
264	CV. JAVA FISH	8-Jan	P8/KI-D1/04.0/1/2025/000039	Singapore	Singapore Changi	FRESH WHITE SHRIMP	3,160.00	158,000,000
265	CV. JAVA FISH	8-Jan	P8/KI-D1/04.0/1/2025/000040	Singapore	Singapore Changi	FROZEN SPANISH MACKEREL	175.00	5,250,000
266	CV. JAVA FISH	8-Jan	P8/KI-D1/04.0/1/2025/000040	Singapore	Singapore Changi	GROUPEL	1,750.00	61,250,000
267	CV. JAVA FISH	8-Jan	P8/KI-D1/04.0/1/2025/000040	Singapore	Singapore Changi	RED SNAPPER	70.00	3,150,000
268	CV. JAVA FISH	8-Jan	P8/KI-D1/04.0/1/2025/000040	Singapore	Singapore Changi	SILVER POMFRET	2,800.00	154,000,000
269	CV. JAVA FISH	8-Jan	P8/KI-D1/04.0/1/2025/000040	Singapore	Singapore Changi	FLATFISH	70.00	1,750,000
270	CV. JAVA FISH	8-Jan	P8/KI-D1/04.0/1/2025/000040	Singapore	Singapore Changi	Goldband Snapper	700.00	28,000,000
271	CV. JAVA FISH	8-Jan	P8/KI-D1/04.0/1/2025/000040	Singapore	Singapore Changi	BARRAMUNDI SKIN ON	105.00	3,150,000
272	CV. JAVA FISH	8-Jan	P8/KI-D1/04.0/1/2025/000040	Singapore	Singapore Changi	THREADFIN BLUE	2,310.00	80,850,000
273	CV. JAVA FISH	8-Jan	P8/KI-D1/04.0/1/2025/000040	Singapore	Singapore Changi	SAND WHITING FISH	1,050.00	26,250,000
274	CV. JAVA FISH	8-Jan	P8/KI-D1/04.0/1/2025/000040	Singapore	Singapore Changi	FRESH LEATHER JACKET FISH	70.00	2,450,000
275	PT. SEKAR LAUT, TBK.	8-Jan	04.0-00134-2025	China	Jiao Xin	SHRIMP CRACKERS	10,452.00	849,758,052
276	PT. BUMI MENARA INTERNUSA DAMPIT	8-Jan	04.0-00135-2025	United States	Savannah	FROZEN VALUE ADDED SEAFOOD PRODUCT	14,982.00	1,478,393,796
277	PT. SEKAR KATOKICHI	8-Jan	04.0-00136-2025	Japan	Kobe	Frozen Breaded Shrimp	7,338.04	1,018,358,515
278	PT. ANEKA TUNA INDONESIA	8-Jan	04.0-00137-2025	Japan	Osaka	CANNED TUNA	6,021.12	536,927,355
279	PT. ANEKA TUNA INDONESIA	8-Jan	04.0-00137-2025	Japan	Osaka	CANNED TUNA	860.16	83,135,324
280	PT. ANEKA TUNA INDONESIA	8-Jan	04.0-00138-2025	Japan	Osaka	CANNED TUNA	6,289.92	557,293,202

No.	NAMA UPI	TERBIT HC	NO. HC MUTU	NEGARA TUJUAN	PEL. TUJUAN	NAMA PRODUK	VOLUME (KG)	NILAI (RP)
281	PT. ANEKA TUNA INDONESIA	8-Jan	04.0-00138-2025	Japan	Osaka	CANNED TUNA	3,386.88	324,876,303
282	PT. ANEKA TUNA INDONESIA	8-Jan	04.0-00139-2025	Japan	Shimizu	CANNED TUNA	4,354.56	381,437,683
283	PT. ANEKA TUNA INDONESIA	8-Jan	04.0-00139-2025	Japan	Shimizu	CANNED TUNA	5,322.24	510,519,905
284	PT. ANEKA TUNA INDONESIA	8-Jan	04.0-00140-2025	Japan	Osaka	POUCHED TUNA	345.60	31,943,808
285	PT. ANEKA TUNA INDONESIA	8-Jan	04.0-00140-2025	Japan	Osaka	POUCHED TUNA	1,036.80	102,527,078
286	PT. ANEKA TUNA INDONESIA	8-Jan	04.0-00141-2025	Japan	Osaka	CANNED TUNA	5,160.96	460,569,231
287	PT. ANEKA TUNA INDONESIA	8-Jan	04.0-00141-2025	Japan	Osaka	CANNED TUNA	1,290.24	124,702,986
288	PT. ANEKA TUNA INDONESIA	8-Jan	04.0-00142-2025	Japan	Nagoya, Aichi	CANNED TUNA	3,870.72	344,300,544
289	PT. ANEKA TUNA INDONESIA	8-Jan	04.0-00142-2025	Japan	Nagoya, Aichi	CANNED TUNA	5,806.08	560,907,971
290	PT. ANEKA TUNA INDONESIA	8-Jan	04.0-00143-2025	Japan	Osaka	POUCHED TUNA	691.20	63,743,846
291	PT. ANEKA TUNA INDONESIA	8-Jan	04.0-00143-2025	Japan	Osaka	POUCHED TUNA	1,036.80	101,736,000
292	PT. ANEKA TUNA INDONESIA	8-Jan	04.0-00144-2025	Japan	Hakata/Fukuoka	CANNED TUNA	4,730.88	419,709,481
293	PT. ANEKA TUNA INDONESIA	8-Jan	04.0-00144-2025	Japan	Hakata/Fukuoka	CANNED TUNA	2,150.40	207,838,310
294	CV. JAVA FISH	8-Jan	P8/KI-D1/04.0/I/2025/000038	Singapore	Singapore Changi	Hairtail	1,000.00	45,000,000
295	CV. JAVA FISH	8-Jan	P8/KI-D1/04.0/I/2025/000038	Singapore	Singapore Changi	TENGGIRI	1,500.00	60,000,000
296	PT. ANEKA TUNA INDONESIA	8-Jan	04.0-00145-2025	Japan	Hakata/Fukuoka	POUCHED TUNA	345.60	31,943,808
297	PT. ANEKA TUNA INDONESIA	8-Jan	04.0-00145-2025	Japan	Hakata/Fukuoka	POUCHED TUNA	1,036.80	101,736,000
298	PT. ANEKA TUNA INDONESIA	8-Jan	04.0-00146-2025	Japan	Nagoya, Aichi	CANNED TUNA	9,031.68	805,183,304
299	PT. ANEKA TUNA INDONESIA	8-Jan	04.0-00146-2025	Japan	Nagoya, Aichi	CANNED TUNA	5,591.04	523,886,039
300	PT. PHILLIPS SEAFOODS INDONESIA	8-Jan	04.0-00147-2025	United States	Baltimore	FROZEN FISH BARRAMUNDI	13,620.00	2,469,755,460
301	PT. ANEKA TUNA INDONESIA	8-Jan	04.0-00148-2025	Japan	Osaka	CANNED TUNA	6,773.76	600,161,910
302	PT. ANEKA TUNA INDONESIA	8-Jan	04.0-00148-2025	Japan	Osaka	CANNED TUNA	12,579.84	1,206,683,412
303	PT. ANEKA TUNA INDONESIA	8-Jan	04.0-00149-2025	Japan	Nagoya, Aichi	POUCHED TUNA	691.20	63,551,693
304	PT. ANEKA TUNA INDONESIA	8-Jan	04.0-00149-2025	Japan	Nagoya, Aichi	POUCHED TUNA	1,382.40	135,023,155
305	PT. ANEKA TUNA INDONESIA	8-Jan	04.0-00150-2025	Japan	Nagoya, Aichi	CANNED TUNA	3,010.56	269,068,800
306	PT. ANEKA TUNA INDONESIA	8-Jan	04.0-00150-2025	Japan	Nagoya, Aichi	CANNED TUNA	3,010.56	290,973,635
307	PT. ANEKA TUNA INDONESIA	8-Jan	04.0-00151-2025	Japan	Nagoya, Aichi	POUCHED TUNA	691.20	63,743,846
308	PT. ANEKA TUNA INDONESIA	8-Jan	04.0-00151-2025	Japan	Nagoya, Aichi	POUCHED TUNA	1,382.40	136,174,694
309	PT Sekar Bumi Tbk	8-Jan	04.0-00152-2025	United States	Savannah	VANNAMEI RAW PD TAIL OFF IQF SHRIMP	16,003.01	2,015,211,040
310	PT Sekar Bumi Tbk	8-Jan	04.0-00153-2025	United States	New York	VANNAMEI RAW EZ PEEL IQF SHRIMP	8,618.40	980,894,578
311	PT Sekar Bumi Tbk	8-Jan	04.0-00154-2025	United States	New York	VANNAMEI RAW PD TAIL OFF IQF SHRIMP	15,876.00	2,190,348,216
312	PT. GEMA ISTA RAYA	8-Jan	P8/KI-D1/04.0/I/2025/000041	Comoros	Moroni	Canned Sardines	18,360.00	403,644,600
313	PT. BUMI PANGAN SEJAHTERA	8-Jan	04.0-00155-2025	United States	Los Angeles	VANNAMEI RAW PD TAIL ON/OFF IQF SHRIMP	15,876.00	2,221,560,432
314	PT ANEKA SAKANA INDONESIA	8-Jan	P8/KI-D1/04.0/I/2025/000042	Thailand	Lat Krabang	FROZEN YELLOWFIN TUNA WHOLE ROUND	49,000.00	980,000,000
315	PT ANEKA SAKANA INDONESIA	8-Jan	P8/KI-D1/04.0/I/2025/000042	Thailand	Lat Krabang	FROZEN SKIPJACK TUNA WHOLE ROUND	75,000.00	1,500,000,000
316	PT ANEKA SAKANA INDONESIA	8-Jan	P8/KI-D1/04.0/I/2025/000042	Thailand	Lat Krabang	FROZEN BIGEYE TUNA WHOLE ROUND	1,000.00	20,000,000
317	PT BAHARI SEJAHTERA PERTIWI	8-Jan	04.0-00156-2025	China	Nansha New Pt	FROZEN BIGEYE FISH	15,230.00	470,099,841

No.	NAMA UPI	TERBIT HC	NO. HC MUTU	NEGARA TUJUAN	PEL. TUJUAN	NAMA PRODUK	VOLUME (KG)	NILAI (RP)
318	PT BAHARI SEJAHTERA PERTIWI	8-Jan	04.0-00156-2025	China	Nansha New Pt	FROZEN SNAPPER FISH	7,995.80	750,146,766
319	PT BAHARI SEJAHTERA PERTIWI	8-Jan	04.0-00156-2025	China	Nansha New Pt	FROZEN SEA BREAM FISH	25.00	580,383
320	PT BAHARI SEJAHTERA PERTIWI	8-Jan	04.0-00156-2025	China	Nansha New Pt	FROZEN WHITESPOTTED CONGER FISH	16.00	616,402
321	PT BAHARI SEJAHTERA PERTIWI	8-Jan	04.0-00157-2025	China	Nansha New Pt	Frozen Mackerel Fish	20.00	1,516,018
322	PT. INTI LAUTAN FAJAR ABADI	8-Jan	04.0-00158-2025	United States	Los Angeles	SNAPPER	17,242.92	4,027,980,598
323	PT. INTI LAUTAN FAJAR ABADI	8-Jan	04.0-00159-2025	United States	Los Angeles	GROUPE	349.58	103,221,535
324	PT BAHARI SEJAHTERA PERTIWI	8-Jan	04.0-00160-2025	China	Nansha New Pt	FROZEN CUTTLEFISH	102.00	3,499,549
325	PT. SURYA INDOALGAS	8-Jan	P8/KI-D1/04.0/I/2025/000043	Russian Federation	Vladivostok	Tepung agar-agar	8,000.00	1,969,064,000
326	PT Sekar Bumi Tbk	8-Jan	04.0-00161-2025	United States	New York	FROZEN VANNAMEI COOKED PD TAIL ON IQF SHRIMP	7,257.60	1,242,718,848
327	PT. VARIA NIAGA NUSANTARA	8-Jan	04.0-00162-2025	Portugal	Leixoes	FROZEN SWORDFISH DWT	25,311.50	1,368,947,166
328	PT. PHILLIPS SEAFOODS INDONESIA	8-Jan	04.0-00163-2025	United States	Baltimore	FROZEN VALUE ADDED CRAB	11,170.26	3,505,305,780
329	PT. SUKSES LAUTAN INDONESIA	8-Jan	P8/KI-D1/04.0/I/2025/000044	Thailand	Bangkok	FROZEN SPOTTED GROUPE HEAD	11,500.00	242,149,750
330	PT. PHILLIPS SEAFOODS INDONESIA	8-Jan	04.0-00164-2025	United States	Baltimore	FROZEN VALUE ADDED SQUID	635.20	90,913,635
331	PT. BUMI MENARA INTERNUSA DAMPIT	8-Jan	04.0-00165-2025	United States	Savannah	FROZEN VALUE ADDED SEAFOOD PRODUCT	14,982.00	1,478,393,796
332	PT. Berkah Aneka Laut	8-Jan	P8/KI-D1/04.0/I/2025/000045	Malaysia	Penang	FROZEN BLACK JEW FISH	13,427.10	349,104,600
333	PT. Berkah Aneka Laut	8-Jan	P8/KI-D1/04.0/I/2025/000045	Malaysia	Penang	FROZEN THREADFIN	9,345.90	299,068,800
334	PT BAHARI SEJAHTERA PERTIWI	8-Jan	04.0-00166-2025	China	Nansha New Pt	FROZEN ORANGE GOATFISH	4,500.00	125,879,850
335	PT BAHARI SEJAHTERA PERTIWI	8-Jan	04.0-00166-2025	China	Nansha New Pt	FROZEN LEATHERJACKET	522.00	45,825,179
336	PT BAHARI SEJAHTERA PERTIWI	8-Jan	04.0-00166-2025	China	Nansha New Pt	FROZEN BIGEYE FISH	4,815.00	149,149,922
337	PT BAHARI SEJAHTERA PERTIWI	8-Jan	04.0-00166-2025	China	Nansha New Pt	FROZEN SEA BREAM FISH	7,479.00	205,082,407
338	PT BAHARI SEJAHTERA PERTIWI	8-Jan	04.0-00166-2025	China	Nansha New Pt	FROZEN SILVER BIDDY FISH	486.00	7,834,563
339	PT BAHARI SEJAHTERA PERTIWI	8-Jan	04.0-00167-2025	China	Nansha New Pt	Frozen Mackerel Fish	5,715.10	425,962,405
340	PT. NIRWANA SEGARA	8-Jan	P8/KI-D1/04.0/I/2025/000046	Hong Kong	Hong Kong	PASTEURIZED CRAB MEAT	3,268.80	1,096,159,392
341	PT. MEGA MARINE PRIDE	8-Jan	04.0-00168-2025	United States	Long Beach	FROZEN COOKED SHRIMPS	14,982.00	2,353,102,884
342	PT. ANEKA TUNA INDONESIA	8-Jan	04.0-00169-2025	Japan	Shimizu	CANNED TUNA	2,822.40	251,495,597
343	PT. ANEKA TUNA INDONESIA	8-Jan	04.0-00169-2025	Japan	Shimizu	CANNED TUNA	10,483.20	1,017,803,405
344	PT. Berkah Aneka Laut	8-Jan	P8/KI-D1/04.0/I/2025/000047	Malaysia	Penang	FROZEN QUEEN FISH	4,784.30	90,901,700
345	CV. JAVA FISH	9-Jan	P8/KI-D1/04.0/I/2025/000049	Singapore	Singapore Changi	FROZEN SPANISH MACKEREL	175.00	5,250,000
346	CV. JAVA FISH	9-Jan	P8/KI-D1/04.0/I/2025/000049	Singapore	Singapore Changi	GROUPE	1,750.00	61,250,000
347	CV. JAVA FISH	9-Jan	P8/KI-D1/04.0/I/2025/000049	Singapore	Singapore Changi	RED SNAPPER	70.00	3,150,000
348	CV. JAVA FISH	9-Jan	P8/KI-D1/04.0/I/2025/000049	Singapore	Singapore Changi	SILVER POMFRET	2,800.00	154,000,000
349	CV. JAVA FISH	9-Jan	P8/KI-D1/04.0/I/2025/000049	Singapore	Singapore Changi	FLATFISH	70.00	1,750,000
350	CV. JAVA FISH	9-Jan	P8/KI-D1/04.0/I/2025/000049	Singapore	Singapore Changi	Goldband Snapper	700.00	28,000,000
351	CV. JAVA FISH	9-Jan	P8/KI-D1/04.0/I/2025/000049	Singapore	Singapore Changi	BARRAMUNDI SKIN ON	105.00	3,150,000
352	CV. JAVA FISH	9-Jan	P8/KI-D1/04.0/I/2025/000049	Singapore	Singapore Changi	THREADFIN BLUE	2,450.00	85,750,000
353	CV. JAVA FISH	9-Jan	P8/KI-D1/04.0/I/2025/000049	Singapore	Singapore Changi	SAND WHITING FISH	1,050.00	26,250,000
354	CV. JAVA FISH	9-Jan	P8/KI-D1/04.0/I/2025/000049	Singapore	Singapore Changi	FRESH LEATHER JACKET FISH	70.00	2,450,000
355	CV. JAVA FISH	9-Jan	P8/KI-D1/04.0/I/2025/000051	Singapore	Singapore Changi	Hairtail	950.00	42,750,000
356	CV. JAVA FISH	9-Jan	P8/KI-D1/04.0/I/2025/000051	Singapore	Singapore Changi	TENGGIRI	1,500.00	60,000,000

No.	NAMA UPI	TERBIT HC	NO. HC MUTU	NEGARA TUJUAN	PEL. TUJUAN	NAMA PRODUK	VOLUME (KG)	NILAI (RP)
357	CV. JAVA FISH	9-Jan	P8/KI-D1/04.0/1/2025/000052	Singapore	Singapore Changi	SLIPPER LOBSTER	100.00	6,000,000
358	CV. JAVA FISH	9-Jan	P8/KI-D1/04.0/1/2025/000052	Singapore	Singapore Changi	FRESH WHITE SHRIMP	3,300.00	165,000,000
359	PT. GRAHAMAKMUR CIPTAPRATAMA	9-Jan	04.0-00170-2025	United States	Los Angeles	FROZEN RAW VANNAMEI PEELED DEVEINED TAIL ON	15,663.00	2,555,841,351
360	PT. SEKAR KATOKICHI	9-Jan	P8/KI-D1/04.0/1/2025/000050	Singapore	Singapore Changi	Frozen Breaded Shrimp	5,184.00	400,832,064
361	PT BAHARI INTI NUSANTARA	9-Jan	04.0-00171-2025	China	Shanghai	SALTED JELLYFISH	15,450.00	278,100,000
362	PT WINAROS KAWULA BAHARI	9-Jan	04.0-00172-2025	United States	New York	White Raw Vannamei PND	907.19	109,948,706
363	PT WINAROS KAWULA BAHARI	9-Jan	04.0-00172-2025	United States	New York	White Vannamei Nobashi Ebi	7,068.00	1,239,578,772
364	PT. SOUTHERN MARINE PRODUCTS	9-Jan	P8/KI-D1/04.0/1/2025/000048	Malaysia	Pasir Gudang, Johor	FROZEN FISH PASTE	25,000.00	1,000,000,000
365	PT WINAROS KAWULA BAHARI	9-Jan	04.0-00173-2025	Japan	Narita Apt/Tokyo	White Vannamei Ebi Fry	3.60	465,150
366	PT WINAROS KAWULA BAHARI	9-Jan	04.0-00174-2025	United States	New York	White Vannamei Sushi Ebi	1,899.00	537,456,879
367	PT WINAROS KAWULA BAHARI	9-Jan	04.0-00174-2025	United States	New York	White Vannamei Sushi Ebi Broken	2,721.58	525,814,699
368	PT WINAROS KAWULA BAHARI	9-Jan	04.0-00174-2025	United States	New York	White Vannamei Sushi Ebi Without Tail	200.00	43,510,600
369	PT. GRAHAMAKMUR CIPTAPRATAMA	9-Jan	P8/KI-D1/04.0/1/2025/000053	Trinidad & Tobago	Point Lisas	FROZEN RAW VANNAMEI HEADLESS SHELL ON EASY PEEL	9,034.60	1,251,499,896
370	PT. GRAHAMAKMUR CIPTAPRATAMA	9-Jan	P8/KI-D1/04.0/1/2025/000053	Trinidad & Tobago	Point Lisas	FROZEN RAW VANNAMEI PEELED DEVEINED TAIL OFF	3,268.80	428,075,510
371	PT. GRAHAMAKMUR CIPTAPRATAMA	9-Jan	P8/KI-D1/04.0/1/2025/000053	Trinidad & Tobago	Point Lisas	FROZEN RAW VANNAMEI PEELED DEVEINED TAIL ON	5,402.60	820,935,875
372	PT. ANEKA TUNA INDONESIA	9-Jan	P8/KI-D1/04.0/1/2025/000054	Kuwait	Shuwaikh	CANNED TUNA	43,130.88	2,927,335,956
373	PT. SEKAR LAUT, TBK.	9-Jan	P8/KI-D1/04.0/1/2025/000055	Hong Kong	Hong Kong	SHRIMP CRACKERS	480.00	14,112,000
374	PT Sekar Bumi Tbk	9-Jan	04.0-00175-2025	United States	Los Angeles	VANNAMEI RAW PD TAIL ON IQF SHRIMP	15,876.00	2,034,906,300
375	PT Sekar Bumi Tbk	9-Jan	04.0-00176-2025	United States	Savannah	VANNAMEI RAW EZ PEEL IQF SHRIMP	15,785.28	2,230,917,837
376	PT. ANEKA TUNA INDONESIA	9-Jan	04.0-00177-2025	Japan	Sendai, Kagoshima	CANNED TUNA	8,064.00	723,115,008
377	PT. ANEKA TUNA INDONESIA	9-Jan	04.0-00177-2025	Japan	Sendai, Kagoshima	CANNED TUNA	8,064.00	781,917,696
378	PT. INDONESIA LIFA ALGAE KARAGINAN INTERNATIONAL	9-Jan	P8/KI-D1/04.0/1/2025/000058	India	Ahmedabad	Kappa Refined Carrageenan Food Grade HS Code : 130239	1,000.00	165,139,000
379	PT. INDONESIA LIFA ALGAE KARAGINAN INTERNATIONAL	9-Jan	P8/KI-D1/04.0/1/2025/000057	India	Ahmedabad	IOTA SEMI REFINED CARRAGEENAN FOOD GRADE HS Code : 130239	1,000.00	70,384,000
380	PT. ANEKA TUNA INDONESIA	9-Jan	04.0-00178-2025	Japan	Shimizu	CANNED TUNA	7,398.72	670,065,077
381	PT. ANEKA TUNA INDONESIA	9-Jan	04.0-00178-2025	Japan	Shimizu	CANNED TUNA	10,903.20	1,006,038,264
382	PT. ANEKA TUNA INDONESIA	9-Jan	04.0-00178-2025	Japan	Shimizu	SAMPLE OF POUCHED TUNA	60.00	5,220,000
383	PT. SEKAR LAUT, TBK.	9-Jan	P8/KI-D1/04.0/1/2025/000056	Hong Kong	Hong Kong	SAMBAL TERASI	1,101.00	65,880,537
384	PT. BUMI MENARA INTERNUSA DAMPIT	9-Jan	04.0-00179-2025	United States	Norfolk	FROZEN VALUE ADDED SEAFOOD PRODUCT	14,529.82	1,579,870,918
385	PT.Hongxin Algae International	9-Jan	P8/KI-D1/04.0/1/2025/000059	China	Xiamen	Semi Refined Carrageenan	28,000.00	2,540,160,000
386	PT. TRIDAYA JAYA MANUNGGAL	9-Jan	04.0-00180-2025	United States	New York	INDONESIAN IQF WHOLE OCTOPUS	21,111.00	1,840,815,867

No.	NAMA UPI	TERBIT HC	NO. HC MUTU	NEGARA TUJUAN	PEL. TUJUAN	NAMA PRODUK	VOLUME (KG)	NILAI (RP)
387	PT. BUMI MENARA INTERNUSA DAMPIT	9-Jan	04.0-00181-2025	United States	Savannah	FROZEN VALUE ADDED SEAFOOD PRODUCT	14,982.00	1,478,393,796
388	PT. SUNRISE NIAGA FISHERY	9-Jan	04.0-00182-2025	United States	New York	FROZEN OCTOPUS WCL	19,962.81	2,166,883,174
389	PT. TRIDAYA JAYA MANUNGGAL	9-Jan	04.0-00183-2025	Greece	Piraeus	Octopus Tentacles	6,000.00	614,250,000
390	PT. TRIDAYA JAYA MANUNGGAL	9-Jan	04.0-00183-2025	Greece	Piraeus	Whole Cleaned Flower Octopus	13,760.00	1,239,941,120
391	PT. SEKAR KATOKICHI	10-Jan	04.0-00184-2025	United States	Houston	Raw Breaded Aligned Butterfly Tail On Vannamei Shrimp	15,526.80	1,497,653,021
392	PT. MARINDO MAKMUR USAHAJAYA	10-Jan	04.0-00185-2025	Japan	Kitakyushu- Moji	FROZEN CAPELIN FISH	5,663.90	73,630,700
393	CV. JAVA FISH	10-Jan	P8/KI-D1/04.0/1/2025/000061	Singapore	Singapore Changi	FROZEN SPANISH MACKEREL	175.00	5,250,000
394	CV. JAVA FISH	10-Jan	P8/KI-D1/04.0/1/2025/000061	Singapore	Singapore Changi	GROUPE	1,750.00	61,250,000
395	CV. JAVA FISH	10-Jan	P8/KI-D1/04.0/1/2025/000061	Singapore	Singapore Changi	RED SNAPPER	70.00	3,150,000
396	CV. JAVA FISH	10-Jan	P8/KI-D1/04.0/1/2025/000061	Singapore	Singapore Changi	SILVER POMFRET	2,800.00	154,000,000
397	CV. JAVA FISH	10-Jan	P8/KI-D1/04.0/1/2025/000061	Singapore	Singapore Changi	FLATFISH	70.00	1,750,000
398	CV. JAVA FISH	10-Jan	P8/KI-D1/04.0/1/2025/000061	Singapore	Singapore Changi	Goldband Snapper	700.00	28,000,000
399	CV. JAVA FISH	10-Jan	P8/KI-D1/04.0/1/2025/000061	Singapore	Singapore Changi	BARRAMUNDI SKIN ON	105.00	3,150,000
400	CV. JAVA FISH	10-Jan	P8/KI-D1/04.0/1/2025/000061	Singapore	Singapore Changi	THREADFIN BLUE	2,135.00	74,725,000
401	CV. JAVA FISH	10-Jan	P8/KI-D1/04.0/1/2025/000061	Singapore	Singapore Changi	SAND WHITING FISH	1,050.00	26,250,000
402	CV. JAVA FISH	10-Jan	P8/KI-D1/04.0/1/2025/000061	Singapore	Singapore Changi	FRESH LEATHER JACKET FISH	70.00	2,450,000
403	PT WINAROS KAWULA BAHARI	10-Jan	04.0-00186-2025	United States	Long Beach	White Vannamei Sushi Ebi	4,117.80	1,141,973,003
404	PT WINAROS KAWULA BAHARI	10-Jan	04.0-00186-2025	United States	Long Beach	White Vannamei Sushi Ebi Broken	1,814.39	338,276,686
405	CV. JAVA FISH	10-Jan	P8/KI-D1/04.0/1/2025/000062	Singapore	Singapore Changi	FROZEN SPANISH MACKEREL	175.00	5,250,000
406	CV. JAVA FISH	10-Jan	P8/KI-D1/04.0/1/2025/000062	Singapore	Singapore Changi	GROUPE	1,750.00	61,250,000
407	CV. JAVA FISH	10-Jan	P8/KI-D1/04.0/1/2025/000062	Singapore	Singapore Changi	RED SNAPPER	70.00	3,150,000
408	CV. JAVA FISH	10-Jan	P8/KI-D1/04.0/1/2025/000062	Singapore	Singapore Changi	SILVER POMFRET	2,800.00	154,000,000
409	CV. JAVA FISH	10-Jan	P8/KI-D1/04.0/1/2025/000062	Singapore	Singapore Changi	FLATFISH	70.00	1,750,000
410	CV. JAVA FISH	10-Jan	P8/KI-D1/04.0/1/2025/000062	Singapore	Singapore Changi	Goldband Snapper	700.00	28,000,000
411	CV. JAVA FISH	10-Jan	P8/KI-D1/04.0/1/2025/000062	Singapore	Singapore Changi	BARRAMUNDI SKIN ON	105.00	3,150,000
412	CV. JAVA FISH	10-Jan	P8/KI-D1/04.0/1/2025/000062	Singapore	Singapore Changi	THREADFIN BLUE	2,275.00	79,625,000
413	CV. JAVA FISH	10-Jan	P8/KI-D1/04.0/1/2025/000062	Singapore	Singapore Changi	SAND WHITING FISH	1,050.00	26,250,000
414	CV. JAVA FISH	10-Jan	P8/KI-D1/04.0/1/2025/000062	Singapore	Singapore Changi	FRESH LEATHER JACKET FISH	70.00	2,450,000
415	PT. ANEKA TUNA INDONESIA	10-Jan	P8/KI-D1/04.0/1/2025/000063	Australia	Melbourne	CANNED TUNA	42,782.40	3,783,333,197
416	PT. ANEKA TUNA INDONESIA	10-Jan	P8/KI-D1/04.0/1/2025/000063	Australia	Melbourne	SAMPLE OF CANNED TUNA	3.12	269,278
417	PT WINAROS KAWULA BAHARI	10-Jan	04.0-00187-2025	United States	Long Beach	White Vannamei Nobashi Ebi	7,560.00	1,264,682,160
418	PT GREEN ONE BIOTECHNOLOGY	10-Jan	P8/KI-D1/04.0/1/2025/000064	Spain	Pontevedra	SEMI REFINED CARRAGEENAN	0.12	12,980
419	CV. JAVA FISH	10-Jan	P8/KI-D1/04.0/1/2025/000065	Singapore	Singapore Changi	SLIPPER LOBSTER	100.00	6,000,000
420	CV. JAVA FISH	10-Jan	P8/KI-D1/04.0/1/2025/000065	Singapore	Singapore Changi	FRESH WHITE SHRIMP	3,200.00	160,000,000
421	CV. JAVA FISH	10-Jan	P8/KI-D1/04.0/1/2025/000066	Singapore	Singapore Changi	SLIPPER LOBSTER	100.00	6,000,000
422	CV. JAVA FISH	10-Jan	P8/KI-D1/04.0/1/2025/000066	Singapore	Singapore Changi	FRESH WHITE SHRIMP	3,400.00	170,000,000
423	CV. JAVA FISH	10-Jan	P8/KI-D1/04.0/1/2025/000068	Singapore	Singapore Changi	Hairtail	900.00	40,500,000
424	CV. JAVA FISH	10-Jan	P8/KI-D1/04.0/1/2025/000068	Singapore	Singapore Changi	TENGGIRI	1,500.00	60,000,000
425	CV. JAVA FISH	10-Jan	P8/KI-D1/04.0/1/2025/000069	Singapore	Singapore Changi	Hairtail	1,125.00	50,625,000
426	CV. JAVA FISH	10-Jan	P8/KI-D1/04.0/1/2025/000069	Singapore	Singapore Changi	TENGGIRI	1,500.00	60,000,000

No.	NAMA UPI	TERBIT HC	NO. HC MUTU	NEGARA TUJUAN	PEL. TUJUAN	NAMA PRODUK	VOLUME (KG)	NILAI (RP)
427	PT. SOUTHERN MARINE PRODUCTS	10-Jan	P8/KI-D1/04.0/I/2025/000070	Singapore	Singapore Container Terminal	FROZEN FISH PASTE	27,000.00	999,999,000
428	PT. ANEKA TUNA INDONESIA	10-Jan	P8/KI-D1/04.0/I/2025/000071	Australia	Melbourne	POUCHED TUNA	4,800.00	350,356,800
429	PT. ANEKA TUNA INDONESIA	10-Jan	P8/KI-D1/04.0/I/2025/000074	Saudi Arabia	Ad Dammam	CANNED TUNA	11,200.00	532,224,000
430	PT. ANEKA TUNA INDONESIA	10-Jan	P8/KI-D1/04.0/I/2025/000073	Australia	Melbourne	CANNED TUNA	11,806.80	681,039,838
431	PT. ANEKA TUNA INDONESIA	10-Jan	P8/KI-D1/04.0/I/2025/000067	Saudi Arabia	Ad Dammam	CANNED TUNA	78,854.40	3,796,366,234
432	PT. ANEKA TUNA INDONESIA	10-Jan	04.0-00188-2025	United Kingdom (GB)	Felixstowe	POUCHED TUNA	32,240.00	2,387,823,360
433	PT. INDO LAUT JAYA	10-Jan	P8/KI-D1/04.0/I/2025/000075	Malaysia	Kuala Lumpur	DRIED FISH MAW	84.00	8,400,000
434	PT. ANEKA TUNA INDONESIA	10-Jan	P8/KI-D1/04.0/I/2025/000072	Saudi Arabia	Ad Dammam	CANNED TUNA	8,640.00	910,716,480
435	PT WINAROS KAWULA BAHARI	10-Jan	04.0-00189-2025	Japan	Tokyo	White Raw Vannamei Frozen Shrimp	4,675.20	634,345,162
436	PT WINAROS KAWULA BAHARI	10-Jan	04.0-00189-2025	Japan	Tokyo	White Vannamei Nobashi Ebi	8,954.50	1,392,165,070
437	PT. ANEKA TUNA INDONESIA	10-Jan	P8/KI-D1/04.0/I/2025/000077	Saudi Arabia	Ad Dammam	CANNED TUNA	19,713.60	1,666,646,885
438	PT. ANEKA TUNA INDONESIA	10-Jan	P8/KI-D1/04.0/I/2025/000077	Saudi Arabia	Ad Dammam	CANNED TUNA	19,713.60	1,295,360,942
439	PT. ANEKA TUNA INDONESIA	10-Jan	P8/KI-D1/04.0/I/2025/000078	Saudi Arabia	Ad Dammam	CANNED TUNA	39,427.20	2,590,721,885
440	PT Sekar Bumi Tbk	10-Jan	04.0-00190-2025	United States	Jacksonville	VANNAMEI RAW EZ PEEL IQF SHRIMP	15,876.00	2,141,180,244
441	PT. ANEKA TUNA INDONESIA	10-Jan	P8/KI-D1/04.0/I/2025/000079	Saudi Arabia	Ad Dammam	CANNED TUNA	34,560.00	2,799,360,000
442	PT. BUMI MENARA INTERNUSA DAMPIT	10-Jan	04.0-00191-2025	United States	Norfolk	FROZEN VALUE ADDED SEAFOOD PRODUCT	14,987.45	1,560,553,244
443	PT. ANEKA TUNA INDONESIA	10-Jan	P8/KI-D1/04.0/I/2025/000080	Saudi Arabia	Ad Dammam	CANNED TUNA	38,841.60	1,884,167,174
444	PT. GEMA ISTA RAYA	10-Jan	P8/KI-D1/04.0/I/2025/000081	Senegal	Dakar	Canned Sardines	40,626.00	1,373,118,174
445	PT Sekar Bumi Tbk	10-Jan	04.0-00192-2025	United States	Jacksonville	VANNAMEI RAW PD TAIL OFF IQF SHRIMP	16,329.60	2,293,998,538
446	PT. ANEKA TUNA INDONESIA	10-Jan	P8/KI-D1/04.0/I/2025/000082	Saudi Arabia	Ad Dammam	CANNED TUNA	39,427.20	2,428,202,966
447	PT. GEMA ISTA RAYA	10-Jan	P8/KI-D1/04.0/I/2025/000083	Senegal	Dakar	Canned Sardines	142,191.00	4,643,247,105
448	PT. BUMI MENARA INTERNUSA DAMPIT	10-Jan	04.0-00194-2025	United States	Norfolk	FROZEN VALUE ADDED SEAFOOD PRODUCT	14,546.16	1,440,186,209
449	PT. BARAMUDA BAHARI	10-Jan	04.0-00195-2025	Korea (South)	Busan (ex Pusan)	FROZEN NORTHERN SHRIMP MEAT (PTO)	5,880.00	1,672,295,520
450	PT. EDMAR MANDIRI JAYA	10-Jan	04.0-00193-2025	Japan	Shibushi	FROZEN SKIPJACK WHOLE ROUND	25,000.00	584,550,000
451	CV. ANGIN TIMUR SEAFOODS	11-Jan	P8/KI-D1/04.0/I/2025/000084	Hong Kong	Hong Kong	FROZEN BIG EYE BLENDED	17,355.00	354,736,200
452	PT. MULTI PRAWN INDONESIA	11-Jan	04.0-00196-2025	Japan	Tokyo	FROZEN SHRIMP	15,282.00	2,766,301,794
453	PT Sekar Bumi Tbk	11-Jan	04.0-00200-2025	United States	New York	VANNAMEI COOKED EZP IQF	15,876.00	2,049,956,748
454	PT Sekar Bumi Tbk	11-Jan	04.0-00201-2025	United States	New York	VANNAMEI RAW PD TAIL OFF IQF SHRIMP	15,876.00	2,313,927,000
455	PT. SOUTHERN MARINE PRODUCTS	11-Jan	P8/KI-D1/04.0/I/2025/000085	Japan	Osaka	ITOYORI FISH SKIN, ITOYORI FISH SCALE	5.00	160,000
456	PT.KARYA KENCANA SUMBER SARI	13-Jan	04.0-00204-2025	Netherlands	Rotterdam	KERUPUK UDANG	16,600.00	981,890,000
457	PT.CANDI JAYA AMERTA	13-Jan	04.0-00205-2025	Netherlands	Rotterdam	KERUPUK UDANG	17,340.00	913,679,280
458	CV. JAVA FISH	13-Jan	P8/KI-D1/04.0/I/2025/000086	Singapore	Singapore Changi	FROZEN SPANISH MACKEREL	175.00	5,250,000
459	CV. JAVA FISH	13-Jan	P8/KI-D1/04.0/I/2025/000086	Singapore	Singapore Changi	GROUPEL	1,750.00	61,250,000
460	CV. JAVA FISH	13-Jan	P8/KI-D1/04.0/I/2025/000086	Singapore	Singapore Changi	RED SNAPPER	70.00	3,150,000

No.	NAMA UPI	TERBIT HC	NO. HC MUTU	NEGARA TUJUAN	PEL. TUJUAN	NAMA PRODUK	VOLUME (KG)	NILAI (RP)
461	CV. JAVA FISH	13-Jan	P8/KI-D1/04.0/1/2025/000086	Singapore	Singapore Changi	SILVER POMFRET	2,800.00	154,000,000
462	CV. JAVA FISH	13-Jan	P8/KI-D1/04.0/1/2025/000086	Singapore	Singapore Changi	FLATFISH	70.00	1,750,000
463	CV. JAVA FISH	13-Jan	P8/KI-D1/04.0/1/2025/000086	Singapore	Singapore Changi	Goldband Snapper	700.00	28,000,000
464	CV. JAVA FISH	13-Jan	P8/KI-D1/04.0/1/2025/000086	Singapore	Singapore Changi	BARRAMUNDI SKIN ON	105.00	3,150,000
465	CV. JAVA FISH	13-Jan	P8/KI-D1/04.0/1/2025/000086	Singapore	Singapore Changi	THREADFIN BLUE	2,415.00	84,525,000
466	CV. JAVA FISH	13-Jan	P8/KI-D1/04.0/1/2025/000086	Singapore	Singapore Changi	SAND WHITING FISH	1,050.00	26,250,000
467	CV. JAVA FISH	13-Jan	P8/KI-D1/04.0/1/2025/000086	Singapore	Singapore Changi	FRESH LEATHER JACKET FISH	70.00	2,450,000
468	CV. JAVA FISH	13-Jan	P8/KI-D1/04.0/1/2025/000087	Singapore	Singapore Changi	Hairtail	1,075.00	48,375,000
469	CV. JAVA FISH	13-Jan	P8/KI-D1/04.0/1/2025/000087	Singapore	Singapore Changi	TENGGIRI	1,500.00	60,000,000
470	PT. AMARTA CARRAGEENAN INDONESIA	13-Jan	04.0-00206-2025	Austria	Anthering	SRC (CARRAGEENAN KAPPA)	1.00	180,000
471	CV. JAVA FISH	13-Jan	P8/KI-D1/04.0/1/2025/000088	Singapore	Singapore Changi	SLIPPER LOBSTER	100.00	6,000,000
472	CV. JAVA FISH	13-Jan	P8/KI-D1/04.0/1/2025/000088	Singapore	Singapore Changi	FRESH WHITE SHRIMP	3,220.00	161,000,000
473	PT. CENTRAM	13-Jan	P8/KI-D1/04.0/1/2025/000089	Malaysia	Westport/Port Klang	CARRAGEENAN	9,600.00	3,105,168,000
474	PT. SEKAR LAUT, TBK.	13-Jan	04.0-00207-2025	United Kingdom (GB)	Southampton	SHRIMP CRACKERS	12,950.00	610,216,950
475	PT. SEKAR LAUT, TBK.	13-Jan	04.0-00208-2025	United Kingdom (GB)	Southampton	SHRIMP CRACKERS	12,950.00	610,216,950
476	PT. ANEKA TUNA INDONESIA	13-Jan	04.0-00209-2025	United Kingdom (GB)	Felixstowe	POUCHED TUNA	16,120.00	1,193,911,680
477	PT. ANEKA TUNA INDONESIA	13-Jan	04.0-00209-2025	United Kingdom (GB)	Felixstowe	SAMPLE OF POUCHED TUNA	12.40	918,394
478	PT. BUMI MENARA INTERNUSA DAMPIT	13-Jan	04.0-00210-2025	United States	Los Angeles	FROZEN VALUE ADDED SEAFOOD PRODUCT	15,526.80	1,385,751,373
479	PT. ANEKA TUNA INDONESIA	13-Jan	P8/KI-D1/04.0/1/2025/000090	Australia	Sydney	CANNED TUNA	12,448.80	1,380,285,598
480	PT. BUMI MENARA INTERNUSA DAMPIT	13-Jan	04.0-00211-2025	United States	Los Angeles	FROZEN VALUE ADDED SEAFOOD PRODUCT	14,982.00	1,407,349,152
481	PT. SEKAR LAUT, TBK.	13-Jan	04.0-00212-2025	Netherlands	Rotterdam	SHRIMP CRACKERS	16,187.50	736,563,625
482	PT. ANEKA TUNA INDONESIA	13-Jan	04.0-00213-2025	United Kingdom (GB)	Felixstowe	POUCHED TUNA	16,120.00	1,159,592,200
483	PT. ANEKA TUNA INDONESIA	13-Jan	04.0-00213-2025	United Kingdom (GB)	Felixstowe	SAMPLE OF POUCHED TUNA	12.40	891,994
484	PT. PHILLIPS SEAFOODS INDONESIA	13-Jan	04.0-00214-2025	United States	Baltimore	FROZEN VALUE ADDED SQUID	12,704.00	1,841,508,320
485	CV. PESONA MANDIRI	13-Jan	P8/KI-D1/04.0/1/2025/000091	Malaysia	Penang	FROZEN TREVALLY FISH	26,629.10	560,808,846
486	CV. PESONA MANDIRI	13-Jan	P8/KI-D1/04.0/1/2025/000091	Malaysia	Penang	FROZEN GERUT-GERUT	1,163.10	28,263,330
487	PT. ANEKA TUNA INDONESIA	13-Jan	P8/KI-D1/04.0/1/2025/000092	Saudi Arabia	Ad Dammam	CANNED TUNA	77,683.20	3,768,334,349
488	PT. BUMI PANGAN SEJAHTERA	13-Jan	04.0-00202-2025	France	Le Havre	VANNAMEI RAW FROZEN PD BROKEN SHRIMPS IQF	13,600.00	1,041,828,000
489	PT. ANEKA TUNA INDONESIA	13-Jan	P8/KI-D1/04.0/1/2025/000093	Saudi Arabia	Ad Dammam	CANNED TUNA	34,406.40	2,964,661,862
490	PT. ANEKA TUNA INDONESIA	13-Jan	P8/KI-D1/04.0/1/2025/000094	Australia	Melbourne	CANNED TUNA	25,855.20	2,873,986,466
491	PT. ANEKA TUNA INDONESIA	13-Jan	P8/KI-D1/04.0/1/2025/000094	Australia	Melbourne	SAMPLE OF CANNED TUNA	1.14	126,719
492	CV. BAHARI MAKMUR	13-Jan	04.0-00215-2025	Taiwan	Taipei	DRIED SEA CUCUMBER	74.00	27,010,000
493	PT. SURYA ALAM TUNGGAL	13-Jan	04.0-00203-2025	United States	Los Angeles	COOKED AND PEELED VANNAMEI	16,329.49	2,466,928,713
494	CV. BAHARI MAKMUR	13-Jan	04.0-00216-2025	Korea (South)	Incheon Intl Apt/Seoul	DRIED SEA CUCUMBER	119.00	17,850,000
495	CV. BAHARI MAKMUR	13-Jan	04.0-00216-2025	Korea (South)	Incheon Intl Apt/Seoul	DRIED SEA CUCUMBER	138.00	20,700,000
496	CV. BAHARI MAKMUR	13-Jan	04.0-00217-2025	Taiwan	Taipei	DRIED SEA CUCUMBER	45.85	16,735,250
497	CV. MARINA SEJAHTERA	13-Jan	04.0-00218-2025	Vietnam	Ho Chi Minh City	FROZEN TUNA YELLOW FIN WHOLE ROUND Grade B or C	25,801.20	968,964,066
498	PT. ANEKA TUNA INDONESIA	13-Jan	P8/KI-D1/04.0/1/2025/000095	Papua New Guinea	Lae	CANNED MINCED TUNA	79,560.00	2,237,625,000

No.	NAMA UPI	TERBIT HC	NO. HC MUTU	NEGARA TUJUAN	PEL. TUJUAN	NAMA PRODUK	VOLUME (KG)	NILAI (RP)
499	CV. MARINA SEJAHTERA	13-Jan	04.0-00219-2025	Vietnam	Ho Chi Minh City	FROZEN MARLIN	1,700.00	120,785,000
500	PT. BUMI MENARA INTERNUSA DAMPIT	13-Jan	04.0-00220-2025	United States	Los Angeles	FROZEN VALUE ADDED SEAFOOD PRODUCT	15,526.80	1,407,349,152
501	PT. ANEKA TUNA INDONESIA	13-Jan	P8/KI-D1/04.0/I/2025/000096	Saudi Arabia	Ad Dammam	CANNED TUNA	34,406.40	2,779,383,398
502	PT. ANEKA TUNA INDONESIA	13-Jan	P8/KI-D1/04.0/I/2025/000097	Saudi Arabia	Ad Dammam	CANNED TUNA	34,560.00	2,799,360,000
503	PT BAHARI INTI NUSANTARA	13-Jan	04.0-00221-2025	China	Dalian	SALTED JELLYFISH	15,450.00	271,147,500
504	PT. REX CANNING	13-Jan	04.0-00222-2025	United States	New York	CANNED CRABMEAT IN BRINE	12,240.00	1,564,235,280
505	PT. SAMUDRA KENCANA MINA	13-Jan	P8/KI-D1/04.0/I/2025/000098	Australia	Fremantle	FROZEN BABY OCTOPUS WHOLE ROUND BAIT	5,136.00	250,380,000
506	PT BAHARI INTI NUSANTARA	13-Jan	04.0-00223-2025	China	Dalian	SALTED JELLYFISH	15,450.00	271,147,500
507	PT BAHARI INTI NUSANTARA	13-Jan	04.0-00223-2025	China	Dalian	SALTED JELLYFISH	15,450.00	271,147,500
508	PT. SURYA ALAM TUNGGAL	13-Jan	04.0-00225-2025	Canada	Montreal	RAW HEADLESS BLACK TIGER	4,354.53	1,037,640,954
509	PT. SURYA ALAM TUNGGAL	13-Jan	04.0-00225-2025	Canada	Montreal	RAW PEELED BLACK TIGER	12,927.52	3,152,763,578
510	PT. INTI LAUTAN FAJAR ABADI	13-Jan	P8/KI-D1/04.0/I/2025/000099	Australia	Sydney	GOLDBAND SNAPPER	17,160.00	3,281,318,040
511	CV. MARINA SEJAHTERA	13-Jan	04.0-00226-2025	Vietnam	Ho Chi Minh City	FROZEN WHOLE ROUND CUTTLEFISH	7,889.00	252,566,335
512	PT Sekar Bumi Tbk	13-Jan	04.0-00227-2025	United States	Los Angeles	FROZEN VANNAMEI COOKED PD TAIL ON IQF SHRIMP	16,329.60	2,456,820,979
513	PT. VARIA NIAGA NUSANTARA	13-Jan	P8/KI-D1/04.0/I/2025/000100	Australia	Fremantle	FROZEN RAW MACKERAL CUTLETS	2,840.00	264,120,000
514	PT. VARIA NIAGA NUSANTARA	13-Jan	P8/KI-D1/04.0/I/2025/000101	Australia	Fremantle	FROZEN RAW SNAPPER FILLETS	6,570.00	840,960,000
515	PT. SAMUDRA KENCANA MINA	13-Jan	P8/KI-D1/04.0/I/2025/000102	Australia	Fremantle	FROZEN SLIPPER LOBSTER	3,650.00	663,570,000
516	PT. SOUTHERN MARINE PRODUCTS	13-Jan	P8/KI-D1/04.0/I/2025/000103	Singapore	Singapore Container Terminal	FROZEN FISH PASTE	27,000.00	999,999,000
517	PT BAHARI INTI NUSANTARA	13-Jan	04.0-00228-2025	China	Dalian	SALTED JELLYFISH	15,450.00	271,147,500
518	PT. SURYA ALAM TUNGGAL	14-Jan	04.0-00229-2025	United States	Jacksonville	RAW PEELED WHITE VANNAMEI	15,839.61	1,886,038,202
519	CV. JAVA FISH	14-Jan	P8/KI-D1/04.0/I/2025/000105	Singapore	Singapore Changi	Hairtail	925.00	41,625,000
520	CV. JAVA FISH	14-Jan	P8/KI-D1/04.0/I/2025/000105	Singapore	Singapore Changi	TENGGIRI	1,500.00	60,000,000
521	CV. JAVA FISH	14-Jan	P8/KI-D1/04.0/I/2025/000107	Singapore	Singapore Changi	SLIPPER LOBSTER	100.00	6,000,000
522	CV. JAVA FISH	14-Jan	P8/KI-D1/04.0/I/2025/000107	Singapore	Singapore Changi	FRESH WHITE SHRIMP	3,380.00	169,000,000
523	PT. ANEKA TUNA INDONESIA	14-Jan	P8/KI-D1/04.0/I/2025/000109	Australia	Sydney	CANNED TUNA	17,107.20	968,130,662
524	CV. PESONA MANDIRI	14-Jan	P8/KI-D1/04.0/I/2025/000108	Malaysia	Westport/Port Klang	FROZEN WHITESPOTTED WHIPRAY	7,012.50	329,587,500
525	CV. PESONA MANDIRI	14-Jan	P8/KI-D1/04.0/I/2025/000108	Malaysia	Westport/Port Klang	FROZEN LEOPARD CORAL GROUPER FISH	599.20	80,892,000
526	PT WINAROS KAWULA BAHARI	14-Jan	04.0-00230-2025	Japan	Tokyo	White Raw Vannamei Frozen Shrimp	15,884.00	2,069,653,432
527	PT WINAROS KAWULA BAHARI	14-Jan	04.0-00231-2025	United States	Los Angeles	White Raw Vannamei Frozen Shrimp Breaded Butterfly Coconut	14,631.23	1,358,114,662
528	PT. GRAHAMAKMUR CIPTAPRATAMA	14-Jan	04.0-00232-2025	United States	Los Angeles	FROZEN RAW VANNAMEI PEELED DEVEINED TAIL ON	15,436.00	2,147,178,472
529	PT. ANEKA TUNA INDONESIA	14-Jan	04.0-00233-2025	Japan	Shimizu	CANNED TUNA	6,773.76	653,031,107
530	PT. ANEKA TUNA INDONESIA	14-Jan	04.0-00234-2025	Japan	Osaka	CANNED TUNA	6,773.76	600,161,910

No.	NAMA UPI	TERBIT HC	NO. HC MUTU	NEGARA TUJUAN	PEL. TUJUAN	NAMA PRODUK	VOLUME (KG)	NILAI (RP)
531	PT. ANEKA TUNA INDONESIA	14-Jan	04.0-00234-2025	Japan	Osaka	CANNED TUNA	12,579.84	1,206,683,412
532	PT. SEKAR LAUT, TBK.	14-Jan	04.0-00235-2025	Netherlands	Rotterdam	SHRIMP CRACKERS	16,187.50	736,563,625
533	PT. SEKAR LAUT, TBK.	14-Jan	04.0-00236-2025	Netherlands	Rotterdam	SHRIMP CRACKERS	16,187.50	736,563,625
534	CV. JAVA FISH	14-Jan	P8/KI-D1/04.0/I/2025/000104	Singapore	Singapore Changi	FROZEN SPANISH MACKEREL	175.00	5,250,000
535	CV. JAVA FISH	14-Jan	P8/KI-D1/04.0/I/2025/000104	Singapore	Singapore Changi	GROUPE	1,750.00	61,250,000
536	CV. JAVA FISH	14-Jan	P8/KI-D1/04.0/I/2025/000104	Singapore	Singapore Changi	RED SNAPPER	70.00	3,150,000
537	CV. JAVA FISH	14-Jan	P8/KI-D1/04.0/I/2025/000104	Singapore	Singapore Changi	SILVER POMFRET	2,800.00	154,000,000
538	CV. JAVA FISH	14-Jan	P8/KI-D1/04.0/I/2025/000104	Singapore	Singapore Changi	FLATFISH	70.00	1,750,000
539	CV. JAVA FISH	14-Jan	P8/KI-D1/04.0/I/2025/000104	Singapore	Singapore Changi	Goldband Snapper	700.00	28,000,000
540	CV. JAVA FISH	14-Jan	P8/KI-D1/04.0/I/2025/000104	Singapore	Singapore Changi	BARRAMUNDI SKIN ON	105.00	3,150,000
541	CV. JAVA FISH	14-Jan	P8/KI-D1/04.0/I/2025/000104	Singapore	Singapore Changi	THREADFIN BLUE	2,240.00	78,400,000
542	CV. JAVA FISH	14-Jan	P8/KI-D1/04.0/I/2025/000104	Singapore	Singapore Changi	SAND WHITING FISH	1,050.00	26,250,000
543	CV. JAVA FISH	14-Jan	P8/KI-D1/04.0/I/2025/000104	Singapore	Singapore Changi	FRESH LEATHER JACKET FISH	70.00	2,450,000
544	CV. MARINA SEJAHTERA	14-Jan	04.0-00237-2025	China	Xiamen	FRESH BELT FISH	1,500.00	70,500,000
545	PT BAHARI INTI NUSANTARA	14-Jan	04.0-00238-2025	China	Qingdao	SALTED JELLYFISH	15,450.00	271,147,500
546	PT. ANEKA TUNA INDONESIA	14-Jan	04.0-00239-2025	Japan	Naha, Okinawa	CANNED TUNA	5,241.60	504,268,128
547	CV. PESONA MANDIRI	14-Jan	04.0-00240-2025	China	Xiamen	FROZEN RIBBON FISH	25,650.00	1,307,885,805
548	CV. PESONA MANDIRI	14-Jan	04.0-00241-2025	China	Xiamen	FROZEN RIBBON FISH	25,650.00	1,230,851,160
549	PT BAHARI INTI NUSANTARA	14-Jan	04.0-00242-2025	China	Dalian	SALTED JELLYFISH	15,450.00	271,147,500
550	PT. MARINDO MAKMUR USAHAJAYA	14-Jan	04.0-00243-2025	Belgium	Antwerpen	EMPEROR CHUNK	2,000.00	163,200,000
551	PT. MARINDO MAKMUR USAHAJAYA	14-Jan	04.0-00243-2025	Belgium	Antwerpen	RED SNAPPER	3,574.00	295,569,800
552	PT. MARINDO MAKMUR USAHAJAYA	14-Jan	04.0-00243-2025	Belgium	Antwerpen	PARROTFISH	1,860.00	113,088,000
553	PT. MARINDO MAKMUR USAHAJAYA	14-Jan	04.0-00243-2025	Belgium	Antwerpen	EMPEROR	1,500.00	82,800,000
554	PT BAHARI INTI NUSANTARA	14-Jan	04.0-00244-2025	China	Dalian	SALTED JELLYFISH	15,450.00	271,147,500
555	PT Sekar Bumi Tbk	14-Jan	04.0-00245-2025	United States	New York	VANNAMEI RAW PD TAIL ON IQF SHRIMP	15,876.00	2,313,927,000
556	PT Sekar Bumi Tbk	14-Jan	04.0-00246-2025	United States	Los Angeles	VANNAMEI RAW PD TAIL ON IQF SHRIMP	15,876.00	2,576,452,536
557	PT. SAMUDRA KENCANA MINA	14-Jan	04.0-00247-2025	Italy	Livorno	FROZEN OCTOPUS	16,650.00	1,408,956,300
558	PT. INTI LAUTAN FAJAR ABADI	14-Jan	P8/KI-D1/04.0/I/2025/000110	Australia	Fremantle	GOLDBAND SNAPPER	1,905.00	377,346,210
559	PT. INTI LAUTAN FAJAR ABADI	14-Jan	P8/KI-D1/04.0/I/2025/000110	Australia	Fremantle	GOLDBAND SNAPPER	160.00	31,693,120
560	PT. INTI LAUTAN FAJAR ABADI	14-Jan	P8/KI-D1/04.0/I/2025/000111	Australia	Fremantle	RED SPOT EMPEROR	6,765.00	1,013,958,495
561	PT. SUNRISE NIAGA FISHERY	14-Jan	04.0-00248-2025	France	Le Havre	FROZEN CATFISH WG	19,788.00	573,456,240
562	PT. INTI LAUTAN FAJAR ABADI	14-Jan	P8/KI-D1/04.0/I/2025/000112	Australia	Fremantle	YELLOWFIN TUNA PORTIONS	2,625.00	468,202,875
563	PT. INTI LAUTAN FAJAR ABADI	14-Jan	P8/KI-D1/04.0/I/2025/000112	Australia	Fremantle	YELLOWFIN TUNA SAKU	3,190.00	844,121,850
564	PT. REX CANNING	14-Jan	P8/KI-D1/04.0/I/2025/000113	Malaysia	Pasir Gudang, Johor	CANNED CUTTLFISH WITH SOYA BEAN SAUCE	16,608.00	1,540,757,376
565	PT Sekar Bumi Tbk	14-Jan	04.0-00249-2025	United States	Miami	VANNAMEI RAW PD TAIL OFF IQF SHRIMP	15,876.00	2,313,927,000
566	PT. VARIA NIAGA NUSANTARA	14-Jan	04.0-00250-2025	Greece	Piraeus	FROZEN SWORDFISH	25,479.10	1,659,300,908
567	PT. REX CANNING	14-Jan	04.0-00251-2025	United States	New York	CANNED BABY CLAM IN BRINE	14,263.00	751,503,207

No.	NAMA UPI	TERBIT HC	NO. HC MUTU	NEGARA TUJUAN	PEL. TUJUAN	NAMA PRODUK	VOLUME (KG)	NILAI (RP)
568	PT. MEGA MARINE PRIDE	14-Jan	04.0-00252-2025	Canada	Toronto	FROZEN RAW SHRIMPS	12,960.00	2,036,067,840
569	PT. SAMUDRA KENCANA MINA	14-Jan	04.0-00253-2025	Vietnam	Ho Chi Minh City	FROZEN CUTTLE FISH	27,522.20	1,484,822,690
570	PT. INTI LAUTAN FAJAR ABADI	14-Jan	P8/KI-D1/04.0/I/2025/000114	Australia	Fremantle	TROPICAL SNAPPER	5,375.00	678,787,250
571	PT. INTI LAUTAN FAJAR ABADI	14-Jan	P8/KI-D1/04.0/I/2025/000115	Australia	Fremantle	RED EMPEROR	235.00	53,388,475
572	PT. SEKAR LAUT, TBK.	14-Jan	04.0-00254-2025	Netherlands	Rotterdam	SHRIMP CRACKERS	16,650.00	800,748,450
573	PT WINAROS KAWULA BAHARI	15-Jan	04.0-00255-2025	United States	Los Angeles	White Vannamei Sushi Ebi	1,211.50	339,458,666
574	PT WINAROS KAWULA BAHARI	15-Jan	04.0-00255-2025	United States	Los Angeles	White Vannamei Sushi Ebi Broken	1,200.00	201,232,800
575	CV. JAVA FISH	15-Jan	P8/KI-D1/04.0/I/2025/000116	Singapore	Singapore Changi	SLIPPER LOBSTER	100.00	6,000,000
576	CV. JAVA FISH	15-Jan	P8/KI-D1/04.0/I/2025/000116	Singapore	Singapore Changi	FRESH WHITE SHRIMP	3,320.00	166,000,000
577	CV. JAVA FISH	15-Jan	P8/KI-D1/04.0/I/2025/000117	Singapore	Singapore Changi	FROZEN SPANISH MACKEREL	175.00	5,250,000
578	CV. JAVA FISH	15-Jan	P8/KI-D1/04.0/I/2025/000117	Singapore	Singapore Changi	GROUPEL	1,750.00	61,250,000
579	CV. JAVA FISH	15-Jan	P8/KI-D1/04.0/I/2025/000117	Singapore	Singapore Changi	RED SNAPPER	70.00	3,150,000
580	CV. JAVA FISH	15-Jan	P8/KI-D1/04.0/I/2025/000117	Singapore	Singapore Changi	SILVER POMFRET	2,800.00	154,000,000
581	CV. JAVA FISH	15-Jan	P8/KI-D1/04.0/I/2025/000117	Singapore	Singapore Changi	FLATFISH	70.00	1,750,000
582	CV. JAVA FISH	15-Jan	P8/KI-D1/04.0/I/2025/000117	Singapore	Singapore Changi	Goldband Snapper	700.00	28,000,000
583	CV. JAVA FISH	15-Jan	P8/KI-D1/04.0/I/2025/000117	Singapore	Singapore Changi	BARRAMUNDI SKIN ON	105.00	3,150,000
584	CV. JAVA FISH	15-Jan	P8/KI-D1/04.0/I/2025/000117	Singapore	Singapore Changi	THREADFIN BLUE	2,380.00	83,300,000
585	CV. JAVA FISH	15-Jan	P8/KI-D1/04.0/I/2025/000117	Singapore	Singapore Changi	SAND WHITING FISH	1,050.00	26,250,000
586	CV. JAVA FISH	15-Jan	P8/KI-D1/04.0/I/2025/000117	Singapore	Singapore Changi	FRESH LEATHER JACKET FISH	70.00	2,450,000
587	PT. SEKAR KATOKICHI	15-Jan	04.0-00258-2025	Japan	Kobe	Frozen Breaded Shrimp	14,113.20	1,986,404,674
588	PT. AMARTA CARRAGEENAN INDONESIA	15-Jan	P8/KI-D1/04.0/I/2025/000118	Malaysia	Kuala Selangor	SRC (CARRAGEENAN KAPPA)	0.30	180,000
589	CV. TIRTA SURYA SRI REJEKI	15-Jan	04.0-00259-2025	China	Dalian	SALT JELLYFISH	15,450.00	282,735,000
590	CV. TIRTA SURYA SRI REJEKI	15-Jan	04.0-00260-2025	China	Dalian	SALT JELLYFISH	15,450.00	282,735,000
591	PT. REX CANNING	15-Jan	04.0-00261-2025	United States	Oakland	CANNED BABY CLAM IN BRINE	3.40	194,313
592	PT. EDMAR MANDIRI JAYA	15-Jan	04.0-00262-2025	China	Ningbo	FROZEN SKIPJACK	27,000.00	592,839,000
593	PT. ANEKA TUNA INDONESIA	15-Jan	P8/KI-D1/04.0/I/2025/000119	Saudi Arabia	Ad Dammam	CANNED TUNA	38,841.60	1,884,167,174
594	PT. EDMAR MANDIRI JAYA	15-Jan	04.0-00263-2025	China	Ningbo	FROZEN SKIPJACK	27,000.00	592,839,000
595	CV. JAVA FISH	15-Jan	P8/KI-D1/04.0/I/2025/000120	Singapore	Singapore Changi	Hairtail	1,100.00	49,500,000
596	CV. JAVA FISH	15-Jan	P8/KI-D1/04.0/I/2025/000120	Singapore	Singapore Changi	TENGGIRI	1,500.00	60,000,000
597	PT. MAJU BERSAMA KARIB	15-Jan	04.0-00264-2025	United States	Baltimore	CANNED PASTEURIZED CRAB MEAT	8,626.56	4,008,063,681
598	PT. ANEKA TUNA INDONESIA	15-Jan	P8/KI-D1/04.0/I/2025/000121	Saudi Arabia	Ad Dammam	CANNED TUNA	38,145.60	2,791,495,008
599	PT. INDONESIA LIFA ALGAE KARAGINAN INTERNATIONAL	15-Jan	P8/KI-D1/04.0/I/2025/000060	India	Chennai (Ex Madras)	Alkali Treated Spinosum Chip (ATSC) Export Country HS Code 13023913 Import Country HS Code 13023990	100.00	8,914,400
600	PT. REX CANNING	15-Jan	04.0-00265-2025	United States	Miami	CANNED SNAIL IN BRINE	16,218.00	1,459,522,692
601	PT. HAKIKI DONARTA	15-Jan	04.0-00266-2025	Japan	Yokohama	AGAR AGAR POWDER	1,000.00	226,702,000
602	PT. GRAHAMAKMUR CIPTAPRATAMA	15-Jan	04.0-00267-2025	Japan	Kobe	FROZEN SHRIMP	15,000.00	1,809,555,000
603	PT. INTI LUHUR FUJA ABADI	15-Jan	04.0-00268-2025	United States	Los Angeles	FROZEN PREMIUM SNAPPER CS STEAK	6,810.00	1,630,123,320

No.	NAMA UPI	TERBIT HC	NO. HC MUTU	NEGARA TUJUAN	PEL. TUJUAN	NAMA PRODUK	VOLUME (KG)	NILAI (RP)
604	PT. TRIDAYA JAYA MANUNGGAL	15-Jan	P8/KI-D1/04.0/I/2025/000124	Australia	Melbourne	Frozen Goldband Snapper Portion	5.00	900,000
605	PT. AMARTA CARRAGEENAN INDONESIA	15-Jan	P8/KI-D1/04.0/I/2025/000122	Germany	Rosshaupten	SRC (CARRAGEENAN KAPPA)	1.00	180,000
606	PT. AMARTA CARRAGEENAN INDONESIA	15-Jan	P8/KI-D1/04.0/I/2025/000123	Austria	Oftering	SRC (CARRAGEENAN KAPPA)	0.10	180,000
607	PT. INTI LUHUR FUJA ABADI	15-Jan	04.0-00269-2025	United States	Los Angeles	FROZEN PREMIUM SNAPPER CS PORTION SKIN ON	10,228.62	2,394,028,968
608	PT. PHILLIPS SEAFOODS INDONESIA	15-Jan	04.0-00270-2025	United States	Baltimore	PASTEURIZED BLUE SWIMMING CRABMEAT	15,690.24	10,182,557,814
609	PT.KARYA KENCANA SUMBER SARI	15-Jan	04.0-00271-2025	Netherlands	Rotterdam	KERUPUK UDANG	10,400.00	998,400,000
610	CV. TIRTA SURYA SRI REJEKI	15-Jan	04.0-00272-2025	China	Guangzhou	DRIED FISH MAW	75.00	43,500,000
611	CV. TIRTA SURYA SRI REJEKI	15-Jan	04.0-00273-2025	China	Qingdao	SALT JELLYFISH	11,330.00	226,600,000
612	CV. TIRTA SURYA SRI REJEKI	15-Jan	04.0-00274-2025	China	Qingdao	SALT JELLYFISH	11,330.00	226,600,000
613	CV. TIRTA SURYA SRI REJEKI	15-Jan	04.0-00275-2025	China	Qingdao	SALT JELLYFISH	11,330.00	226,600,000
614	CV. TIRTA SURYA SRI REJEKI	15-Jan	04.0-00276-2025	China	Qingdao	SALT JELLYFISH	11,330.00	226,600,000
615	CV. JAVA FISH	16-Jan	P8/KI-D1/04.0/I/2025/000125	Singapore	Singapore Changi	Hairtail	1,175.00	52,875,000
616	CV. JAVA FISH	16-Jan	P8/KI-D1/04.0/I/2025/000125	Singapore	Singapore Changi	TENGGIRI	1,500.00	60,000,000
617	PT. SURYA INDOALGAS	16-Jan	04.0-00277-2025	Korea (South)	Busan (ex Pusan)	Tepung agar-agar	2,000.00	510,314,000
618	CV. JAVA FISH	16-Jan	P8/KI-D1/04.0/I/2025/000126	Singapore	Singapore Changi	SLIPPER LOBSTER	100.00	6,000,000
619	CV. JAVA FISH	16-Jan	P8/KI-D1/04.0/I/2025/000126	Singapore	Singapore Changi	FRESH WHITE SHRIMP	3,260.00	163,000,000
620	PT. SEKAR KATOKICHI	16-Jan	04.0-00279-2025	United States	Houston	Raw Breaded Aligned Butterfly Tail On Vannamei Shrimp	15,526.80	1,497,653,021
621	PT. INTI LUHUR FUJA ABADI	16-Jan	04.0-00280-2025	China	Fuzhou	FROZEN THREADFIN FISH	28,158.60	861,171,648
622	PT. INTI LUHUR FUJA ABADI	16-Jan	04.0-00281-2025	China	Fuzhou	FROZEN THREADFIN FISH	28,172.20	868,320,731
623	CV. JAVA FISH	16-Jan	P8/KI-D1/04.0/I/2025/000128	Singapore	Singapore Changi	FROZEN SPANISH MACKEREL	175.00	5,250,000
624	CV. JAVA FISH	16-Jan	P8/KI-D1/04.0/I/2025/000128	Singapore	Singapore Changi	GROUPEL	1,750.00	61,250,000
625	CV. JAVA FISH	16-Jan	P8/KI-D1/04.0/I/2025/000128	Singapore	Singapore Changi	RED SNAPPER	70.00	3,150,000
626	CV. JAVA FISH	16-Jan	P8/KI-D1/04.0/I/2025/000128	Singapore	Singapore Changi	SILVER POMFRET	2,800.00	154,000,000
627	CV. JAVA FISH	16-Jan	P8/KI-D1/04.0/I/2025/000128	Singapore	Singapore Changi	FLATFISH	70.00	1,750,000
628	CV. JAVA FISH	16-Jan	P8/KI-D1/04.0/I/2025/000128	Singapore	Singapore Changi	Goldband Snapper	700.00	28,000,000
629	CV. JAVA FISH	16-Jan	P8/KI-D1/04.0/I/2025/000128	Singapore	Singapore Changi	BARRAMUNDI SKIN ON	105.00	3,150,000
630	CV. JAVA FISH	16-Jan	P8/KI-D1/04.0/I/2025/000128	Singapore	Singapore Changi	THREADFIN BLUE	2,170.00	75,950,000
631	CV. JAVA FISH	16-Jan	P8/KI-D1/04.0/I/2025/000128	Singapore	Singapore Changi	SAND WHITING FISH	1,050.00	26,250,000
632	CV. JAVA FISH	16-Jan	P8/KI-D1/04.0/I/2025/000128	Singapore	Singapore Changi	FRESH LEATHER JACKET FISH	70.00	2,450,000
633	PT. INTI LUHUR FUJA ABADI	16-Jan	04.0-00282-2025	China	Fuzhou	FROZEN PAMPANO FISH	27,658.50	395,516,550
634	PT. INTI LUHUR FUJA ABADI	16-Jan	04.0-00283-2025	China	Fuzhou	FROZEN PAMPANO FISH	1,108.10	15,845,830
635	PT. INTI LUHUR FUJA ABADI	16-Jan	04.0-00283-2025	China	Fuzhou	FROZEN CROAKER FISH	418.30	26,669,971
636	PT. INTI LUHUR FUJA ABADI	16-Jan	04.0-00283-2025	China	Fuzhou	FROZEN EMPEROR FISH	1,874.70	63,349,862
637	PT. INTI LUHUR FUJA ABADI	16-Jan	04.0-00283-2025	China	Fuzhou	FROZEN CONGER EEL	15,813.20	602,055,964
638	PT. INTI LUHUR FUJA ABADI	16-Jan	04.0-00283-2025	China	Fuzhou	FROZEN RED SNAPPER WHOLE ROUND	302.30	16,420,331
639	PT WINAROS KAWULA BAHARI	16-Jan	04.0-00278-2025	United States	New York	White Vannamei Nobashi Ebi	4,665.60	804,452,083
640	PT. GEMA ISTA RAYA	16-Jan	P8/KI-D1/04.0/I/2025/000129	United Arab Emirates	Jebel Ali	Canned Sardines	20,313.00	686,559,087

No.	NAMA UPI	TERBIT HC	NO. HC MUTU	NEGARA TUJUAN	PEL. TUJUAN	NAMA PRODUK	VOLUME (KG)	NILAI (RP)
641	PT. ANEKA TUNA INDONESIA	16-Jan	04.0-00284-2025	Japan	Osaka	POUCHED TUNA	691.20	63,743,846
642	PT. ANEKA TUNA INDONESIA	16-Jan	04.0-00284-2025	Japan	Osaka	POUCHED TUNA	2,073.60	204,262,042
643	PT. ANEKA TUNA INDONESIA	16-Jan	04.0-00285-2025	Japan	Osaka	CANNED TUNA	2,150.40	190,809,293
644	PT. ANEKA TUNA INDONESIA	16-Jan	04.0-00285-2025	Japan	Osaka	CANNED TUNA	3,010.56	290,973,635
645	PT. ANEKA TUNA INDONESIA	16-Jan	04.0-00286-2025	Japan	Yokohama	POUCHED TUNA	5,529.60	545,495,040
646	PT. ANEKA TUNA INDONESIA	16-Jan	04.0-00287-2025	Japan	Yokohama	CANNED TUNA	3,870.72	345,945,600
647	PT. ANEKA TUNA INDONESIA	16-Jan	04.0-00287-2025	Japan	Yokohama	CANNED TUNA	6,451.20	623,514,931
648	CV. MARINA SEJAHTERA	16-Jan	04.0-00288-2025	Japan	Narita Apt/Tokyo	Frozen Octopus tentacle	100.00	10,150,000
649	CV. MARINA SEJAHTERA	16-Jan	04.0-00288-2025	Japan	Narita Apt/Tokyo	Frozen Abalone Meat	7.00	1,725,500
650	CV. MARINA SEJAHTERA	16-Jan	04.0-00288-2025	Japan	Narita Apt/Tokyo	Frozen Whole Abalone	3.00	130,500
651	PT. INTI LUHUR FUJA ABADI	16-Jan	04.0-00289-2025	China	Fuzhou	FROZEN CROAKER FISH	10,579.90	425,266,486
652	PT. INTI LUHUR FUJA ABADI	16-Jan	04.0-00289-2025	China	Fuzhou	FROZEN THREADFIN FISH	17,529.10	504,396,347
653	PT. INTI LUHUR FUJA ABADI	16-Jan	04.0-00290-2025	China	Fuzhou	FROZEN PAMPANO FISH	5,124.90	73,286,070
654	PT. INTI LUHUR FUJA ABADI	16-Jan	04.0-00290-2025	China	Fuzhou	FROZEN CROAKER FISH	5,494.00	281,783,964
655	PT. INTI LUHUR FUJA ABADI	16-Jan	04.0-00290-2025	China	Fuzhou	FROZEN THREADFIN FISH	17,600.10	582,204,268
656	PT. INTI LUHUR FUJA ABADI	16-Jan	04.0-00291-2025	China	Fuzhou	FROZEN PAMPANO FISH	711.40	10,173,020
657	PT. INTI LUHUR FUJA ABADI	16-Jan	04.0-00291-2025	China	Fuzhou	FROZEN CROAKER FISH	9,294.00	564,695,075
658	PT. INTI LUHUR FUJA ABADI	16-Jan	04.0-00291-2025	China	Fuzhou	FROZEN EMPEROR FISH	1,464.80	49,498,522
659	PT. INTI LUHUR FUJA ABADI	16-Jan	04.0-00291-2025	China	Fuzhou	FROZEN CONGER EEL	7,839.50	237,732,054
660	PT. INTI LUHUR FUJA ABADI	16-Jan	04.0-00291-2025	China	Fuzhou	FROZEN THREADFIN FISH	4,662.30	146,455,897
661	PT. INTI LUHUR FUJA ABADI	16-Jan	04.0-00292-2025	China	Fuzhou	FROZEN RIBBONFISH	3,062.30	120,458,327
662	PT. BUMI MENARA INTERNUSA DAMPIT	16-Jan	04.0-00293-2025	United States	Savannah	FROZEN VALUE ADDED SEAFOOD PRODUCT	14,982.00	1,478,393,796
663	PT. HAKIKI DONARTA	16-Jan	P8/KI-D1/04.0/I/2025/000130	Thailand	Bangkok	GRACILARIOPSIS LONGISSIMA SEAWEED POWDER TYPE PHYTAFIBER	200.00	58,294,800
664	PT. INTI LUHUR FUJA ABADI	16-Jan	04.0-00294-2025	China	Fuzhou	FROZEN RIBBONFISH	7,458.50	293,387,556
665	PT WINAROS KAWULA BAHARI	16-Jan	04.0-00295-2025	Japan	Tokyo	White Cooked Vannamei PD	1,420.00	239,891,960
666	PT WINAROS KAWULA BAHARI	16-Jan	04.0-00295-2025	Japan	Tokyo	White Vannamei Sushi Ebi	976.80	226,759,236
667	PT WINAROS KAWULA BAHARI	16-Jan	04.0-00295-2025	Japan	Tokyo	White Vannamei Sushi Ebi Without Tail	1,394.40	297,945,631
668	PT WINAROS KAWULA BAHARI	16-Jan	04.0-00296-2025	Japan	Tokyo	White Raw Vannamei Frozen Shrimp	2,419.20	329,541,005
669	PT WINAROS KAWULA BAHARI	16-Jan	04.0-00296-2025	Japan	Tokyo	White Vannamei Nobashi Ebi	6,381.36	971,581,204
670	PT. ANEKA TUNA INDONESIA	16-Jan	P8/KI-D1/04.0/I/2025/000131	Saudi Arabia	Ad Dammam	CANNED TUNA	39,427.20	2,385,503,309
671	PT. ANEKA TUNA INDONESIA	16-Jan	P8/KI-D1/04.0/I/2025/000131	Saudi Arabia	Ad Dammam	CANNED TUNA	17,203.20	1,482,330,931
672	PT. AMARTA CARRAGEENAN INDONESIA	16-Jan	P8/KI-D1/04.0/I/2025/000132	Thailand	Bangkok	APF 335 F	10,000.00	660,000,000
673	PT. GEMA ISTA RAYA	16-Jan	P8/KI-D1/04.0/I/2025/000133	Timor-Leste	Dili	Canned Sardines	13,950.00	357,426,900
674	PT. ANEKA TUNA INDONESIA	16-Jan	04.0-00297-2025	Japan	Yokohama	CANNED TUNA	2,580.48	230,630,400
675	PT. ANEKA TUNA INDONESIA	16-Jan	04.0-00297-2025	Japan	Yokohama	CANNED TUNA	4,730.88	457,244,283
676	PT. ANEKA TUNA INDONESIA	16-Jan	04.0-00298-2025	Japan	Yokohama	POUCHED TUNA	1,036.80	101,736,000
677	PT WINAROS KAWULA BAHARI	16-Jan	04.0-00299-2025	United States	New York	White Vannamei Sushi Ebi	7,632.00	2,083,345,200
678	PT. ANEKA TUNA INDONESIA	16-Jan	P8/KI-D1/04.0/I/2025/000134	Kuwait	Shuwaikh	CANNED TUNA	27,955.20	1,965,586,022
679	PT BAHARI SEJAHTERA PERTIWI	16-Jan	P8/KI-D1/04.0/I/2025/000135	Egypt	PORT SAID WEST	Frozen Whole Round Lizard Fish	25,000.00	425,222,500

No.	NAMA UPI	TERBIT HC	NO. HC MUTU	NEGARA TUJUAN	PEL. TUJUAN	NAMA PRODUK	VOLUME (KG)	NILAI (RP)
680	PT. GEMA ISTA RAYA	16-Jan	P8/KI-D1/04.0/1/2025/000136	Timor-Leste	Dili	Canned Tuna	1,776.00	83,198,496
681	PT. ANEKA TUNA INDONESIA	16-Jan	P8/KI-D1/04.0/1/2025/000137	Kuwait	Shuwaikh	CANNED TUNA	32,348.16	2,195,501,967
682	PT. SAMUDRA KENCANA MINA	16-Jan	P8/KI-D1/04.0/1/2025/000138	Australia	Fremantle	FROZEN BABY OCTOPUS WHOLE ROUND BAIT	5,136.00	250,380,000
683	PT. ANEKA TUNA INDONESIA	16-Jan	P8/KI-D1/04.0/1/2025/000139	Kuwait	Shuwaikh	CANNED TUNA	35,343.36	2,472,798,182
684	PT. ANEKA TUNA INDONESIA	16-Jan	P8/KI-D1/04.0/1/2025/000140	Saudi Arabia	Ad Dammam	CANNED TUNA	34,560.00	2,624,382,720
685	PT Sekar Bumi Tbk	16-Jan	04.0-00306-2025	United States	New York	VANNAMEI RAW PD TAIL ON IQF SHRIMP	15,876.00	2,743,563,312
686	PT Sekar Bumi Tbk	16-Jan	04.0-00305-2025	United States	Miami	VANNAMEI RAW PD TAIL ON IQF SHRIMP	15,876.00	2,313,927,000
687	PT. SAMUDRA KENCANA MINA	16-Jan	04.0-00307-2025	Greece	Piraeus	FROZEN OCTOPUS	21,000.00	1,648,500,000
688	PT Sekar Bumi Tbk	16-Jan	04.0-00304-2025	United States	Jacksonville	VANNAMEI RAW PD TAIL OFF IQF SHRIMP	16,329.60	2,286,225,648
689	PT Sekar Bumi Tbk	16-Jan	04.0-00303-2025	United States	Jacksonville	VANNAMEI COOKED PDTO IQF	14,968.80	2,237,491,318
690	PT. INTI LAUTAN FAJAR ABADI	16-Jan	04.0-00302-2025	United States	Los Angeles	GROUPE	7,760.00	2,414,772,320
691	PT. INTI LAUTAN FAJAR ABADI	16-Jan	04.0-00301-2025	United States	Los Angeles	SNAPPER	932.29	237,694,794
692	PT. INTI LAUTAN FAJAR ABADI	16-Jan	04.0-00301-2025	United States	Los Angeles	SNAPPER	6,062.94	1,545,795,057
693	PT. INTI LAUTAN FAJAR ABADI	16-Jan	04.0-00301-2025	United States	Los Angeles	SNAPPER	155.27	39,587,329
694	PT. SAMUDRA KENCANA MINA	16-Jan	P8/KI-D1/04.0/1/2025/000141	Australia	Fremantle	FROZEN BABY OCTOPUS WHOLE ROUND BAIT	5,136.00	250,380,000
695	PT. SAMUDRA KENCANA MINA	16-Jan	P8/KI-D1/04.0/1/2025/000142	Australia	Fremantle	FROZEN BABY OCTOPUS WHOLE ROUND BAIT	5,136.00	250,380,000
696	PT. BUMI MENARA INTERNUSA DAMPIT	16-Jan	04.0-00309-2025	United States	Savannah	FROZEN VALUE ADDED SEAFOOD PRODUCT	15,363.36	1,961,808,892
697	PT. MEGA MARINE PRIDE	17-Jan	04.0-00300-2025	Japan	Tokyo	FROZEN RED ARGENTINA SHRIMP	13,040.20	3,690,598,283
698	PT. SOUTHERN MARINE PRODUCTS	17-Jan	P8/KI-D1/04.0/1/2025/000143	Singapore	Singapore Container Terminal	FROZEN FISH PASTE	22,000.00	999,988,000
699	PT. HAKIKI DONARTA	17-Jan	P8/KI-D1/04.0/1/2025/000144	Italy	Trieste	AGAR AGAR POWDER TYPE AG-S	1,480.00	99,106,720
700	PT. HAKIKI DONARTA	17-Jan	P8/KI-D1/04.0/1/2025/000144	Italy	Trieste	AGAR AGAR POWDER TYPE GS	6,060.00	1,034,793,480
701	PT. HAKIKI DONARTA	17-Jan	P8/KI-D1/04.0/1/2025/000144	Italy	Trieste	AGAR AGAR POWDER TYPE GS 1000	3,030.00	517,396,740
702	PT. HAKIKI DONARTA	17-Jan	P8/KI-D1/04.0/1/2025/000144	Italy	Trieste	AGAR AGAR POWDER TYPE GS 900	275.00	46,958,450
703	PT. HAKIKI DONARTA	17-Jan	P8/KI-D1/04.0/1/2025/000144	Italy	Trieste	AGAR AGAR POWDER TYPE SPK	1,080.00	126,561,960
704	PT. HAKIKI DONARTA	17-Jan	P8/KI-D1/04.0/1/2025/000144	Italy	Trieste	SEMI-REFINED AGAR	190.00	12,723,160
705	PT. HAKIKI DONARTA	17-Jan	P8/KI-D1/04.0/1/2025/000144	Italy	Trieste	SEMI-REFINED AGAR AGAR	30.00	5,122,740
706	PT. HAKIKI DONARTA	17-Jan	P8/KI-D1/04.0/1/2025/000144	Italy	Trieste	AGAR AGAR POWDER	5,000.00	837,050,000
707	PT ANEKA SAKANA INDONESIA	17-Jan	04.0-00310-2025	Japan	Hakata	FROZEN SKIPJACK TUNA WHOLE ROUND	50,000.00	1,000,000,000
708	PT. ALTER TRADE INDONESIA	17-Jan	04.0-00311-2025	Japan	Tokyo	FROZEN SHRIMP	10,318.60	3,808,058,693
709	PT. ALTER TRADE INDONESIA	17-Jan	04.0-00312-2025	Japan	Tokyo	FROZEN EBI FRY	1,680.00	426,899,760
710	PT ANEKA SAKANA INDONESIA	17-Jan	P8/KI-D1/04.0/1/2025/000145	Thailand	Lat Krabang	FROZEN YELLOWFIN TUNA WHOLE ROUND	24,500.00	490,000,000

No.	NAMA UPI	TERBIT HC	NO. HC MUTU	NEGARA TUJUAN	PEL. TUJUAN	NAMA PRODUK	VOLUME (KG)	NILAI (RP)
711	PT ANEKA SAKANA INDONESIA	17-Jan	P8/KI-D1/04.0/I/2025/000145	Thailand	Lat Krabang	FROZEN BIGEYE TUNA WHOLE ROUND	500.00	10,000,000
712	CV. JAVA FISH	17-Jan	P8/KI-D1/04.0/I/2025/000146	Singapore	Singapore Changi	Hairtail	1,025.00	46,125,000
713	CV. JAVA FISH	17-Jan	P8/KI-D1/04.0/I/2025/000146	Singapore	Singapore Changi	TENGGIRI	1,500.00	60,000,000
714	PT. GRAHAMAKMUR CIPTAPRATAMA	17-Jan	04.0-00313-2025	United States	Houston	FROZEN RAW VANNAMEI PEELED DEVEINED TAIL OFF	681.00	92,334,066
715	PT. GRAHAMAKMUR CIPTAPRATAMA	17-Jan	04.0-00313-2025	United States	Houston	FROZEN RAW VANNAMEI PEELED DEVEINED TAIL ON	14,982.00	2,433,885,828
716	PT. GEMA ISTA RAYA	17-Jan	P8/KI-D1/04.0/I/2025/000147	Cote D Ivoire (Ivory Coast)	Abidjan	Canned Sardines	40,000.00	1,397,760,000
717	PT. HAKIKI DONARTA	17-Jan	P8/KI-D1/04.0/I/2025/000148	Italy	Trieste	GRACILARIOPSIS LONGISSIMA SEAWEED POWDER TYPE PHYTAFIBER	3,000.00	512,274,000
718	CV. JAVA FISH	17-Jan	P8/KI-D1/04.0/I/2025/000149	Singapore	Singapore Changi	FROZEN SPANISH MACKEREL	175.00	5,250,000
719	CV. JAVA FISH	17-Jan	P8/KI-D1/04.0/I/2025/000149	Singapore	Singapore Changi	GROUPE	1,750.00	61,250,000
720	CV. JAVA FISH	17-Jan	P8/KI-D1/04.0/I/2025/000149	Singapore	Singapore Changi	RED SNAPPER	70.00	3,150,000
721	CV. JAVA FISH	17-Jan	P8/KI-D1/04.0/I/2025/000149	Singapore	Singapore Changi	SILVER POMFRET	2,800.00	154,000,000
722	CV. JAVA FISH	17-Jan	P8/KI-D1/04.0/I/2025/000149	Singapore	Singapore Changi	FLATFISH	70.00	1,750,000
723	CV. JAVA FISH	17-Jan	P8/KI-D1/04.0/I/2025/000149	Singapore	Singapore Changi	Goldband Snapper	700.00	28,000,000
724	CV. JAVA FISH	17-Jan	P8/KI-D1/04.0/I/2025/000149	Singapore	Singapore Changi	BARRAMUNDI SKIN ON	105.00	3,150,000
725	CV. JAVA FISH	17-Jan	P8/KI-D1/04.0/I/2025/000149	Singapore	Singapore Changi	THREADFIN BLUE	2,485.00	86,975,000
726	CV. JAVA FISH	17-Jan	P8/KI-D1/04.0/I/2025/000149	Singapore	Singapore Changi	SAND WHITING FISH	1,050.00	26,250,000
727	CV. JAVA FISH	17-Jan	P8/KI-D1/04.0/I/2025/000149	Singapore	Singapore Changi	FRESH LEATHER JACKET FISH	70.00	2,450,000
728	PT. VARIA NIAGA NUSANTARA	17-Jan	04.0-00314-2025	Portugal	Leixoes	FROZEN SWORDFISH DWT	25,499.80	1,390,708,092
729	PT. PHILLIPS SEAFOODS INDONESIA	17-Jan	04.0-00315-2025	United States	Baltimore	FROZEN FISH BARRAMUNDI	13,620.00	2,431,224,480
730	CV. JAVA FISH	17-Jan	P8/KI-D1/04.0/I/2025/000150	Singapore	Singapore Changi	FROZEN SPANISH MACKEREL	175.00	5,250,000
731	CV. JAVA FISH	17-Jan	P8/KI-D1/04.0/I/2025/000150	Singapore	Singapore Changi	GROUPE	1,750.00	61,250,000
732	CV. JAVA FISH	17-Jan	P8/KI-D1/04.0/I/2025/000150	Singapore	Singapore Changi	RED SNAPPER	70.00	3,150,000
733	CV. JAVA FISH	17-Jan	P8/KI-D1/04.0/I/2025/000150	Singapore	Singapore Changi	SILVER POMFRET	2,800.00	154,000,000
734	CV. JAVA FISH	17-Jan	P8/KI-D1/04.0/I/2025/000150	Singapore	Singapore Changi	FLATFISH	70.00	1,750,000
735	CV. JAVA FISH	17-Jan	P8/KI-D1/04.0/I/2025/000150	Singapore	Singapore Changi	Goldband Snapper	700.00	28,000,000
736	CV. JAVA FISH	17-Jan	P8/KI-D1/04.0/I/2025/000150	Singapore	Singapore Changi	BARRAMUNDI SKIN ON	105.00	3,150,000
737	CV. JAVA FISH	17-Jan	P8/KI-D1/04.0/I/2025/000150	Singapore	Singapore Changi	THREADFIN BLUE	2,205.00	77,175,000
738	CV. JAVA FISH	17-Jan	P8/KI-D1/04.0/I/2025/000150	Singapore	Singapore Changi	SAND WHITING FISH	1,050.00	26,250,000
739	CV. JAVA FISH	17-Jan	P8/KI-D1/04.0/I/2025/000150	Singapore	Singapore Changi	FRESH LEATHER JACKET FISH	70.00	2,450,000
740	PT. AMARTA CARRAGEENAN INDONESIA	17-Jan	04.0-00316-2025	United States	Lincoln	GUM KAPPA CARRAGEENAN (SEAWEED FLOUR)	19,050.00	2,204,847,000
741	CV. JAVA FISH	17-Jan	P8/KI-D1/04.0/I/2025/000151	Singapore	Singapore Changi	SLIPPER LOBSTER	100.00	6,000,000
742	CV. JAVA FISH	17-Jan	P8/KI-D1/04.0/I/2025/000151	Singapore	Singapore Changi	FRESH WHITE SHRIMP	3,340.00	167,000,000
743	PT. SOUTHERN MARINE PRODUCTS	17-Jan	P8/KI-D1/04.0/I/2025/000153	Singapore	Singapore Container Terminal	FROZEN FISH PASTE	18,000.00	999,990,000
744	CV. JAVA FISH	17-Jan	P8/KI-D1/04.0/I/2025/000154	Singapore	Singapore Changi	Hairtail	1,150.00	51,750,000
745	CV. JAVA FISH	17-Jan	P8/KI-D1/04.0/I/2025/000154	Singapore	Singapore Changi	TENGGIRI	1,500.00	60,000,000
746	PT WINAROS KAWULA BAHARI	17-Jan	04.0-00317-2025	United States	Los Angeles	White Vannamei Nobashi Ebi	10,852.80	1,783,115,040

No.	NAMA UPI	TERBIT HC	NO. HC MUTU	NEGARA TUJUAN	PEL. TUJUAN	NAMA PRODUK	VOLUME (KG)	NILAI (RP)
747	PT. INDO LAUT JAYA	17-Jan	P8/KI-D1/04.0/1/2025/000155	Malaysia	Kuala Lumpur	DRIED SEA CUCUMBER	155.00	23,250,000
748	PT. INDO LAUT JAYA	17-Jan	P8/KI-D1/04.0/1/2025/000155	Malaysia	Kuala Lumpur	DRIED SEA CUCUMBER	240.00	36,000,000
749	PT. INDO LAUT JAYA	17-Jan	P8/KI-D1/04.0/1/2025/000155	Malaysia	Kuala Lumpur	DRIED SEA CUCUMBER	185.00	27,750,000
750	PT. INDO LAUT JAYA	17-Jan	P8/KI-D1/04.0/1/2025/000155	Malaysia	Kuala Lumpur	DRIED SEA CUCUMBER	125.30	18,795,000
751	PT. INDO LAUT JAYA	17-Jan	P8/KI-D1/04.0/1/2025/000155	Malaysia	Kuala Lumpur	Dried Sea Cucumber / Bintik	81.00	12,150,000
752	PT. INDO LAUT JAYA	17-Jan	P8/KI-D1/04.0/1/2025/000155	Malaysia	Kuala Lumpur	Dried Sea Cucumber / Pisang	171.00	25,650,000
753	PT. SEKAR KATOKICHI	17-Jan	04.0-00318-2025	Japan	Kobe	Frozen Breaded Shrimp	10,646.03	1,212,657,339
754	PT. VARIA NIAGA NUSANTARA	17-Jan	04.0-00319-2025	Portugal	Leixoes	FROZEN SWORDFISH DWT	25,487.10	1,394,195,344
755	PT INDONUSA ALGAEMAS PRIMA	17-Jan	P8/KI-D1/04.0/1/2025/000156	Chile	San Antonio	Kappa Semi Refined Carrageenan (SRC)	25,000.00	2,599,050,000
756	CV. PESONA MANDIRI	17-Jan	04.0-00320-2025	China	Mawei	FROZEN CONGER EEL	26,223.60	1,062,055,800
757	PT WINAROS KAWULA BAHARI	17-Jan	04.0-00321-2025	United States	Los Angeles	White Vannamei Sushi Ebi	2,532.00	609,801,816
758	CV. PESONA MANDIRI	17-Jan	04.0-00322-2025	China	Mawei	FROZEN CONGER EEL	26,233.80	764,977,608
759	CV. PESONA MANDIRI	17-Jan	04.0-00323-2025	China	Mawei	FROZEN CROAKER FISH	28,330.50	1,147,385,250
760	PT. ALTER TRADE INDONESIA	17-Jan	04.0-00324-2025	Japan	Tokyo	SEAFOOD MIX IQF	151.20	32,928,941
761	CV LEGONG BALI	17-Jan	P8/KI-D1/04.0/1/2025/000158	Hong Kong	Hong Kong	AMIGO SHRIMP CRACKERS BIG WHITE	1,800.00	151,200,000
762	CV LEGONG BALI	17-Jan	P8/KI-D1/04.0/1/2025/000158	Hong Kong	Hong Kong	AMIGO SHRIMPS CRACKERS SMALL WHITE EXTRA CHILLI	2,400.00	210,720,000
763	CV LEGONG BALI	17-Jan	P8/KI-D1/04.0/1/2025/000158	Hong Kong	Hong Kong	PRESIDENT EXCELLENT PRAWN CRACKERS	1,200.00	100,200,000
764	CV. TIRTA SURYA SRI REJEKI	17-Jan	04.0-00325-2025	China	Xiamen	FROZEN SEA CUCUMBER	1,522.90	45,687,000
765	PT. REX CANNING	17-Jan	P8/KI-D1/04.0/1/2025/000159	Malaysia	Pasir Gudang, Johor	CANNED CUTTLFISH WITH SOYA BEAN SAUCE	12,041.00	1,415,214,853
766	PT. SAMUDRA KENCANA MINA	17-Jan	04.0-00326-2025	Greece	Thessaloniki	FROZEN OCTOPUS CYANEUS FLOWER	22,000.00	1,529,000,000
767	CV LEGONG BALI	17-Jan	P8/KI-D1/04.0/1/2025/000157	Hong Kong	Hong Kong	ALOHA FISH CRACKERS	600.00	52,980,000
768	PT. MEGA MARINE PRIDE	17-Jan	04.0-00328-2025	Canada	Toronto	FROZEN RAW SHRIMPS	12,960.00	2,036,819,520
769	PT. MEGA MARINE PRIDE	17-Jan	04.0-00327-2025	Canada	Toronto	FROZEN RAW SHRIMPS	12,960.00	2,036,819,520
770	CV. JAVA FISH	17-Jan	P8/KI-D1/04.0/1/2025/000160	Singapore	Singapore Changi	SLIPPER LOBSTER	100.00	6,000,000
771	CV. JAVA FISH	17-Jan	P8/KI-D1/04.0/1/2025/000160	Singapore	Singapore Changi	FRESH WHITE SHRIMP	3,180.00	159,000,000
772	PT. SUKSES LAUTAN INDONESIA	17-Jan	04.0-00329-2025	United States	Miami	FROZEN SCARLET SNAPPER FILLET SKIN ON	676.46	152,628,317
773	PT. SUKSES LAUTAN INDONESIA	17-Jan	04.0-00329-2025	United States	Miami	Frozen Snapper Skin On	8,653.24	1,643,423,341
774	PT. SUKSES LAUTAN INDONESIA	17-Jan	04.0-00329-2025	United States	Miami	FROZEN GROUPER FILLET SKIN LESS	7,901.87	2,264,794,470
775	PT Sekar Bumi Tbk	17-Jan	04.0-00331-2025	Japan	Osaka	FROZEN OCTOPUS	8,500.00	988,898,500
776	PT. SEKAR KATOKICHI	17-Jan	04.0-00333-2025	Japan	Kobe	Frozen Breaded Shrimp	10,646.03	1,212,657,339
777	PT Sekar Bumi Tbk	17-Jan	04.0-00334-2025	United States	Long Beach	VANNAMEI RAW EZ PEEL IQF SHRIMP	15,876.00	1,926,870,120
778	PT Sekar Bumi Tbk	17-Jan	04.0-00330-2025	United States	Long Beach	FROZEN VANNAMEI COOKED PD TAIL ON IQF SHRIMP	15,649.20	2,855,399,980
779	PT. MEGA MARINE PRIDE	17-Jan	04.0-00335-2025	Korea (South)	Busan (ex Pusan)	FROZEN RED ARGENTINA SHRIMP	16,720.00	3,166,333,280
780	PT. ANEKA TUNA INDONESIA	17-Jan	P8/KI-D1/04.0/1/2025/000162	Australia	Sydney	CANNED TUNA	3,693.60	212,788,296

No.	NAMA UPI	TERBIT HC	NO. HC MUTU	NEGARA TUJUAN	PEL. TUJUAN	NAMA PRODUK	VOLUME (KG)	NILAI (RP)
781	PT. MEGA MARINE PRIDE	17-Jan	04.0-00336-2025	Korea (South)	Busan (ex Pusan)	FROZEN RED ARGENTINA SHRIMP	16,960.00	3,176,828,480
782	CV LEGONG BALI	17-Jan	P8/KI-D1/04.0/I/2025/000161	Hong Kong	Hong Kong	AMIGO SHRIMP CRACKERS BIG WHITE	1,800.00	151,200,000
783	CV LEGONG BALI	17-Jan	P8/KI-D1/04.0/I/2025/000161	Hong Kong	Hong Kong	AMIGO SHRIMPS CRACKERS SMALL WHITE EXTRA CHILLI	2,400.00	210,720,000
784	CV LEGONG BALI	17-Jan	P8/KI-D1/04.0/I/2025/000161	Hong Kong	Hong Kong	PRESIDENT EXCELLENT PRAWN CRACKERS	1,200.00	100,200,000
785	PT. SUKSES LAUTAN INDONESIA	17-Jan	04.0-00337-2025	France	Le Havre	FROZEN WHITE BAITS	90.00	5,523,489
786	PT. SUKSES LAUTAN INDONESIA	17-Jan	04.0-00337-2025	France	Le Havre	FROZEN SKIPJACK CHUNKS	3,540.00	417,132,360
787	PT. SUKSES LAUTAN INDONESIA	17-Jan	04.0-00337-2025	France	Le Havre	FROZEN MAHI AND RED SNAPPER SKEWERS	1,008.00	138,572,784
788	PT. SUKSES LAUTAN INDONESIA	17-Jan	04.0-00337-2025	France	Le Havre	FROZEN MARLIN LOINS	3,516.00	394,164,696
789	PT. SUKSES LAUTAN INDONESIA	17-Jan	04.0-00338-2025	France	Le Havre	FROZEN TUNA STEAK	4,140.00	466,983,720
790	PT. SUKSES LAUTAN INDONESIA	17-Jan	04.0-00339-2025	France	Le Havre	FROZEN BLACK POMFRET WHOLE ROUND	500.00	32,322,650
791	PT. SUKSES LAUTAN INDONESIA	17-Jan	04.0-00339-2025	France	Le Havre	FROZEN PARROT FISH SLICES	640.00	58,131,520
792	PT. SUKSES LAUTAN INDONESIA	17-Jan	04.0-00339-2025	France	Le Havre	FROZEN EMPEROR SLICE	5,072.00	394,287,136
793	PT. SUKSES LAUTAN INDONESIA	17-Jan	04.0-00339-2025	France	Le Havre	FROZEN BABY SQUID WHOLE CLEANED	536.00	40,790,350
794	PT. SUKSES LAUTAN INDONESIA	17-Jan	04.0-00341-2025	France	Le Havre	FROZEN MILK FISH WHOLE ROUND	502.40	19,733,317
795	CV. PESONA MANDIRI	17-Jan	04.0-00342-2025	China	Mawei	FROZEN CONGER EEL	27,429.40	1,110,890,700
796	PT. ANEKA TUNA INDONESIA	17-Jan	P8/KI-D1/04.0/I/2025/000163	Australia	Sydney	POUCHED TUNA	11,968.00	841,410,240
797	PT. SUKSES LAUTAN INDONESIA	17-Jan	04.0-00343-2025	France	Le Havre	FROZEN BABY SQUID WHOLE CLEANED	536.00	40,790,350
798	PT GREEN ONE BIOTEKNOLOGY	18-Jan	P8/KI-D1/04.0/I/2025/000015	Spain	Vigo	SEMI REFINED CARRAGEENAN	50,000.00	5,388,450,000
799	PT. INTI LUHUR FUJA ABADI	18-Jan	04.0-00344-2025	United States	New York	Frozen Krimson TS Grouper Portion	1,793.30	566,587,755
800	PT. MULTI PRAWN INDONESIA	18-Jan	04.0-00345-2025	Japan	Tokyo	FROZEN SHRIMP	10,368.00	1,775,105,280
801	PT. INTI LUHUR FUJA ABADI	18-Jan	04.0-00346-2025	United States	New York	Frozen Krimson Scarlet Snapper WGGS	908.00	128,769,836
802	PT. INTI LUHUR FUJA ABADI	18-Jan	04.0-00347-2025	United States	New York	Frozen Krimson TS Gold band Snapper Fillet	2,043.00	407,092,266
803	PT. INTI LUHUR FUJA ABADI	18-Jan	04.0-00348-2025	United States	New York	Frozen Krimson Goldband Snapper WGGS	1,816.00	231,458,280
804	PT Sekar Bumi Tbk	18-Jan	04.0-00349-2025	United States	Long Beach	FROZEN VANNAMEI COOKED PD TAIL ON IQF SHRIMP	15,649.20	2,855,399,980
805	PT. INTI LUHUR FUJA ABADI	18-Jan	04.0-00350-2025	United States	New York	Frozen Krimson TS Grouper Fillet	2,973.70	938,348,061
806	PT Sekar Bumi Tbk	18-Jan	04.0-00351-2025	United States	Long Beach	VANNAMEI RAW EZ PEEL IQF SHRIMP	15,876.00	1,926,870,120
807	PT. SURYA ALAM TUNGGAL	18-Jan	04.0-00352-2025	United States	Los Angeles	RAW HEADLESS EASY PEELED VANNAMEI	16,329.49	2,264,622,662
808	PT. INTI LUHUR FUJA ABADI	18-Jan	04.0-00353-2025	United States	New York	Frozen Krimson Grouper Finger	454.00	61,939,674

No.	NAMA UPI	TERBIT HC	NO. HC MUTU	NEGARA TUJUAN	PEL. TUJUAN	NAMA PRODUK	VOLUME (KG)	NILAI (RP)
809	PT. SURYA ALAM TUNGGAL	18-Jan	04.0-00354-2025	United States	New York	COOKED AND PEELED VANNAMEI	15,860.02	3,383,021,566
810	PT.CANDI JAYA AMERTA	18-Jan	04.0-00356-2025	Netherlands	Rotterdam	KERUPUK UDANG	13,435.00	702,435,540
811	CV. PESONA MANDIRI	18-Jan	04.0-00362-2025	China	Mawei	FROZEN CONGER EEL	27,597.10	1,117,682,550
812	CV. PESONA MANDIRI	18-Jan	04.0-00361-2025	China	Mawei	FROZEN CROAKER FISH	24,650.00	998,325,000
813	CV. PESONA MANDIRI	18-Jan	04.0-00361-2025	China	Mawei	FROZEN CONGER EEL	3,666.20	106,906,392
814	PT. SURYA ALAM TUNGGAL	18-Jan	04.0-00355-2025	United States	New York	COOKED AND PEELED VANNAMEI	15,422.30	3,065,613,949
815	CV. PESONA MANDIRI	18-Jan	04.0-00360-2025	China	Mawei	FROZEN CONGER EEL	26,323.10	1,066,085,550
816	CV. PESONA MANDIRI	18-Jan	04.0-00363-2025	China	Mawei	FROZEN RIBBON FISH	10,326.40	301,117,824
817	CV. PESONA MANDIRI	18-Jan	04.0-00363-2025	China	Mawei	FROZEN CONGER EEL	17,812.40	671,415,262
818	PT. INTI LUHUR FUJA ABADI	18-Jan	04.0-00359-2025	United States	New York	Frozen Krimson TS Scarlet Snapper Fillet	5,902.00	1,451,514,272
819	PT. INTI LUHUR FUJA ABADI	18-Jan	04.0-00357-2025	United States	New York	FROZEN KRIMSON NATURAL SCARLET SNAPPER FINGER	454.00	61,939,674
820	PT. INTI LUHUR FUJA ABADI	18-Jan	04.0-00358-2025	United States	New York	Frozen Krimson TS Scarlet Snapper Portion	908.00	223,309,888
821	PT. SINDABAD MARINE PIONEER	18-Jan	04.0-00365-2025	Taiwan	Keelung (Chilung)	FROZEN FLYING FISH ROE	19,300.00	3,271,350,000
822	PT GREEN ONE BIOTECNOLOGY	18-Jan	P8/KI-D1/04.0/I/2025/000164	Spain	Pontevedra	SEMI REFINED CARRAGEENAN	0.12	12,985
823	PT. SURYA ALAM TUNGGAL	18-Jan	04.0-00364-2025	Japan	Tokyo	RAW HEADLESS BLACK TIGER	10,800.00	1,994,349,600
824	PT Sekar Bumi Tbk	18-Jan	04.0-00366-2025	United States	Long Beach	VANNAMEI RAW PD TAIL ON IQF SHRIMP	15,649.20	3,237,146,564
825	PT Sekar Bumi Tbk	18-Jan	04.0-00367-2025	Korea (South)	Incheon Intl Apt/Seoul	FROZEN OCTOPUS	2.00	15,500
826	PT. SAMUDRA KENCANA MINA	18-Jan	04.0-00368-2025	Germany	Hamburg	FROZEN SWORDFISH	1,250.00	107,165,000
827	PT. SAMUDRA KENCANA MINA	18-Jan	04.0-00368-2025	Germany	Hamburg	FROZEN OILFISH	22,675.00	1,943,973,100
828	PT. MAJU BERSAMA KARIB	20-Jan	P8/KI-D1/04.0/I/2025/000166	Singapore	Singapore Changi	PASTEURIZED BLUE CRABMEAT	2,458.51	1,860,868,346
829	CV. JAVA FISH	20-Jan	P8/KI-D1/04.0/I/2025/000167	Singapore	Singapore Changi	FROZEN SPANISH MACKEREL	175.00	5,250,000
830	CV. JAVA FISH	20-Jan	P8/KI-D1/04.0/I/2025/000167	Singapore	Singapore Changi	GROUPEL	1,750.00	61,250,000
831	CV. JAVA FISH	20-Jan	P8/KI-D1/04.0/I/2025/000167	Singapore	Singapore Changi	RED SNAPPER	70.00	3,150,000
832	CV. JAVA FISH	20-Jan	P8/KI-D1/04.0/I/2025/000167	Singapore	Singapore Changi	SILVER POMFRET	2,800.00	154,000,000
833	CV. JAVA FISH	20-Jan	P8/KI-D1/04.0/I/2025/000167	Singapore	Singapore Changi	FLATFISH	70.00	1,750,000
834	CV. JAVA FISH	20-Jan	P8/KI-D1/04.0/I/2025/000167	Singapore	Singapore Changi	Goldband Snapper	700.00	28,000,000
835	CV. JAVA FISH	20-Jan	P8/KI-D1/04.0/I/2025/000167	Singapore	Singapore Changi	BARRAMUNDI SKIN ON	105.00	3,150,000
836	CV. JAVA FISH	20-Jan	P8/KI-D1/04.0/I/2025/000167	Singapore	Singapore Changi	THREADFIN BLUE	2,275.00	79,625,000
837	CV. JAVA FISH	20-Jan	P8/KI-D1/04.0/I/2025/000167	Singapore	Singapore Changi	SAND WHITING FISH	1,050.00	26,250,000
838	CV. JAVA FISH	20-Jan	P8/KI-D1/04.0/I/2025/000167	Singapore	Singapore Changi	FRESH LEATHER JACKET FISH	70.00	2,450,000
839	CV. JAVA FISH	20-Jan	P8/KI-D1/04.0/I/2025/000168	Singapore	Singapore Changi	Hairtail	1,000.00	45,000,000
840	CV. JAVA FISH	20-Jan	P8/KI-D1/04.0/I/2025/000168	Singapore	Singapore Changi	TENGGIRI	1,500.00	60,000,000
841	PT WINAROS KAWULA BAHARI	20-Jan	04.0-00369-2025	United States	Miami	White Raw Vannamei PND	680.40	83,527,265
842	PT WINAROS KAWULA BAHARI	20-Jan	04.0-00369-2025	United States	Miami	White Vannamei Nobashi Ebi	7,685.00	1,369,344,040
843	PT. BUMI MENARA INTERNUSA DAMPIT	20-Jan	04.0-00370-2025	United States	Savannah	FROZEN VALUE ADDED SEAFOOD PRODUCT	14,971.10	1,807,101,597
844	CV. JAVA FISH	20-Jan	P8/KI-D1/04.0/I/2025/000169	Singapore	Singapore Changi	SLIPPER LOBSTER	100.00	6,000,000
845	CV. JAVA FISH	20-Jan	P8/KI-D1/04.0/I/2025/000169	Singapore	Singapore Changi	FRESH WHITE SHRIMP	3,100.00	155,000,000

No.	NAMA UPI	TERBIT HC	NO. HC MUTU	NEGARA TUJUAN	PEL. TUJUAN	NAMA PRODUK	VOLUME (KG)	NILAI (RP)
846	PT WINAROS KAWULA BAHARI	20-Jan	04.0-00371-2025	United States	Miami	White Cooked Vannamei Frozen Shrimp	226.80	30,299,119
847	PT WINAROS KAWULA BAHARI	20-Jan	04.0-00371-2025	United States	Miami	White Vannamei Sushi Ebi	2,714.50	781,328,108
848	PT WINAROS KAWULA BAHARI	20-Jan	04.0-00371-2025	United States	Miami	White Vannamei Sushi Ebi Broken	1,360.79	266,305,242
849	PT WINAROS KAWULA BAHARI	20-Jan	04.0-00371-2025	United States	Miami	White Vannamei Sushi Ebi Without Tail	100.00	22,044,700
850	PT. SEKAR LAUT, TBK.	20-Jan	04.0-00372-2025	United Kingdom (GB)	Grangemouth	SHRIMP CRACKERS	15,650.00	678,990,900
851	PT. Keong Nusantara Abadi	20-Jan	04.0-00373-2025	United States	New York	CANNED SNAIL MEATS	13,440.00	1,180,798,080
852	PT. ANEKA TUNA INDONESIA	20-Jan	04.0-00374-2025	United Kingdom (GB)	Felixstowe	POUCHED TUNA	16,120.00	1,098,239,480
853	PT. BEE JAY SEAFOOD	20-Jan	P8/KI-D1/04.0/I/2025/000170	Australia	Brisbane	SWEETLIP	720.00	104,386,320
854	PT. BEE JAY SEAFOOD	20-Jan	P8/KI-D1/04.0/I/2025/000170	Australia	Brisbane	Goldband Snapper	4,320.00	768,610,080
855	PT. BEE JAY SEAFOOD	20-Jan	P8/KI-D1/04.0/I/2025/000170	Australia	Brisbane	Pearl Perch	1,800.00	269,128,800
856	PT. BEE JAY SEAFOOD	20-Jan	P8/KI-D1/04.0/I/2025/000170	Australia	Brisbane	Tropical Snapper	4,320.00	479,360,160
857	PT. BEE JAY SEAFOOD	20-Jan	P8/KI-D1/04.0/I/2025/000170	Australia	Brisbane	White Snapper	1,080.00	176,697,720
858	PT. BEE JAY SEAFOOD	20-Jan	P8/KI-D1/04.0/I/2025/000170	Australia	Brisbane	FILLET PARROTFISH	720.00	107,884,800
859	PT. BEE JAY SEAFOOD	20-Jan	P8/KI-D1/04.0/I/2025/000170	Australia	Brisbane	Coral Trout	720.00	112,550,400
860	PT. BEE JAY SEAFOOD	20-Jan	P8/KI-D1/04.0/I/2025/000170	Australia	Brisbane	Threadfin	920.00	110,282,240
861	PT. BEE JAY SEAFOOD	20-Jan	P8/KI-D1/04.0/I/2025/000171	Australia	Brisbane	Mahi mahi	1,080.00	166,201,200
862	PT. BEE JAY SEAFOOD	20-Jan	P8/KI-D1/04.0/I/2025/000171	Australia	Brisbane	Spanish Mackerel	2,880.00	440,870,400
863	PT. BUMI MENARA INTERNUSA DAMPIT	20-Jan	04.0-00375-2025	United States	Los Angeles	FROZEN VALUE ADDED SEAFOOD PRODUCT	14,319.16	1,391,092,075
864	PT. BEE JAY SEAFOOD	20-Jan	P8/KI-D1/04.0/I/2025/000172	Australia	Brisbane	Bug Meat	2,304.00	961,053,696
865	PT. INDONESIA LIFA ALGAE KARAGINAN INTERNATIONAL	20-Jan	P8/KI-D1/04.0/I/2025/000173	India	Ahmedabad	Semi Refined Carrageenan Powder	0.20	32,760
866	PT. ANEKA TUNA INDONESIA	20-Jan	04.0-00376-2025	Japan	Osaka	SAMPLE OF CANNED TUNA	5.04	224,996
867	PT. EDMAR MANDIRI JAYA	20-Jan	04.0-00376-2025	Japan	Shibushi	FROZEN SKIPJACK WHOLE ROUND	50,000.00	1,239,600,000
868	PT. ANEKA TUNA INDONESIA	20-Jan	04.0-00378-2025	United Kingdom (GB)	Felixstowe	POUCHED TUNA	16,120.00	1,206,388,560
869	PT. ANEKA TUNA INDONESIA	20-Jan	P8/KI-D1/04.0/I/2025/000175	Australia	Melbourne	CANNED TUNA	14,688.00	1,294,835,328
870	PT. ANEKA TUNA INDONESIA	20-Jan	P8/KI-D1/04.0/I/2025/000175	Australia	Melbourne	SAMPLE OF CANNED TUNA	1.85	174,720
871	PT. PHILLIPS SEAFOODS INDONESIA	20-Jan	04.0-00379-2025	United States	Norfolk	FROZEN VALUE ADDED SQUID	11,432.80	1,843,973,446
872	PT. ANEKA TUNA INDONESIA	20-Jan	P8/KI-D1/04.0/I/2025/000174	Australia	Melbourne	CANNED TUNA	25,855.20	2,873,986,466
873	PT. ANEKA TUNA INDONESIA	20-Jan	P8/KI-D1/04.0/I/2025/000174	Australia	Melbourne	SAMPLE OF CANNED TUNA	0.86	95,039
874	PT. BUMI MENARA INTERNUSA DAMPIT	20-Jan	04.0-00380-2025	United States	Seattle	FROZEN VALUE ADDED SEAFOOD PRODUCT	15,853.68	1,767,606,052
875	PT. ANEKA TUNA INDONESIA	20-Jan	P8/KI-D1/04.0/I/2025/000176	Australia	Melbourne	CANNED TUNA	13,406.40	1,672,260,710
876	PT. ANEKA TUNA INDONESIA	20-Jan	P8/KI-D1/04.0/I/2025/000176	Australia	Melbourne	SAMPLE OF CANNED TUNA	1.43	177,749
877	PT. INDO LAUT JAYA	20-Jan	P8/KI-D1/04.0/I/2025/000177	Singapore	Singapore Changi	Dried Sea Cucumber / Pasir / Gosok	130.00	26,000,000
878	PT. AMARTA CARRAGEENAN INDONESIA	20-Jan	P8/KI-D1/04.0/I/2025/000178	United Kingdom (GB)	Felixstowe	SRC (CARRAGEENAN KAPPA)	20,000.00	2,265,000,000
879	PT. VARIA NIAGA NUSANTARA	20-Jan	04.0-00381-2025	Belgium	Antwerpen	FROZEN CATFISH WHOLE GUTTED	14,409.00	455,396,445

No.	NAMA UPI	TERBIT HC	NO. HC MUTU	NEGARA TUJUAN	PEL. TUJUAN	NAMA PRODUK	VOLUME (KG)	NILAI (RP)
880	PT. VARIA NIAGA NUSANTARA	20-Jan	04.0-00381-2025	Belgium	Antwerpen	FROZEN MILKFISH WR	4,264.00	122,803,200
881	PT. INDONESIA LIFA ALGAE KARAGINAN INTERNATIONAL	20-Jan	P8/KI-D1/04.0/I/2025/000179	India	Ahmedabad	Refined Carrageenan Powder	0.20	32,760
882	PT. VARIA NIAGA NUSANTARA	20-Jan	04.0-00382-2025	United Kingdom (GB)	Felixstowe	FROZEN OCTOPUS WHOLE CLEANED	3,015.00	361,800,000
883	PT Sekar Bumi Tbk	20-Jan	P8/KI-D1/04.0/I/2025/000180	Puerto Rico	San Juan	VANNAMEI RAW PD TAIL ON/OFF IQF SHRIMP	14,061.60	2,075,365,606
884	PT. VARIA NIAGA NUSANTARA	20-Jan	04.0-00383-2025	United Kingdom (GB)	Felixstowe	FROZEN BLACK POMFRET	6,000.00	372,000,000
885	PT Sekar Bumi Tbk	20-Jan	04.0-00384-2025	United States	Chicago	FROZEN VANNAMEI COOKED PD TAIL ON IQF SHRIMP	15,649.20	3,502,807,384
886	PT. VARIA NIAGA NUSANTARA	20-Jan	04.0-00385-2025	United Kingdom (GB)	Felixstowe	FROZEN CATFISH WHOLE GUTTED	11,832.00	319,464,000
887	PT Sekar Bumi Tbk	20-Jan	P8/KI-D1/04.0/I/2025/000181	Puerto Rico	San Juan	VANNAMEI COOKED PD TAIL OFF IQF SHRIMP	2,268.00	294,930,720
888	PT. GEMA ISTA RAYA	20-Jan	P8/KI-D1/04.0/I/2025/000182	Togo	Lome	Canned Sardines	60,939.00	2,059,677,261
889	PT. BUMI MENARA INTERNUSA DAMPIT	20-Jan	04.0-00386-2025	Canada	Vancouver	FROZEN VALUE ADDED SEAFOOD PRODUCT	13,942.34	1,136,649,269
890	PT. BARAMUDA BAHARI	20-Jan	04.0-00387-2025	United States	Jacksonville	FROZEN RAW SHRIMPS	11,825.68	1,564,762,152
891	PT. MEGA MARINE PRIDE	20-Jan	04.0-00388-2025	Japan	Tokyo	FROZEN RED ARGENTINA SHRIMP	10,094.20	2,902,879,942
892	PT. BARAMUDA BAHARI	20-Jan	04.0-00389-2025	United States	Jacksonville	FROZEN COOKED SHRIMPS	4,080.00	658,487,520
893	PT. GEMA ISTA RAYA	20-Jan	P8/KI-D1/04.0/I/2025/000183	United Arab Emirates	Jebel Ali	Canned Sardines	40,000.00	1,414,400,000
894	PT. SOUTHERN MARINE PRODUCTS	20-Jan	P8/KI-D1/04.0/I/2025/000184	Malaysia	Tanjong Pelepas	FROZEN FISH PASTE	25,000.00	1,000,000,000
895	PT. INTI LAUTAN FAJAR ABADI	20-Jan	04.0-00390-2025	United States	Baltimore	SNAPPER	231.54	54,027,775
896	PT. INTI LAUTAN FAJAR ABADI	20-Jan	04.0-00390-2025	United States	Baltimore	SNAPPER	13,842.46	3,230,013,459
897	PT. INTI LAUTAN FAJAR ABADI	20-Jan	04.0-00391-2025	United States	Baltimore	SNAPPER	4,086.00	835,202,916
898	PT. GRAHAMAKMUR CIPTAPRATAMA	20-Jan	04.0-00392-2025	United States	New York	FROZEN RAW VANNAMEI PEELED DEVEINED TAIL ON	15,663.00	2,738,440,605
899	PT. ANEKA TUNA INDONESIA	20-Jan	04.0-00393-2025	Japan	Tokyo	SAMPLE OF CANNED TUNA	5.04	224,996
900	PT. GRAHAMAKMUR CIPTAPRATAMA	20-Jan	04.0-00394-2025	United States	New York	FROZEN RAW VANNAMEI PEELED DEVEINED TAIL ON	15,663.00	2,500,911,210
901	PT. INDONESIA LIFA ALGAE KARAGINAN INTERNATIONAL	20-Jan	P8/KI-D1/04.0/I/2025/000185	India	Ahmedabad	Semi Refined Iota Carrageenan Powder	0.20	32,760
902	PT. BARAMUDA BAHARI	20-Jan	04.0-00395-2025	United States	Jacksonville	FROZEN COOKED SHRIMPS	15,890.00	2,551,330,180
903	PT. SURYA ALAM TUNGGAL	20-Jan	04.0-00396-2025	United States	Jacksonville	COOKED EZP VANNAMEI	4,535.97	532,019,385
904	PT. SURYA ALAM TUNGGAL	20-Jan	04.0-00396-2025	United States	Jacksonville	COOKED PEELED VANNAMEI	10,432.73	1,391,298,440
905	PT. REX CANNING	20-Jan	04.0-00397-2025	Canada	Vancouver	CANNED BABY CLAM IN BRINE	14,263.00	772,198,820
906	PT. SINDABAD MARINE PIONEER	20-Jan	04.0-00398-2025	Japan	Kobe	FROZEN SALTED FLYING FISH ROE	200.00	49,500,000
907	PT. SINDABAD MARINE PIONEER	20-Jan	04.0-00399-2025	Japan	Kobe	DRIED FLYING FISH ROE	7,500.00	5,062,500,000
908	PT. VARIA NIAGA NUSANTARA	20-Jan	04.0-00400-2025	France	Le Havre	FROZEN MAHI MAHI SLICES	21,000.00	1,071,000,000
909	PT. ANEKA TUNA INDONESIA	20-Jan	04.0-00401-2025	United Kingdom (GB)	Felixstowe	CANNED TUNA	18,002.88	1,034,715,528
910	CV. JAVA FISH	21-Jan	P8/KI-D1/04.0/I/2025/000186	Singapore	Singapore Changi	FROZEN SPANISH MACKEREL	175.00	5,250,000
911	CV. JAVA FISH	21-Jan	P8/KI-D1/04.0/I/2025/000186	Singapore	Singapore Changi	GROUPEL	1,750.00	61,250,000

No.	NAMA UPI	TERBIT HC	NO. HC MUTU	NEGARA TUJUAN	PEL. TUJUAN	NAMA PRODUK	VOLUME (KG)	NILAI (RP)
912	CV. JAVA FISH	21-Jan	P8/KI-D1/04.0/1/2025/000186	Singapore	Singapore Changi	RED SNAPPER	70.00	3,150,000
913	CV. JAVA FISH	21-Jan	P8/KI-D1/04.0/1/2025/000186	Singapore	Singapore Changi	SILVER POMFRET	2,800.00	154,000,000
914	CV. JAVA FISH	21-Jan	P8/KI-D1/04.0/1/2025/000186	Singapore	Singapore Changi	FLATFISH	70.00	1,750,000
915	CV. JAVA FISH	21-Jan	P8/KI-D1/04.0/1/2025/000186	Singapore	Singapore Changi	Goldband Snapper	700.00	28,000,000
916	CV. JAVA FISH	21-Jan	P8/KI-D1/04.0/1/2025/000186	Singapore	Singapore Changi	BARRAMUNDI SKIN ON	105.00	3,150,000
917	CV. JAVA FISH	21-Jan	P8/KI-D1/04.0/1/2025/000186	Singapore	Singapore Changi	THREADFIN BLUE	2,450.00	85,750,000
918	CV. JAVA FISH	21-Jan	P8/KI-D1/04.0/1/2025/000186	Singapore	Singapore Changi	SAND WHITING FISH	1,050.00	26,250,000
919	CV. JAVA FISH	21-Jan	P8/KI-D1/04.0/1/2025/000186	Singapore	Singapore Changi	FRESH LEATHER JACKET FISH	70.00	2,450,000
920	CV. JAVA FISH	21-Jan	P8/KI-D1/04.0/1/2025/000187	Singapore	Singapore Changi	SLIPPER LOBSTER	100.00	6,000,000
921	CV. JAVA FISH	21-Jan	P8/KI-D1/04.0/1/2025/000187	Singapore	Singapore Changi	FRESH WHITE SHRIMP	3,240.00	162,000,000
922	CV. JAVA FISH	21-Jan	P8/KI-D1/04.0/1/2025/000188	Singapore	Singapore Changi	Hairtail	1,200.00	54,000,000
923	CV. JAVA FISH	21-Jan	P8/KI-D1/04.0/1/2025/000188	Singapore	Singapore Changi	TENGGIRI	1,500.00	60,000,000
924	PT. BEE JAY SEAFOOD	21-Jan	P8/KI-D1/04.0/1/2025/000189	Australia	Fremantle	Goldband Snapper	720.00	134,710,560
925	PT. BEE JAY SEAFOOD	21-Jan	P8/KI-D1/04.0/1/2025/000189	Australia	Fremantle	King Snapper	2,160.00	388,385,280
926	PT. BEE JAY SEAFOOD	21-Jan	P8/KI-D1/04.0/1/2025/000189	Australia	Fremantle	Reef Fish Bites	720.00	57,733,200
927	PT. BEE JAY SEAFOOD	21-Jan	P8/KI-D1/04.0/1/2025/000189	Australia	Fremantle	Tropical Snapper	3,600.00	411,127,200
928	PT. BEE JAY SEAFOOD	21-Jan	P8/KI-D1/04.0/1/2025/000189	Australia	Fremantle	White Snapper	1,440.00	235,596,960
929	PT. BEE JAY SEAFOOD	21-Jan	P8/KI-D1/04.0/1/2025/000189	Australia	Fremantle	Coral Trout	720.00	112,550,400
930	PT. SEKAR LAUT, TBK.	21-Jan	04.0-00402-2025	Japan	Kobe	SHRIMP CRACKERS	6,432.00	554,824,320
931	PT. SURYA ALAM TUNGGAL	21-Jan	04.0-00403-2025	Canada	Montreal	RAW HEADLESS EASY PEELED VANNAMEI	13,426.47	1,539,868,418
932	PT. SURYA ALAM TUNGGAL	21-Jan	04.0-00404-2025	Canada	Vancouver	RAW HEADLESS EASY PEELED VANNAMEI	16,329.49	2,352,083,410
933	PT WINAROS KAWULA BAHARI	21-Jan	04.0-00405-2025	Japan	Narita Apt/Tokyo	White Vannamei Tempura	4.64	758,889
934	PT. MULTI PRAWN INDONESIA	21-Jan	04.0-00406-2025	Japan	Osaka	FROZEN SHRIMP	15,282.00	2,487,817,908
935	PT WINAROS KAWULA BAHARI	21-Jan	04.0-00407-2025	United States	Los Angeles	White Raw Vannamei PDTO	6,500.00	1,055,730,000
936	PT WINAROS KAWULA BAHARI	21-Jan	04.0-00408-2025	United States	Los Angeles	White Cooked Vannamei PDTO	8,661.00	1,977,851,943
937	PT WINAROS KAWULA BAHARI	21-Jan	04.0-00408-2025	United States	Los Angeles	White Vannamei Cooked Broken	900.00	151,040,700
938	PT. SEKAR LAUT, TBK.	21-Jan	04.0-00409-2025	Korea (South)	Incheon	FRIED SHRIMP CRACKERS	617.04	82,508,121
939	PT. ANEKA TUNA INDONESIA	21-Jan	04.0-00411-2025	Japan	Osaka	CANNED TUNA	6,289.92	557,293,202
940	PT. ANEKA TUNA INDONESIA	21-Jan	04.0-00411-2025	Japan	Osaka	CANNED TUNA	3,386.88	324,876,303
941	PT. ANEKA TUNA INDONESIA	21-Jan	P8/KI-D1/04.0/1/2025/000190	Saudi Arabia	Jeddah	SAMPLE OF CANNED TUNA	0.48	240,000
942	PT Sekar Bumi Tbk	21-Jan	04.0-00412-2025	Belgium	Antwerpen	Frozen Froglegs	8,160.00	1,322,589,120
943	PT. BUMI MENARA INTERNUSA DAMPIT	21-Jan	04.0-00413-2025	United States	Savannah	FROZEN VALUE ADDED SEAFOOD PRODUCT	15,494.11	1,772,882,549
944	PT. BUMI MENARA INTERNUSA DAMPIT	21-Jan	04.0-00414-2025	United States	Savannah	FROZEN VALUE ADDED SEAFOOD PRODUCT	15,036.48	1,683,604,593
945	PT. ANEKA TUNA INDONESIA	21-Jan	P8/KI-D1/04.0/1/2025/000191	Kuwait	Shuwaikh	CANNED TUNA	32,348.16	2,195,501,967
946	PT Sekar Bumi Tbk	21-Jan	P8/KI-D1/04.0/1/2025/000192	Puerto Rico	San Juan	VANNAMEI COOKED PDTO IQF	15,972.39	2,180,678,462
947	PT. BUMI MENARA INTERNUSA DAMPIT	21-Jan	04.0-00415-2025	Canada	Vancouver	FROZEN VALUE ADDED SEAFOOD PRODUCT	13,942.34	1,058,279,375
948	PT. GEMA ISTA RAYA	21-Jan	P8/KI-D1/04.0/1/2025/000193	Equatorial Guinea	Malabo	Canned Sardines	20,313.00	686,559,087
949	PT. BUMI MENARA INTERNUSA DAMPIT	21-Jan	04.0-00416-2025	United States	Los Angeles	FROZEN FISH	18,173.62	2,278,390,392

No.	NAMA UPI	TERBIT HC	NO. HC MUTU	NEGARA TUJUAN	PEL. TUJUAN	NAMA PRODUK	VOLUME (KG)	NILAI (RP)
950	PT. VARIA NIAGA NUSANTARA	21-Jan	04.0-00417-2025	France	Le Havre	FROZEN CATFISH RING	4,370.00	162,406,680
951	PT. VARIA NIAGA NUSANTARA	21-Jan	04.0-00417-2025	France	Le Havre	FROZEN CATFISH WHOLE GUTTED	15,155.20	496,241,869
952	PT. PHILLIPS SEAFOODS INDONESIA	21-Jan	04.0-00418-2025	United States	Baltimore	FROZEN VALUE ADDED CRAB	10,027.68	3,711,424,866
953	CV. PESONA MANDIRI	21-Jan	04.0-00419-2025	China	Fuzhou	FROZEN BARRACUDA	2,899.76	93,517,260
954	CV. PESONA MANDIRI	21-Jan	04.0-00419-2025	China	Fuzhou	FROZEN CROAKER FISH	22,175.65	614,755,587
955	CV. PESONA MANDIRI	21-Jan	04.0-00419-2025	China	Fuzhou	FROZEN BASTARD HALIBUT	436.16	7,501,952
956	CV. PESONA MANDIRI	21-Jan	04.0-00419-2025	China	Fuzhou	FROZEN EMPEROR FISH	1,098.03	35,411,468
957	PT. PHILLIPS SEAFOODS INDONESIA	21-Jan	04.0-00420-2025	United States	Baltimore	FROZEN VALUE ADDED SQUID	1,526.40	272,314,339
958	PT ANEKA SAKANA INDONESIA	21-Jan	04.0-00421-2025	Japan	Hakata	FROZEN SKIPJACK TUNA WHOLE ROUND	25,000.00	500,000,000
959	PT INDONUSA ALGAEMAS PRIMA	21-Jan	P8/KI-D1/04.0/I/2025/000194	Chile	Valparaiso	Kappa Semi Refined Carrageenan (SRC)	25,000.00	2,623,050,000
960	PT. GEMA ISTA RAYA	21-Jan	P8/KI-D1/04.0/I/2025/000195	Ghana	Tema	Canned Sardines	40,000.00	1,310,400,000
961	PT. GRAHAMAKMUR CIPTAPRATAMA	21-Jan	04.0-00422-2025	United States	New York	FROZEN RAW VANNAMEI PEELED DEVEINED TAIL OFF	3,178.00	339,772,692
962	PT. GRAHAMAKMUR CIPTAPRATAMA	21-Jan	04.0-00422-2025	United States	New York	FROZEN RAW VANNAMEI PEELED DEVEINED TAIL ON	12,485.00	1,547,003,865
963	PT. GEMA ISTA RAYA	21-Jan	P8/KI-D1/04.0/I/2025/000196	Dominican Republic	Caucedo	Canned Sardines	20,313.00	718,247,367
964	PT Sekar Bumi Tbk	21-Jan	04.0-00423-2025	Korea (South)	Incheon	FROZEN SWAMP EEL	3,330.00	350,982,000
965	PT Sekar Bumi Tbk	21-Jan	04.0-00424-2025	Korea (South)	Incheon	FROZEN FISH BALL	5,940.00	303,831,000
966	PT. INDONESIA LIFA ALGAE KARAGINAN INTERNATIONAL	21-Jan	04.0-00425-2025	Japan	Nagoya, Aichi	Semi Refined Carrageenan Powder	0.50	32,622
967	PT. ANEKA TUNA INDONESIA	21-Jan	04.0-00410-2025	Japan	Osaka	CANNED TUNA	1,935.36	171,474,831
968	PT. ANEKA TUNA INDONESIA	21-Jan	04.0-00410-2025	Japan	Osaka	CANNED TUNA	7,741.44	742,574,408
969	PT. SAMUDRA KENCANA MINA	21-Jan	04.0-00426-2025	Japan	Tokyo	FROZEN OCTOPUS	7,610.00	688,088,590
970	PT. ANEKA TUNA INDONESIA	21-Jan	P8/KI-D1/04.0/I/2025/000197	Kuwait	Shuwaikh	CANNED TUNA	32,348.16	2,319,395,420
971	PT. ANEKA TUNA INDONESIA	21-Jan	04.0-00427-2025	Japan	Osaka	CANNED TUNA	8,225.28	728,768,033
972	PT. ANEKA TUNA INDONESIA	21-Jan	04.0-00427-2025	Japan	Osaka	CANNED TUNA	11,128.32	1,067,450,711
973	PT. MAJU BERSAMA KARIB	22-Jan	04.0-00428-2025	United States	Baltimore	CANNED PASTEURIZED CRAB MEAT	8,495.93	4,046,908,817
974	PT. GRAHAMAKMUR CIPTAPRATAMA	22-Jan	04.0-00429-2025	United States	New York	FROZEN RAW VANNAMEI PEELED DEVEINED TAIL ON	15,436.00	2,478,435,032
975	CV. JAVA FISH	22-Jan	P8/KI-D1/04.0/I/2025/000200	Singapore	Singapore Changi	Hairtail	1,075.00	48,375,000
976	CV. JAVA FISH	22-Jan	P8/KI-D1/04.0/I/2025/000200	Singapore	Singapore Changi	TENGGIRI	1,500.00	60,000,000
977	PT. SOUTHERN MARINE PRODUCTS	22-Jan	04.0-00430-2025	Japan	Kobe	FROZEN FISH PASTE	25,060.00	999,994,240
978	PT. BUMI MENARA INTERNUSA DAMPIT	22-Jan	04.0-00431-2025	United States	Miami	FROZEN FISH	19,068.00	1,545,594,876
979	CV. JAVA FISH	22-Jan	P8/KI-D1/04.0/I/2025/000199	Singapore	Singapore Changi	SLIPPER LOBSTER	100.00	6,000,000
980	CV. JAVA FISH	22-Jan	P8/KI-D1/04.0/I/2025/000199	Singapore	Singapore Changi	FRESH WHITE SHRIMP	3,160.00	158,000,000
981	PT. ANEKA TUNA INDONESIA	22-Jan	04.0-00432-2025	Japan	Shimizu	POUCHED TUNA	9,216.00	1,131,264,000
982	PT. ANEKA TUNA INDONESIA	22-Jan	04.0-00432-2025	Japan	Shimizu	SAMPLE OF POUCHED TUNA	0.60	72,000

No.	NAMA UPI	TERBIT HC	NO. HC MUTU	NEGARA TUJUAN	PEL. TUJUAN	NAMA PRODUK	VOLUME (KG)	NILAI (RP)
983	CV. JAVA FISH	22-Jan	P8/KI-D1/04.0/1/2025/000198	Singapore	Singapore Changi	FROZEN SPANISH MACKEREL	175.00	5,250,000
984	CV. JAVA FISH	22-Jan	P8/KI-D1/04.0/1/2025/000198	Singapore	Singapore Changi	GROUPEL	1,750.00	61,250,000
985	CV. JAVA FISH	22-Jan	P8/KI-D1/04.0/1/2025/000198	Singapore	Singapore Changi	RED SNAPPER	70.00	3,150,000
986	CV. JAVA FISH	22-Jan	P8/KI-D1/04.0/1/2025/000198	Singapore	Singapore Changi	SILVER POMFRET	2,800.00	154,000,000
987	CV. JAVA FISH	22-Jan	P8/KI-D1/04.0/1/2025/000198	Singapore	Singapore Changi	FLATFISH	70.00	1,750,000
988	CV. JAVA FISH	22-Jan	P8/KI-D1/04.0/1/2025/000198	Singapore	Singapore Changi	Goldband Snapper	700.00	28,000,000
989	CV. JAVA FISH	22-Jan	P8/KI-D1/04.0/1/2025/000198	Singapore	Singapore Changi	BARRAMUNDI SKIN ON	105.00	3,150,000
990	CV. JAVA FISH	22-Jan	P8/KI-D1/04.0/1/2025/000198	Singapore	Singapore Changi	THREADFIN BLUE	2,590.00	90,650,000
991	CV. JAVA FISH	22-Jan	P8/KI-D1/04.0/1/2025/000198	Singapore	Singapore Changi	SAND WHITING FISH	1,050.00	26,250,000
992	CV. JAVA FISH	22-Jan	P8/KI-D1/04.0/1/2025/000198	Singapore	Singapore Changi	FRESH LEATHER JACKET FISH	70.00	2,450,000
993	PT WINAROS KAWULA BAHARI	22-Jan	04.0-00433-2025	United States	Los Angeles	White Raw Vannamei PND	453.60	52,390,346
994	PT WINAROS KAWULA BAHARI	22-Jan	04.0-00433-2025	United States	Los Angeles	White Vannamei Nobashi Ebi	9,406.00	1,687,163,626
995	PT. BUMI MENARA INTERNUSA DAMPIT	22-Jan	04.0-00434-2025	United States	Miami	FROZEN FISH	19,068.00	2,687,996,892
996	PT. ANEKA TUNA INDONESIA	22-Jan	04.0-00435-2025	Japan	Shimizu	POUCHED TUNA	4,608.00	682,269,696
997	PT. ANEKA TUNA INDONESIA	22-Jan	04.0-00435-2025	Japan	Shimizu	SAMPLE OF POUCHED TUNA	0.20	29,400
998	CV. TIRTA SURYA SRI REJEKI	22-Jan	04.0-00436-2025	China	Xiamen	DRIED SEA CUCUMBER	430.20	12,906,000
999	PT WINAROS KAWULA BAHARI	22-Jan	04.0-00437-2025	United States	Los Angeles	White Vannamei Sushi Ebi	1,958.00	549,542,070
1000	PT WINAROS KAWULA BAHARI	22-Jan	04.0-00437-2025	United States	Los Angeles	White Vannamei Sushi Ebi Without Tail	200.00	42,599,800
1001	PT ASIA SEJAHTERA MINA TBK.	22-Jan	04.0-00438-2025	China	Xiamen	SEAWEED (EUCHEUMA COTTONII)	26,000.00	505,388,000
1002	CV. PESONA MANDIRI	22-Jan	04.0-00439-2025	China	Mawei	FROZEN RIBBON FISH	749.50	21,855,420
1003	CV. PESONA MANDIRI	22-Jan	04.0-00439-2025	China	Mawei	FROZEN PAMPANO FISH	7,419.00	156,244,140
1004	CV. PESONA MANDIRI	22-Jan	04.0-00439-2025	China	Mawei	FROZEN CROAKER FISH	10,183.60	368,796,019
1005	CV. PESONA MANDIRI	22-Jan	04.0-00439-2025	China	Mawei	FROZEN MALABAR SNAPPER	1,410.20	82,242,864
1006	CV. PESONA MANDIRI	22-Jan	04.0-00439-2025	China	Mawei	FROZEN THREADFIN FISH	8,543.50	328,355,753
1007	PT GREEN ONE BIOTEKNOLOGY	22-Jan	P8/KI-D1/04.0/1/2025/000201	Spain	Vigo	SEMI REFINED CARRAGEENAN	50,000.00	5,427,050,000
1008	PT WINAROS KAWULA BAHARI	22-Jan	04.0-00440-2025	United States	Los Angeles	White Vannamei Nobashi Ebi	9,514.80	1,568,562,354
1009	PT WINAROS KAWULA BAHARI	22-Jan	04.0-00441-2025	United States	Los Angeles	White Vannamei Sushi Ebi	1,872.00	498,624,048
1010	PT WINAROS KAWULA BAHARI	22-Jan	04.0-00441-2025	United States	Los Angeles	White Vannamei Sushi Ebi Broken	660.00	113,457,960
1011	PT. ANEKA TUNA INDONESIA	22-Jan	P8/KI-D1/04.0/1/2025/000202	Saudi Arabia	Ad Dammam	CANNED TUNA	59,140.80	3,642,304,450
1012	PT. ANEKA TUNA INDONESIA	22-Jan	P8/KI-D1/04.0/1/2025/000203	Saudi Arabia	Ad Dammam	CANNED TUNA	59,140.80	3,885,136,574
1013	PT. SEKAR LAUT, TBK.	22-Jan	04.0-00442-2025	Netherlands	Rotterdam	KERUPUK OEI IKAN	944.00	106,352,928
1014	PT. SUKSES LAUTAN INDONESIA	22-Jan	04.0-00443-2025	France	Le Havre	FROZEN CATFISH WHOLE GUTTED	21,500.80	822,977,521
1015	PT. SEKAR LAUT, TBK.	22-Jan	04.0-00444-2025	Netherlands	Rotterdam	SHRIMP CRACKERS	8,590.00	601,643,600
1016	PT. ANEKA TUNA INDONESIA	22-Jan	P8/KI-D1/04.0/1/2025/000204	Kuwait	Shuaiba	CANNED TUNA	27,648.00	995,632,128
1017	PT BAHARI SEJAHTERA PERTIWI	22-Jan	P8/KI-D1/04.0/1/2025/000205	Egypt	Damietta	Frozen Whole Round Lizard Fish	25,000.00	445,450,000
1018	PT. SUKSES LAUTAN INDONESIA	22-Jan	04.0-00445-2025	United States	Miami	Frozen Snapper Skin On	9,570.32	1,810,895,950
1019	PT. SUKSES LAUTAN INDONESIA	22-Jan	04.0-00445-2025	United States	Miami	FROZEN GROUPEL FILLET SKIN LESS	7,901.87	2,244,723,720
1020	PT Sekar Bumi Tbk	22-Jan	04.0-00446-2025	United States	Honolulu	FROZEN VANNAMEI COOKED PD TAIL ON IQF SHRIMP	1,814.40	282,835,930

No.	NAMA UPI	TERBIT HC	NO. HC MUTU	NEGARA TUJUAN	PEL. TUJUAN	NAMA PRODUK	VOLUME (KG)	NILAI (RP)
1021	PT. GEMA ISTA RAYA	22-Jan	P8/KI-D1/04.0/1/2025/000206	Timor-Leste	Dili	Canned Sardines	15,500.00	403,883,500
1022	PT. EDMAR MANDIRI JAYA	22-Jan	04.0-00447-2025	China	Ningbo	FROZEN SKIPJACK	27,000.00	630,531,000
1023	PT. ANEKA TUNA INDONESIA	22-Jan	04.0-00448-2025	Japan	Nagoya, Aichi	SAMPLE OF CANNED TUNA	13.44	179,988
1024	PT. ANEKA TUNA INDONESIA	22-Jan	04.0-00448-2025	Japan	Nagoya, Aichi	SAMPLE OF CANNED TUNA	6.72	89,994
1025	PT. MULTI PRAWN INDONESIA	22-Jan	04.0-00449-2025	Japan	Tokyo	FROZEN SHRIMP	13,143.60	2,149,294,046
1026	PT Sekar Bumi Tbk	22-Jan	04.0-00450-2025	United Kingdom (GB)	Felixstowe	BLACK PINK COOKED CP BLOCK	9,900.00	1,293,672,600
1027	PT. BUMI MENARA INTERNUSA DAMPIT	22-Jan	04.0-00451-2025	United States	Norfolk	FROZEN RAW SHRIMP	13,234.10	2,262,038,543
1028	PT. ANEKA TUNA INDONESIA	22-Jan	P8/KI-D1/04.0/1/2025/000207	Australia	Melbourne	CANNED TUNA	4.25	160,000
1029	PT. NIRWANA SEGARA	22-Jan	04.0-00452-2025	United States	Boston	PASTEURIZED CRAB MEAT	16,344.00	6,824,159,352
1030	CV. MARINA SEJAHTERA	22-Jan	04.0-00453-2025	China	Shanghai Pu Dong Apt	FRESH BELT FISH	2,000.00	94,000,000
1031	CV. PESONA MANDIRI	22-Jan	04.0-00454-2025	China	Fuzhou	FROZEN GROUPER FISH	12,891.60	824,399,772
1032	CV. PESONA MANDIRI	22-Jan	04.0-00454-2025	China	Fuzhou	FROZEN PAMPANO FISH	13,118.80	183,335,230
1033	PT. INTI LAUTAN FAJAR ABADI	22-Jan	04.0-00455-2025	United States	Miami	GROUPE	1,985.80	511,115,133
1034	PT. INTI LAUTAN FAJAR ABADI	22-Jan	04.0-00456-2025	United States	Miami	SNAPPER	102.15	24,261,034
1035	PT. INTI LAUTAN FAJAR ABADI	22-Jan	04.0-00456-2025	United States	Miami	SNAPPER	3,275.61	777,970,477
1036	PT. INTI LAUTAN FAJAR ABADI	22-Jan	04.0-00456-2025	United States	Miami	SNAPPER	27.24	6,469,609
1037	PT. INTI LAUTAN FAJAR ABADI	22-Jan	04.0-00457-2025	United States	Miami	SNAPPER	118.04	16,940,393
1038	PT. INTI LAUTAN FAJAR ABADI	22-Jan	04.0-00457-2025	United States	Miami	SNAPPER	2,424.36	347,929,601
1039	PT. INTI LAUTAN FAJAR ABADI	22-Jan	04.0-00458-2025	United States	Miami	SNAPPER	95.34	13,682,720
1040	PT. INTI LAUTAN FAJAR ABADI	22-Jan	04.0-00458-2025	United States	Miami	SNAPPER	400.43	57,467,711
1041	PT. INTI LAUTAN FAJAR ABADI	22-Jan	04.0-00458-2025	United States	Miami	SNAPPER	9.53	1,367,698
1042	PT. INTI LAUTAN FAJAR ABADI	22-Jan	04.0-00459-2025	United States	Miami	GROUPE	962.48	296,439,990
1043	PT. INTI LAUTAN FAJAR ABADI	22-Jan	04.0-00460-2025	United States	Miami	PARROT FISH	239.71	22,703,653
1044	PT. INTI LAUTAN FAJAR ABADI	22-Jan	04.0-00461-2025	United States	Miami	SNAPPER	54.48	12,840,718
1045	PT. INTI LAUTAN FAJAR ABADI	22-Jan	04.0-00461-2025	United States	Miami	SNAPPER	2,033.92	479,386,808
1046	PT. INTI LAUTAN FAJAR ABADI	22-Jan	04.0-00462-2025	United States	Miami	SNAPPER	40.86	9,925,956
1047	PT. INTI LAUTAN FAJAR ABADI	22-Jan	04.0-00462-2025	United States	Miami	SNAPPER	2,773.94	673,862,148
1048	PT. INTI LAUTAN FAJAR ABADI	22-Jan	04.0-00463-2025	United States	Miami	YELLOWFIN TUNA STEAK	2,724.00	454,937,964
1049	PT. INTI LAUTAN FAJAR ABADI	22-Jan	04.0-00464-2025	United States	Miami	SPANISH MACKEREL	1,362.00	220,084,218
1050	PT. ANEKA TUNA INDONESIA	22-Jan	P8/KI-D1/04.0/1/2025/000208	Australia	Melbourne	CANNED TUNA	13,406.40	1,672,729,934
1051	PT. ANEKA TUNA INDONESIA	22-Jan	P8/KI-D1/04.0/1/2025/000208	Australia	Melbourne	SAMPLE OF CANNED TUNA	0.57	71,040
1052	PT. ANEKA TUNA INDONESIA	22-Jan	P8/KI-D1/04.0/1/2025/000209	Australia	Melbourne	CANNED TUNA	29,376.00	2,589,670,656
1053	PT. ANEKA TUNA INDONESIA	22-Jan	P8/KI-D1/04.0/1/2025/000209	Australia	Melbourne	SAMPLE OF CANNED TUNA	3.83	337,400
1054	PT. INTI LUHUR FUJA ABADI	23-Jan	04.0-00465-2025	China	Fuzhou	FROZEN RIBBONFISH	2,785.10	109,554,694
1055	PT. SEKAR KATOKICHI	23-Jan	04.0-00466-2025	Japan	Kobe	Frozen Breaded Shrimp	9,468.03	1,104,710,804
1056	PT. INTI LUHUR FUJA ABADI	23-Jan	04.0-00467-2025	China	Fuzhou	FROZEN CROAKER FISH	12,246.30	455,784,018
1057	PT. INTI LUHUR FUJA ABADI	23-Jan	04.0-00467-2025	China	Fuzhou	FROZEN CONGER EEL	6,899.10	207,286,909
1058	PT. INTI LUHUR FUJA ABADI	23-Jan	04.0-00467-2025	China	Fuzhou	FROZEN THREADFIN FISH	6,227.10	177,463,632
1059	PT WINAROS KAWULA BAHARI	23-Jan	04.0-00468-2025	United States	New York	White Raw Vannamei PND	453.60	55,525,176
1060	PT WINAROS KAWULA BAHARI	23-Jan	04.0-00468-2025	United States	New York	White Vannamei Nobashi Ebi	7,378.00	1,323,104,118
1061	PT WINAROS KAWULA BAHARI	23-Jan	04.0-00469-2025	United States	New York	White Vannamei Sushi Ebi	2,226.00	644,943,432
1062	PT WINAROS KAWULA BAHARI	23-Jan	04.0-00469-2025	United States	New York	White Vannamei Sushi Ebi Broken	1,814.39	354,054,621

No.	NAMA UPI	TERBIT HC	NO. HC MUTU	NEGARA TUJUAN	PEL. TUJUAN	NAMA PRODUK	VOLUME (KG)	NILAI (RP)
1063	PT WINAROS KAWULA BAHARI	23-Jan	04.0-00469-2025	United States	New York	White Vannamei Sushi Ebi Without Tail	400.00	87,926,000
1064	PT. BUMI MENARA INTERNUSA DAMPIT	23-Jan	04.0-00470-2025	Netherlands	Rotterdam	FROZEN VALUE ADDED SEAFOOD PRODUCT	6,625.00	804,559,875
1065	PT Sekar Bumi Tbk	23-Jan	04.0-00471-2025	United States	Jacksonville	VANNAMEI RAW PD TAIL OFF IQF SHRIMP	14,526.54	1,378,002,111
1066	PT WINAROS KAWULA BAHARI	23-Jan	04.0-00472-2025	United States	Los Angeles	White Vannamei Ebi Fry	7,219.80	780,590,336
1067	PT Sekar Bumi Tbk	23-Jan	04.0-00473-2025	United States	Los Angeles	VANNAMEI RAW EZ PEEL IQF SHRIMP	15,876.00	2,581,104,204
1068	PT. HAKIKI DONARTA	23-Jan	04.0-00474-2025	Korea (South)	Busan (ex Pusan)	AGAR AGAR POWDER	3,000.00	979,320,000
1069	PT. MULTI PRAWN INDONESIA	23-Jan	04.0-00475-2025	Japan	Tokyo	FROZEN SHRIMP	15,282.00	2,535,742,260
1070	PT. AMARTA CARRAGEENAN INDONESIA	23-Jan	P8/KI-D1/04.0/I/2025/000210	India	Mumbai (Ex Bombay)	SRC (CARRAGEENAN KAPPA)	0.20	180,000
1071	PT. SURYA ALAM TUNGGAL	23-Jan	04.0-00476-2025	Vietnam	Cat Lai	RAW HEADLESS BLACK TIGER	11,880.00	1,996,980,480
1072	PT. SURYA ALAM TUNGGAL	23-Jan	04.0-00478-2025	Japan	Tokyo	RAW PEELED WHITE VANNAMEI	15,000.00	1,869,675,000
1073	PT BAHARI SEJAHTERA PERTIWI	23-Jan	04.0-00479-2025	China	Nansha New Pt	FROZEN BIGEYE FISH	16,587.00	472,275,016
1074	PT BAHARI SEJAHTERA PERTIWI	23-Jan	04.0-00479-2025	China	Nansha New Pt	FROZEN LIZARD FISH	8,070.00	105,003,612
1075	PT WINAROS KAWULA BAHARI	23-Jan	04.0-00480-2025	United States	Los Angeles	White Vannamei Tempura	3,120.00	401,740,560
1076	PT. BUMI MENARA INTERNUSA DAMPIT	23-Jan	04.0-00481-2025	Netherlands	Rotterdam	FROZEN VALUE ADDED SEAFOOD PRODUCT	7,825.00	1,044,739,225
1077	PT ANEKA SAKANA INDONESIA	23-Jan	04.0-00482-2025	Japan	Hakata	FROZEN SKIPJACK TUNA WHOLE ROUND	25,000.00	500,000,000
1078	PT. SEKAR KATOKICHI	23-Jan	04.0-00483-2025	United States	Honolulu	Frozen Breaded Shrimp	9,690.04	1,292,331,565
1079	PT ANEKA SAKANA INDONESIA	23-Jan	P8/KI-D1/04.0/I/2025/000211	Thailand	Lat Krabang	FROZEN YELLOWFIN TUNA WHOLE ROUND	24,500.00	490,000,000
1080	PT ANEKA SAKANA INDONESIA	23-Jan	P8/KI-D1/04.0/I/2025/000211	Thailand	Lat Krabang	FROZEN BIGEYE TUNA WHOLE ROUND	500.00	10,000,000
1081	CV. JAVA FISH	23-Jan	P8/KI-D1/04.0/I/2025/000213	Singapore	Singapore Changi	FROZEN SPANISH MACKEREL	175.00	5,250,000
1082	CV. JAVA FISH	23-Jan	P8/KI-D1/04.0/I/2025/000213	Singapore	Singapore Changi	GROUPEL	1,750.00	61,250,000
1083	CV. JAVA FISH	23-Jan	P8/KI-D1/04.0/I/2025/000213	Singapore	Singapore Changi	RED SNAPPER	70.00	3,150,000
1084	CV. JAVA FISH	23-Jan	P8/KI-D1/04.0/I/2025/000213	Singapore	Singapore Changi	SILVER POMFRET	2,800.00	154,000,000
1085	CV. JAVA FISH	23-Jan	P8/KI-D1/04.0/I/2025/000213	Singapore	Singapore Changi	FLATFISH	70.00	1,750,000
1086	CV. JAVA FISH	23-Jan	P8/KI-D1/04.0/I/2025/000213	Singapore	Singapore Changi	Goldband Snapper	700.00	28,000,000
1087	CV. JAVA FISH	23-Jan	P8/KI-D1/04.0/I/2025/000213	Singapore	Singapore Changi	BARRAMUNDI SKIN ON	105.00	3,150,000
1088	CV. JAVA FISH	23-Jan	P8/KI-D1/04.0/I/2025/000213	Singapore	Singapore Changi	THREADFIN BLUE	2,205.00	77,175,000
1089	CV. JAVA FISH	23-Jan	P8/KI-D1/04.0/I/2025/000213	Singapore	Singapore Changi	SAND WHITING FISH	1,050.00	26,250,000
1090	CV. JAVA FISH	23-Jan	P8/KI-D1/04.0/I/2025/000213	Singapore	Singapore Changi	FRESH LEATHER JACKET FISH	70.00	2,450,000
1091	CV. JAVA FISH	23-Jan	P8/KI-D1/04.0/I/2025/000214	Singapore	Singapore Changi	SLIPPER LOBSTER	100.00	6,000,000
1092	CV. JAVA FISH	23-Jan	P8/KI-D1/04.0/I/2025/000214	Singapore	Singapore Changi	FRESH WHITE SHRIMP	3,320.00	166,000,000
1093	CV. JAVA FISH	23-Jan	P8/KI-D1/04.0/I/2025/000212	Singapore	Singapore Changi	Hairtail	950.00	42,750,000
1094	CV. JAVA FISH	23-Jan	P8/KI-D1/04.0/I/2025/000212	Singapore	Singapore Changi	TENGGIRI	1,500.00	60,000,000
1095	PT GREEN ONE BIOTECHNOLOGY	23-Jan	04.0-00484-2025	China	Xiamen	KAPPA SEMI REFINED CARRAGEENAN	14,700.00	1,430,589,300
1096	PT. MULTI PRAWN INDONESIA	23-Jan	04.0-00485-2025	Japan	Osaka	FROZEN SHRIMP	10,368.00	1,759,936,896

No.	NAMA UPI	TERBIT HC	NO. HC MUTU	NEGARA TUJUAN	PEL. TUJUAN	NAMA PRODUK	VOLUME (KG)	NILAI (RP)
1097	PT. ANEKA TUNA INDONESIA	23-Jan	04.0-00486-2025	Japan	Naha, Okinawa	CANNED TUNA	6,451.20	639,933,235
1098	PT.Hongxin Algae International	23-Jan	P8/KI-D1/04.0/I/2025/000218	China	Xiamen	Semi Refined Carrageenan	28,000.00	2,721,600,000
1099	PT. PHILLIPS SEAFOODS INDONESIA	23-Jan	04.0-00487-2025	United States	Baltimore	FROZEN FISH BARRAMUNDI	13,620.00	2,434,207,260
1100	PT.Hongxin Algae International	23-Jan	P8/KI-D1/04.0/I/2025/000219	China	Xiamen	Semi Refined Carrageenan	28,000.00	2,721,600,000
1101	PT BAHARI SEJAHTERA PERTIWI	23-Jan	04.0-00489-2025	China	Nansha New Pt	FROZEN ORANGE GOATFISH	7,506.00	187,458,597
1102	PT BAHARI SEJAHTERA PERTIWI	23-Jan	04.0-00489-2025	China	Nansha New Pt	FROZEN BIGEYE FISH	11,520.00	333,558,144
1103	PT BAHARI SEJAHTERA PERTIWI	23-Jan	04.0-00489-2025	China	Nansha New Pt	FROZEN SEA BREAM FISH	4,824.00	133,688,959
1104	PT. ANEKA TUNA INDONESIA	23-Jan	P8/KI-D1/04.0/I/2025/000215	Australia	Sydney	CANNED TUNA	17,107.20	968,130,662
1105	PT. ANEKA TUNA INDONESIA	23-Jan	P8/KI-D1/04.0/I/2025/000217	Saudi Arabia	Ad Dammam	CANNED TUNA	19,420.80	987,780,730
1106	PT. ANEKA TUNA INDONESIA	23-Jan	P8/KI-D1/04.0/I/2025/000217	Saudi Arabia	Ad Dammam	CANNED TUNA	25,804.80	2,137,488,998
1107	CV. PESONA MANDIRI	23-Jan	04.0-00490-2025	China	Mawei	FROZEN PAMPANO FISH	3,993.40	84,101,004
1108	CV. PESONA MANDIRI	23-Jan	04.0-00490-2025	China	Mawei	FROZEN MALABAR SNAPPER	384.10	22,400,712
1109	CV. PESONA MANDIRI	23-Jan	04.0-00490-2025	China	Mawei	FROZEN THREADFIN FISH	8,802.30	314,782,571
1110	CV. PESONA MANDIRI	23-Jan	04.0-00490-2025	China	Mawei	FROZEN CONGER EEL	14,533.70	423,802,692
1111	CV. PESONA MANDIRI	23-Jan	04.0-00491-2025	China	Mawei	FROZEN RIBBON FISH	2,754.10	80,309,556
1112	CV. PESONA MANDIRI	23-Jan	04.0-00491-2025	China	Mawei	FROZEN CROAKER FISH	2,274.10	92,101,050
1113	CV. PESONA MANDIRI	23-Jan	04.0-00491-2025	China	Mawei	FROZEN MALABAR SNAPPER	3,342.50	183,863,906
1114	CV. PESONA MANDIRI	23-Jan	04.0-00491-2025	China	Mawei	FROZEN CONGER EEL	18,544.60	660,784,896
1115	PT. VARIA NIAGA NUSANTARA	23-Jan	04.0-00492-2025	Belgium	Antwerpen	FROZEN CATFISH WHOLE GUTTED	20,680.00	590,868,960
1116	CV. PESONA MANDIRI	23-Jan	04.0-00493-2025	China	Nansha	FROZEN THREADFIN FISH	27,508.80	1,015,630,398
1117	PT. VARIA NIAGA NUSANTARA	23-Jan	04.0-00494-2025	France	Le Havre	FROZEN LITTLE TUNA STEAKS	5,008.00	261,647,968
1118	PT. VARIA NIAGA NUSANTARA	23-Jan	04.0-00494-2025	France	Le Havre	FROZEN KAWA WR	5,000.00	167,350,000
1119	PT. VARIA NIAGA NUSANTARA	23-Jan	04.0-00495-2025	France	Le Havre	FROZEN RED SNAPPER STEAK	4,800.00	532,915,200
1120	PT. VARIA NIAGA NUSANTARA	23-Jan	04.0-00495-2025	France	Le Havre	FROZEN EMPEROR STEAK	4,000.00	303,684,000
1121	PT. VARIA NIAGA NUSANTARA	23-Jan	04.0-00495-2025	France	Le Havre	FROZEN EMPEROR WGS	2,190.00	105,481,350
1122	PT. ANEKA TUNA INDONESIA	23-Jan	P8/KI-D1/04.0/I/2025/000220	Saudi Arabia	Ad Dammam	CANNED TUNA	59,140.80	3,885,136,574
1123	PT. MEGA MARINE PRIDE	23-Jan	04.0-00496-2025	Germany	Frankfurt/Main	FROZEN RED ARGENTINA SHRIMP	1.82	395,987
1124	PT BAHARI SEJAHTERA PERTIWI	23-Jan	04.0-00497-2025	China	Nansha New Pt	FROZEN SEA BREAM FISH	18,180.00	487,751,220
1125	PT BAHARI SEJAHTERA PERTIWI	23-Jan	04.0-00498-2025	China	Nansha New Pt	FROZEN CUTTLEFISH	5,000.00	492,473,000
1126	PT Sekar Bumi Tbk	23-Jan	04.0-00499-2025	Canada	Toronto	FROZEN VANNAMEI COOKED PD TAIL ON IQF SHRIMP	8,164.80	1,237,832,669
1127	PT Sekar Bumi Tbk	23-Jan	04.0-00500-2025	Canada	Toronto	VANNAMEI RAW EZ PEEL IQF SHRIMP	7,620.48	874,808,243
1128	PT Sekar Bumi Tbk	23-Jan	P8/KI-D1/04.0/I/2025/000221	Puerto Rico	San Juan	VANNAMEI COOKED PD TO IQF	15,972.39	2,180,678,462
1129	PT. MEGA MARINE PRIDE	23-Jan	04.0-00501-2025	Germany	Frankfurt/Main	FROZEN RAW SHRIMPS	9.98	1,664,933
1130	PT. ANEKA TUNA INDONESIA	23-Jan	P8/KI-D1/04.0/I/2025/000222	Saudi Arabia	Ad Dammam	CANNED TUNA	20,736.00	924,182,784
1131	PT. ANEKA TUNA INDONESIA	23-Jan	P8/KI-D1/04.0/I/2025/000222	Saudi Arabia	Ad Dammam	CANNED TUNA	17,203.20	1,389,691,699
1132	PT. SEKAR LAUT, TBK.	23-Jan	P8/KI-D1/04.0/I/2025/000224	Saudi Arabia	Riyadh Dry Port	FRIED SHRIMP CRACKERS	1,710.94	224,631,024
1133	PT Sekar Bumi Tbk	23-Jan	P8/KI-D1/04.0/I/2025/000226	Puerto Rico	San Juan	VANNAMEI COOKED PD TO IQF	15,972.39	2,180,678,462
1134	PT. TRIDAYA JAYA MANUNGGAL	23-Jan	04.0-00502-2025	United States	Miami	Frozen Crimson Fillet	10,669.00	1,970,254,899
1135	PT. TRIDAYA JAYA MANUNGGAL	23-Jan	04.0-00502-2025	United States	Miami	Frozen Snapper Fillet	6,977.98	1,499,016,642

No.	NAMA UPI	TERBIT HC	NO. HC MUTU	NEGARA TUJUAN	PEL. TUJUAN	NAMA PRODUK	VOLUME (KG)	NILAI (RP)
1136	PT. INDONESIA LIFA ALGAE KARAGINAN INTERNATIONAL	23-Jan	P8/KI-D1/04.0/I/2025/000227	Turkey	Sabiha Gokcen Apt/Istanbul	Semi Refined Carrageenan Powder	0.20	32,564
1137	PT. ANEKA TUNA INDONESIA	23-Jan	P8/KI-D1/04.0/I/2025/000228	Australia	Melbourne	CANNED TUNA	13,406.40	1,313,344,570
1138	PT. ANEKA TUNA INDONESIA	23-Jan	P8/KI-D1/04.0/I/2025/000228	Australia	Melbourne	SAMPLE OF CANNED TUNA	0.57	55,680
1139	PT. ANEKA TUNA INDONESIA	23-Jan	P8/KI-D1/04.0/I/2025/000229	Saudi Arabia	Ad Dammam	CANNED TUNA	39,427.20	2,590,721,885
1140	PT. ANEKA TUNA INDONESIA	23-Jan	P8/KI-D1/04.0/I/2025/000230	Saudi Arabia	Ad Dammam	CANNED TUNA	17,280.00	1,399,680,000
1141	PT. VARIA NIAGA NUSANTARA	23-Jan	04.0-00503-2025	France	Le Havre	FROZEN EMPEROR SLICES	7,000.00	531,447,000
1142	PT. SEKAR LAUT, TBK.	23-Jan	P8/KI-D1/04.0/I/2025/000231	Saudi Arabia	Riyadh Dry Port	SAMBAL TERASI	450.00	29,627,550
1143	PT. ANEKA TUNA INDONESIA	23-Jan	P8/KI-D1/04.0/I/2025/000232	Saudi Arabia	Ad Dammam	CANNED TUNA	34,406.40	2,779,383,398
1144	PT. VARIA NIAGA NUSANTARA	23-Jan	04.0-00504-2025	France	Le Havre	FROZEN CATFISH WHOLE GUTTED	4,201.60	137,199,046
1145	PT. ANEKA TUNA INDONESIA	23-Jan	P8/KI-D1/04.0/I/2025/000233	Saudi Arabia	Ad Dammam	CANNED TUNA	34,560.00	2,624,382,720
1146	PT. SINDABAD MARINE PIONEER	23-Jan	04.0-00505-2025	Korea (South)	Busan (ex Pusan)	DRIED FLYING FISH ROE	2,000.00	1,440,000,000
1147	PT. VARIA NIAGA NUSANTARA	23-Jan	04.0-00506-2025	France	Le Havre	FROZEN LONGTAIL TUNA TONGGOL SLICES	4,664.00	251,291,656
1148	PT. VARIA NIAGA NUSANTARA	23-Jan	04.0-00506-2025	France	Le Havre	FROZEN MAHI MAHI SLICES	4,752.00	248,272,992
1149	PT. BUMI MENARA INTERNUSA DAMPIT	23-Jan	04.0-00507-2025	United States	Savannah	FROZEN VALUE ADDED SEAFOOD PRODUCT	14,676.91	1,800,034,950
1150	PT. ANEKA TUNA INDONESIA	23-Jan	04.0-00508-2025	Vietnam	Hanoi	SAMPLE OF CANNED TUNA	1.76	26,998
1151	PT. MEGA MARINE PRIDE	23-Jan	04.0-00509-2025	Germany	Frankfurt/Main	FROZEN COOK SHRIMPS	2.72	564,936
1152	PT. SURYA ALAM TUNGGAL	23-Jan	04.0-00510-2025	Japan	Tokyo	RAW PEELED WHITE VANNAMEI	16,200.00	2,081,165,400
1153	PT. SINDABAD MARINE PIONEER	23-Jan	04.0-00511-2025	Korea (South)	Busan (ex Pusan)	FROZEN GIANT OCTOPUS BOILED CUT	1,620.00	213,840,000
1154	PT. SINDABAD MARINE PIONEER	23-Jan	04.0-00511-2025	Korea (South)	Busan (ex Pusan)	FROZEN GIANT OCTOPUS BOILED SLICE	1,136.00	173,808,000
1155	PT. ANEKA TUNA INDONESIA	23-Jan	04.0-00512-2025	Japan	Nagoya, Aichi	SAMPLE OF POUCHED TUNA	12.00	120,000
1156	PT. ANEKA TUNA INDONESIA	23-Jan	04.0-00512-2025	Japan	Nagoya, Aichi	SAMPLE OF POUCHED TUNA	50.00	150,000
1157	PT. LEGONG BALI NUSANTARA	23-Jan	P8/KI-D1/04.0/I/2025/000235	Saudi Arabia	Jeddah	ALOHA PRAWN CRACKERS	1,428.00	132,387,024
1158	PT. LEGONG BALI NUSANTARA	23-Jan	P8/KI-D1/04.0/I/2025/000235	Saudi Arabia	Jeddah	ALOHA SHRIMPS CRACKERS EXPORT	1,872.00	173,549,376
1159	PT. LEGONG BALI NUSANTARA	23-Jan	P8/KI-D1/04.0/I/2025/000235	Saudi Arabia	Jeddah	ALOHA SHRIMPS CRACKERS NEW RED	1,368.00	126,824,544
1160	PT. LEGONG BALI NUSANTARA	23-Jan	P8/KI-D1/04.0/I/2025/000235	Saudi Arabia	Jeddah	ALOHA SHRIMPS CRACKERS SUPER	1,692.00	156,861,936
1161	PT. LEGONG BALI NUSANTARA	23-Jan	P8/KI-D1/04.0/I/2025/000235	Saudi Arabia	Jeddah	AMIGO SHRIMP CRACKERS BIG RED	900.00	60,999,300
1162	PT. LEGONG BALI NUSANTARA	23-Jan	P8/KI-D1/04.0/I/2025/000235	Saudi Arabia	Jeddah	AMIGO SHRIMP CRACKERS BIG WHITE	1,200.00	81,332,400
1163	PT. LEGONG BALI NUSANTARA	23-Jan	P8/KI-D1/04.0/I/2025/000235	Saudi Arabia	Jeddah	AMIGO SHRIMP CRACKERS SMALL RED	2,400.00	162,664,800
1164	PT. LEGONG BALI NUSANTARA	23-Jan	P8/KI-D1/04.0/I/2025/000235	Saudi Arabia	Jeddah	AMIGO SHRIMPS CRACKERS SMALL WHITE	960.00	65,065,920
1165	PT. LEGONG BALI NUSANTARA	23-Jan	P8/KI-D1/04.0/I/2025/000235	Saudi Arabia	Jeddah	DELTA SHRIMP CRACKER BOX RED	1,440.00	99,439,200

No.	NAMA UPI	TERBIT HC	NO. HC MUTU	NEGARA TUJUAN	PEL. TUJUAN	NAMA PRODUK	VOLUME (KG)	NILAI (RP)
1166	PT. LEGONG BALI NUSANTARA	23-Jan	P8/KI-D1/04.0/I/2025/000235	Saudi Arabia	Jeddah	DELTA SHRIMPS CRACKERS BOX BLUE	2,160.00	149,158,800
1167	PT. LEGONG BALI NUSANTARA	23-Jan	P8/KI-D1/04.0/I/2025/000235	Saudi Arabia	Jeddah	MENARA SHRIMPS CRACKERS RED	546.00	37,702,938
1168	PT. LEGONG BALI NUSANTARA	23-Jan	P8/KI-D1/04.0/I/2025/000235	Saudi Arabia	Jeddah	MENARA SHRIMPS CRACKERS WHITE	756.00	52,204,068
1169	PT. LEGONG BALI NUSANTARA	23-Jan	P8/KI-D1/04.0/I/2025/000235	Saudi Arabia	Jeddah	PUTRA BALI SHRIMPS CRACKERS BIG WHITE	1,260.00	83,650,140
1170	PT. LEGONG BALI NUSANTARA	23-Jan	P8/KI-D1/04.0/I/2025/000235	Saudi Arabia	Jeddah	PUTRA BALI SHRIMPS CRACKERS SMALL WHITE	1,200.00	79,666,800
1171	PT. LEGONG BALI NUSANTARA	23-Jan	P8/KI-D1/04.0/I/2025/000235	Saudi Arabia	Jeddah	SARI UDANG MURNI SHRIMPS CRACKERS BIG WHITE	480.00	32,532,960
1172	PT. SURYA ALAM TUNGGAL	23-Jan	04.0-00513-2025	Japan	Tokyo	RAW PEELED BLACK TIGER	11,826.00	1,539,189,378
1173	PT. ANEKA TUNA INDONESIA	23-Jan	P8/KI-D1/04.0/I/2025/000236	Saudi Arabia	Ad Dammam	CANNED TUNA	19,420.80	942,083,587
1174	PT. ANEKA TUNA INDONESIA	23-Jan	P8/KI-D1/04.0/I/2025/000236	Saudi Arabia	Ad Dammam	CANNED TUNA	39,427.20	2,763,452,448
1175	PT. MEGA MARINE PRIDE	23-Jan	04.0-00514-2025	Korea (South)	Incheon	FROZEN RED ARGENTINA SHRIMP	9,744.00	2,944,344,480
1176	PT WINAROS KAWULA BAHARI	24-Jan	04.0-00515-2025	Japan	Tokyo	White Cooked Vannamei Frozen Shrimp	60.00	8,669,580
1177	PT. EDMAR MANDIRI JAYA	24-Jan	04.0-00516-2025	Japan	Hakata	FROZEN SKIPJACK	25,500.00	645,303,000
1178	PT WINAROS KAWULA BAHARI	24-Jan	04.0-00517-2025	Japan	Tokyo	White Raw Vannamei Frozen Shrimp	17,676.00	2,561,464,512
1179	PT. CENTRAM	24-Jan	04.0-00518-2025	Japan	Tokyo	CARRAGEENAN	9,600.00	2,345,664,000
1180	CV. JAVA FISH	24-Jan	P8/KI-D1/04.0/I/2025/000237	Singapore	Singapore Changi	SLIPPER LOBSTER	100.00	6,000,000
1181	CV. JAVA FISH	24-Jan	P8/KI-D1/04.0/I/2025/000237	Singapore	Singapore Changi	FRESH WHITE SHRIMP	3,360.00	168,000,000
1182	UD. PIALA	24-Jan	04.0-00519-2025	Japan	Tokyo	FROZEN SHRIMP	11,880.00	2,020,871,160
1183	CV. JAVA FISH	24-Jan	P8/KI-D1/04.0/I/2025/000238	Singapore	Singapore Changi	Hairtail	1,050.00	47,250,000
1184	CV. JAVA FISH	24-Jan	P8/KI-D1/04.0/I/2025/000238	Singapore	Singapore Changi	TENGGIRI	1,500.00	60,000,000
1185	CV. JAVA FISH	24-Jan	P8/KI-D1/04.0/I/2025/000239	Singapore	Singapore Changi	FROZEN SPANISH MACKEREL	175.00	5,250,000
1186	CV. JAVA FISH	24-Jan	P8/KI-D1/04.0/I/2025/000239	Singapore	Singapore Changi	GROUPEL	1,750.00	61,250,000
1187	CV. JAVA FISH	24-Jan	P8/KI-D1/04.0/I/2025/000239	Singapore	Singapore Changi	RED SNAPPER	70.00	3,150,000
1188	CV. JAVA FISH	24-Jan	P8/KI-D1/04.0/I/2025/000239	Singapore	Singapore Changi	SILVER POMFRET	2,800.00	154,000,000
1189	CV. JAVA FISH	24-Jan	P8/KI-D1/04.0/I/2025/000239	Singapore	Singapore Changi	FLATFISH	70.00	1,750,000
1190	CV. JAVA FISH	24-Jan	P8/KI-D1/04.0/I/2025/000239	Singapore	Singapore Changi	Goldband Snapper	700.00	28,000,000
1191	CV. JAVA FISH	24-Jan	P8/KI-D1/04.0/I/2025/000239	Singapore	Singapore Changi	BARRAMUNDI SKIN ON	105.00	3,150,000
1192	CV. JAVA FISH	24-Jan	P8/KI-D1/04.0/I/2025/000239	Singapore	Singapore Changi	THREADFIN BLUE	2,345.00	82,075,000
1193	CV. JAVA FISH	24-Jan	P8/KI-D1/04.0/I/2025/000239	Singapore	Singapore Changi	SAND WHITING FISH	1,050.00	26,250,000
1194	CV. JAVA FISH	24-Jan	P8/KI-D1/04.0/I/2025/000239	Singapore	Singapore Changi	FRESH LEATHER JACKET FISH	70.00	2,450,000
1195	PT. MEGA MARINE PRIDE	24-Jan	04.0-00520-2025	Netherlands	Rotterdam	FROZEN RAW SHRIMPS	16,000.00	2,423,808,000
1196	CV. MARINA SEJAHTERA	24-Jan	04.0-00521-2025	China	Xiamen	FRESH BELT FISH	2,100.00	98,700,000
1197	PT. SEKAR LAUT, TBK.	24-Jan	04.0-00522-2025	United Kingdom (GB)	Southampton	SHRIMP CRACKERS	12,950.00	615,086,150
1198	PT. BUMI MENARA INTERNUSA DAMPIT	24-Jan	04.0-00523-2025	United States	New York	FROZEN FISH	18,977.20	2,951,770,620
1199	PT. INTI LUHUR FUJA ABADI	24-Jan	04.0-00524-2025	Taiwan	Kaohsiung	FROZEN SQUID	25,195.50	1,442,190,420
1200	PT. ANEKA TUNA INDONESIA	24-Jan	P8/KI-D1/04.0/I/2025/000241	United Arab Emirates	Jebel Ali	CANNED TUNA	46,080.00	1,957,939,200

No.	NAMA UPI	TERBIT HC	NO. HC MUTU	NEGARA TUJUAN	PEL. TUJUAN	NAMA PRODUK	VOLUME (KG)	NILAI (RP)
1201	PT Sekar Bumi Tbk	24-Jan	04.0-00525-2025	United States	Savannah	VANNAMEI RAW PD TAIL ON IQF SHRIMP	14,859.94	2,121,791,393
1202	PT. SEKAR LAUT, TBK.	24-Jan	04.0-00526-2025	Taiwan	Keelung (Chilung)	SHRIMP CRACKERS	7,752.00	486,329,472
1203	PT Sekar Bumi Tbk	24-Jan	04.0-00527-2025	United States	New York	VANNAMEI RAW PD TAIL ON IQF SHRIMP	15,876.00	2,743,563,312
1204	PT Sekar Bumi Tbk	24-Jan	04.0-00528-2025	United States	New York	VANNAMEI RAW PD TAIL ON IQF SHRIMP	15,876.00	3,155,878,908
1205	PT. SEKAR LAUT, TBK.	24-Jan	04.0-00529-2025	Taiwan	Keelung (Chilung)	Fish Crackers	2,280.00	164,287,680
1206	PT. AMARTA CARRAGEENAN INDONESIA	24-Jan	P8/KI-D1/04.0/I/2025/000242	Russian Federation	Vladivostok	SEMI REFINED KAPPA CARRAGEENAN	20,000.00	3,810,000,000
1207	PT. BUMI MENARA INTERNUSA DAMPIT	24-Jan	04.0-00530-2025	United States	Savannah	FROZEN VALUE ADDED SEAFOOD PRODUCT	16,344.00	2,009,985,120
1208	PT. SUKSES LAUTAN INDONESIA	24-Jan	04.0-00531-2025	China	Mawei	FROZEN RED SNAPPER WHOLE ROUND	16,363.50	1,689,351,377
1209	PT. SUKSES LAUTAN INDONESIA	24-Jan	04.0-00531-2025	China	Mawei	FROZEN SNAPPER WHOLE ROUND	402.10	39,529,044
1210	PT. SUKSES LAUTAN INDONESIA	24-Jan	04.0-00531-2025	China	Mawei	FROZEN THREADFIN FISH WHOLE GUTTED	9,934.40	340,420,098
1211	PT.KARYA KENCANA SUMBER SARI	24-Jan	P8/KI-D1/04.0/I/2025/000243	Singapore	Singapore Changi	SHRIMP CRACKERS	9,830.00	497,889,500
1212	PT. BUMI MENARA INTERNUSA DAMPIT	24-Jan	04.0-00532-2025	United States	Los Angeles	FROZEN VALUE ADDED SEAFOOD PRODUCT	14,728.33	1,325,932,637
1213	PT. GEMA ISTA RAYA	24-Jan	P8/KI-D1/04.0/I/2025/000244	Guinea	Conakry	Canned Sardines	0.50	13,000
1214	PT. SUKSES LAUTAN INDONESIA	24-Jan	P8/KI-D1/04.0/I/2025/000240	Mexico	Manzanillo	FROZEN RED SNAPPER FILLET	8,990.00	1,239,505,240
1215	PT. EDMAR MANDIRI JAYA	24-Jan	04.0-00533-2025	Japan	Hakata	FROZEN OCTOPUS	3.00	146,484
1216	PT. MEGA MARINE PRIDE	24-Jan	04.0-00534-2025	Japan	Tokyo	FROZEN RED ARGENTINA SHRIMP	10,031.60	2,993,780,546
1217	PT. SAMUDRA KENCANA MINA	24-Jan	04.0-00535-2025	Greece	Piraeus	FROZEN OCTOPUS	19,000.00	1,520,000,000
1218	PT. ANEKA TUNA INDONESIA	24-Jan	P8/KI-D1/04.0/I/2025/000246	United Arab Emirates	Jebel Ali	CANNED TUNA	18,432.00	963,348,480
1219	PT. BUMI MENARA INTERNUSA DAMPIT	24-Jan	04.0-00542-2025	United States	Los Angeles	FROZEN VALUE ADDED SEAFOOD PRODUCT	14,982.00	1,394,869,146
1220	CV. SINAR TIRTA	24-Jan	04.0-00541-2025	Taiwan	Kaohsiung	FROZEN SQUID	22,401.60	1,254,489,600
1221	PT WINAROS KAWULA BAHARI	24-Jan	04.0-00540-2025	Japan	Tokyo	White Cooked Vannamei Frozen Shrimp	600.00	86,695,800
1222	PT WINAROS KAWULA BAHARI	24-Jan	04.0-00539-2025	Japan	Tokyo	White Raw Vannamei Frozen Shrimp	17,676.00	2,561,464,512
1223	PT Sekar Bumi Tbk	24-Jan	04.0-00544-2025	Korea (South)	Busan (ex Pusan)	FROZEN OCTOPUS	8,500.00	1,074,034,500
1224	PT. SUKSES LAUTAN INDONESIA	24-Jan	04.0-00536-2025	China	Mawei	FROZEN THREADFIN FISH WHOLE GUTTED	26,449.60	958,832,384
1225	PT. SUKSES LAUTAN INDONESIA	24-Jan	04.0-00536-2025	China	Mawei	FROZEN THREADFIN FISH WHOLE ROUND	1,150.40	44,791,399
1226	PT. ANEKA TUNA INDONESIA	24-Jan	04.0-00545-2025	Japan	Narita Apt/Tokyo	SAMPLE OF FISH EXTRACT YF	1.00	24,000
1227	PT. ANEKA TUNA INDONESIA	24-Jan	04.0-00547-2025	Japan	Nagoya, Aichi	SAMPLE OF FISH EXTRACT YF	0.50	12,000
1228	PT. BUMI MENARA INTERNUSA DAMPIT	24-Jan	04.0-00537-2025	United States	Los Angeles	FROZEN VALUE ADDED SEAFOOD PRODUCT	14,550.70	1,488,711,218

No.	NAMA UPI	TERBIT HC	NO. HC MUTU	NEGARA TUJUAN	PEL. TUJUAN	NAMA PRODUK	VOLUME (KG)	NILAI (RP)
1229	PT. SUKSES LAUTAN INDONESIA	24-Jan	04.0-00538-2025	China	Mawei	FROZEN RED SNAPPER WHOLE ROUND	20,228.40	1,981,887,604
1230	PT. SUKSES LAUTAN INDONESIA	24-Jan	04.0-00538-2025	China	Mawei	FROZEN THREADFIN FISH WHOLE GUTTED	6,108.40	218,209,152
1231	PT. SUKSES LAUTAN INDONESIA	24-Jan	04.0-00538-2025	China	Mawei	FROZEN THREADFIN FISH WHOLE ROUND	281.10	10,705,131
1232	PT. AGROMINA WICAKSANA	24-Jan	P8/KI-D1/04.0/I/2025/000245	Oman	Sohar	FROZEN WHOLE ROUND KINGFISH	22,364.85	1,520,809,800
1233	PT. SAMUDRA KENCANA MINA	24-Jan	04.0-00543-2025	Vietnam	Ho Chi Minh City	FROZEN CUTTLE FISH	27,500.60	1,494,327,603
1234	PT. SOUTHERN MARINE PRODUCTS	25-Jan	P8/KI-D1/04.0/I/2025/000247	Malaysia	Penang	FROZEN FISH PASTE	25,000.00	1,000,000,000
1235	PT. INDO LAUT JAYA	25-Jan	P8/KI-D1/04.0/I/2025/000248	Malaysia	Kuala Lumpur	DRIED SEA CUCUMBER	135.00	20,250,000
1236	PT GREEN ONE BIOTEKNOLOGY	25-Jan	P8/KI-D1/04.0/I/2025/000249	Spain	Pontevedra	SEMI REFINED CARRAGEENAN	0.12	13,084
1237	PT. SAMUDRA KENCANA MINA	25-Jan	P8/KI-D1/04.0/I/2025/000250	Australia	Melbourne	FROZEN SLIPPER LOBSTER	6,860.00	1,270,472,000
1238	PT. REX CANNING	25-Jan	04.0-00549-2025	United States	New York	CANNED BABY CLAM IN BRINE	14,263.00	757,493,667
1239	PT Sekar Bumi Tbk	25-Jan	04.0-00550-2025	United States	Jacksonville	VANNAMEI RAW PD TAIL OFF IQF SHRIMP	16,329.60	2,289,720,182
1240	PT. REX CANNING	25-Jan	04.0-00548-2025	United States	Savannah	CANNED CRABMEAT IN BRINE	12,240.00	1,576,695,600
1241	PT Sekar Bumi Tbk	28-Jan	04.0-00551-2025	Korea (South)	Busan (ex Pusan)	FROZEN BOILED ABALONE MEAT	8,500.00	2,698,478,000
1242	PT. SUKSES LAUTAN INDONESIA	28-Jan	04.0-00552-2025	France	Le Havre	FROZEN CATFISH WHOLE GUTTED	17,740.80	632,385,009
1243	PT. LOUISIANA FAR EAST	30-Jan	04.0-00553-2025	France	Le Havre	EBI PANKO PRAWN	9,120.00	1,016,788,800
1244	PT. INTI LAUTAN FAJAR ABADI	30-Jan	P8/KI-D1/04.0/I/2025/000251	Malaysia	Penang	RED SNAPPER BONES	25,000.00	227,500,000
1245	PT. LOUISIANA FAR EAST	30-Jan	04.0-00554-2025	France	Le Havre	FROZEN RED MULLET	2,712.00	361,951,656
1246	PT WINAROS KAWULA BAHARI	30-Jan	04.0-00555-2025	Japan	Tokyo	White Vannamei Ebi Fry	3,570.00	552,821,640
1247	PT WINAROS KAWULA BAHARI	30-Jan	04.0-00556-2025	Japan	Tokyo	White Raw Vannamei Frozen Shrimp	4,012.80	544,436,640
1248	PT WINAROS KAWULA BAHARI	30-Jan	04.0-00556-2025	Japan	Tokyo	White Vannamei Nobashi Ebi	6,294.00	1,012,767,540
1249	PT. BUMI MENARA INTERNUSA DAMPIT	30-Jan	04.0-00557-2025	United States	New York	FROZEN FISH	18,160.00	2,669,084,160
1250	PT. SEKAR LAUT, TBK.	30-Jan	04.0-00558-2025	Netherlands	Rotterdam	FRIED SHRIMP CRACKERS	703.64	98,494,824
1251	PT. BUMI MENARA INTERNUSA DAMPIT	30-Jan	04.0-00559-2025	United States	Norfolk	FROZEN VALUE ADDED SEAFOOD PRODUCT	10,554.00	2,094,874,014
1252	PT. BUMI MENARA INTERNUSA DAMPIT	30-Jan	04.0-00560-2025	United States	Norfolk	FROZEN COOK SHRIMP	1,250.00	195,280,000
1253	PT. BUMI MENARA INTERNUSA DAMPIT	30-Jan	04.0-00561-2025	United States	Savannah	FROZEN VALUE ADDED SEAFOOD PRODUCT	14,382.72	1,643,700,390
1254	PT. SEKAR LAUT, TBK.	30-Jan	04.0-00562-2025	Netherlands	Rotterdam	SHRIMP CHILI PASTE	4,031.04	283,696,533
1255	PT BAHARI SEJAHTERA PERTIWI	30-Jan	P8/KI-D1/04.0/I/2025/000223	Egypt	Damietta	FROZEN LIZARD FISH (WHOLE ROUND) MERLUCCIIDAE	75,000.00	1,190,625,000
1256	PT. BUMI MENARA INTERNUSA DAMPIT	30-Jan	04.0-00563-2025	United States	Savannah	FROZEN VALUE ADDED SEAFOOD PRODUCT	15,052.82	1,664,871,998
1257	PT Sekar Bumi Tbk	30-Jan	04.0-00564-2025	United States	New York	FROZEN VANNAMEI COOKED PD TAIL ON IQF SHRIMP	15,422.40	2,256,142,896

No.	NAMA UPI	TERBIT HC	NO. HC MUTU	NEGARA TUJUAN	PEL. TUJUAN	NAMA PRODUK	VOLUME (KG)	NILAI (RP)
1258	PT Sekar Bumi Tbk	30-Jan	04.0-00565-2025	United States	New York	VANNAMEI RAW EZ PEEL IQF SHRIMP	15,876.00	1,990,691,640
1259	PT Sekar Bumi Tbk	30-Jan	04.0-00566-2025	United States	Seattle	VANNAMEI COOKED IN SHELL PD TAIL ON IQF SHRIMP	14,696.64	2,611,357,782
1260	PT Sekar Bumi Tbk	30-Jan	04.0-00567-2025	United States	Seattle	VANNAMEI RAW PD TAIL ON IQF SHRIMP	14,696.64	1,730,779,203
1261	PT Sekar Bumi Tbk	30-Jan	04.0-00568-2025	United States	Miami	VANNAMEI COOKED PD TAIL OFF IQF SHRIMP	7,711.20	984,566,016
1262	PT Sekar Bumi Tbk	30-Jan	04.0-00569-2025	United States	Mobile	VANNAMEI RAW PD TAIL ON/OFF IQF SHRIMP	14,968.80	2,040,127,690
1263	PT. REX CANNING	30-Jan	04.0-00570-2025	Canada	Vancouver Apt	CANNED CRABMEAT IN BRINE	2.55	367,243
1264	PT Sekar Bumi Tbk	30-Jan	04.0-00571-2025	United States	Miami	VANNAMEI RAW EZ PEEL IQF SHRIMP	8,618.40	963,373,370
1265	PT BAHARI SEJAHTERA PERTIWI	30-Jan	P8/KI-D1/04.0/1/2025/000252	Egypt	PORT SAID WEST	Frozen Whole Round Lizard Fish	25,000.00	429,370,000
1266	PT. REX CANNING	30-Jan	04.0-00572-2025	France	Charles de Gaulle Apt/Paris	CANNED CRABMEAT IN BRINE	1.36	195,863
1267	PT. GEMA ISTA RAYA	30-Jan	P8/KI-D1/04.0/1/2025/000253	Dominican Republic	Caucedo	Canned Sardines	20,313.00	718,247,367
1268	PT Sekar Bumi Tbk	30-Jan	04.0-00573-2025	Belgium	Antwerpen	Frozen Froglegs	2,500.00	277,092,500
1269	PT. BUMI MENARA INTERNUSA DAMPIT	30-Jan	04.0-00574-2025	United States	Savannah	FROZEN VALUE ADDED SEAFOOD PRODUCT	15,820.99	1,913,453,815
1270	PT Sekar Bumi Tbk	30-Jan	04.0-00575-2025	Belgium	Antwerpen	SHRIMP SAMOSSA	4,365.00	351,539,640
1271	PT. BUMI MENARA INTERNUSA DAMPIT	30-Jan	04.0-00576-2025	United States	Oakland	FROZEN FISH	16,350.81	2,053,122,159
1272	PT. ANEKA TUNA INDONESIA	30-Jan	04.0-00577-2025	Japan	Yokohama	CANNED TUNA	2,419.20	216,346,637
1273	PT. ANEKA TUNA INDONESIA	30-Jan	04.0-00577-2025	Japan	Yokohama	CANNED TUNA	5,644.80	547,342,387
1274	PT Sekar Bumi Tbk	30-Jan	04.0-00578-2025	United States	Jacksonville	VANNAMEI RAW PD TAIL ON IQF SHRIMP	14,533.34	1,958,120,498
1275	PT. BUMI MENARA INTERNUSA DAMPIT	30-Jan	04.0-00579-2025	United States	Savannah	FROZEN VALUE ADDED SEAFOOD PRODUCT	15,363.36	1,952,790,600
1276	PT WINAROS KAWULA BAHARI	30-Jan	04.0-00580-2025	United States	Los Angeles	White Vannamei Sushi Ebi	3,504.00	938,483,328
1277	PT WINAROS KAWULA BAHARI	30-Jan	04.0-00580-2025	United States	Los Angeles	White Vannamei Sushi Ebi Broken	660.00	112,266,000
1278	PT WINAROS KAWULA BAHARI	30-Jan	04.0-00581-2025	United States	Los Angeles	White Vannamei Nobashi Ebi	7,360.80	1,214,215,486
1279	PT. ANEKA TUNA INDONESIA	30-Jan	04.0-00582-2025	Japan	Yokohama	CANNED TUNA	8,709.12	776,444,175
1280	PT. ANEKA TUNA INDONESIA	30-Jan	04.0-00582-2025	Japan	Yokohama	CANNED TUNA	10,644.48	1,028,331,279
1281	PT. REX CANNING	30-Jan	04.0-00583-2025	Slovak Republic	Trieste	CANNED SNAIL IN BRINE	2,160.00	266,252,400
1282	PT. GRAHAMAKMUR CIPTAPRATAMA	30-Jan	04.0-00584-2025	United States	New York	FROZEN RAW VANNAMEI PEELED DEVEINED TAIL ON	15,436.00	2,502,607,808
1283	PT. GRAHAMAKMUR CIPTAPRATAMA	30-Jan	04.0-00585-2025	United States	Los Angeles	FROZEN RAW VANNAMEI PEELED DEVEINED TAIL ON	15,436.00	2,168,927,796
1284	PT. ANEKA TUNA INDONESIA	30-Jan	P8/KI-D1/04.0/1/2025/000255	Kuwait	Shuwaikh	CANNED TUNA	17,952.00	1,230,394,176
1285	PT. ANEKA TUNA INDONESIA	30-Jan	04.0-00586-2025	Japan	Osaka	CANNED TUNA	4,032.00	361,557,504
1286	PT. ANEKA TUNA INDONESIA	30-Jan	04.0-00586-2025	Japan	Osaka	CANNED TUNA	4,032.00	390,958,848
1287	PT. BARAMUDA BAHARI	30-Jan	04.0-00587-2025	United States	New York	FROZEN COOK SHRIMPS	15,436.00	2,975,335,308
1288	PT. GEMA ISTA RAYA	30-Jan	P8/KI-D1/04.0/1/2025/000256	Ghana	Tema	Canned Sardines	40,000.00	1,310,400,000

No.	NAMA UPI	TERBIT HC	NO. HC MUTU	NEGARA TUJUAN	PEL. TUJUAN	NAMA PRODUK	VOLUME (KG)	NILAI (RP)
1289	PT. GRAHAMAKMUR CIPTAPRATAMA	30-Jan	04.0-00588-2025	United States	New York	FROZEN RAW VANNAMEI PEELED DEVEINED TAIL ON	15,436.00	2,446,991,900
1290	PT. ANEKA TUNA INDONESIA	30-Jan	04.0-00589-2025	Japan	Nagoya, Aichi	SAMPLE OF CANNED TUNA	3.36	74,999
1291	PT. ANEKA TUNA INDONESIA	30-Jan	04.0-00589-2025	Japan	Nagoya, Aichi	SAMPLE OF CANNED TUNA	3.36	74,999
1292	PT. MEGA MARINE PRIDE	30-Jan	04.0-00590-2025	Netherlands	Rotterdam	FROZEN COOK SHRIMPS	16,000.00	2,307,552,000
1293	PT. MEGA MARINE PRIDE	30-Jan	04.0-00591-2025	Canada	Toronto	FROZEN RAW SHRIMPS	12,960.00	2,056,687,200
1294	PT. REX CANNING	30-Jan	P8/KI-D1/04.0/I/2025/000257	Malaysia	Pasir Gudang, Johor	CANNED CUTTLFISH WITH SOYA BEAN SAUCE	16,494.00	1,553,388,426
1295	PT. GEMA ISTA RAYA	30-Jan	P8/KI-D1/04.0/I/2025/000258	Cote D Ivoire (Ivory Coast)	Abidjan	Canned Sardines	40,626.00	1,415,369,214
1296	PT. INTI LAUTAN FAJAR ABADI	30-Jan	P8/KI-D1/04.0/I/2025/000254	Thailand	Suvarnabhumi International Apt	GOLDBAND SNAPPER	10.00	32,560
1297	PT. LOUISIANA FAR EAST	30-Jan	P8/KI-D1/04.0/I/2025/000259	Australia	Melbourne	GINGER PRAWN DUMPLING (SAMPLE OF NO COMMERCIAL VALUE)	2.00	32,400
1298	PT. INTI LAUTAN FAJAR ABADI	30-Jan	04.0-00592-2025	United States	New York	SNAPPER	5,924.70	1,196,724,228
1299	PT. INTI LAUTAN FAJAR ABADI	30-Jan	04.0-00593-2025	United States	New York	SNAPPER	231.54	55,113,235
1300	PT. INTI LAUTAN FAJAR ABADI	30-Jan	04.0-00593-2025	United States	New York	SNAPPER	8,939.26	2,127,803,119
1301	PT. INTI LAUTAN FAJAR ABADI	30-Jan	04.0-00594-2025	United States	New York	GROUPE	2,156.50	660,436,751
1302	CV. PESONA MANDIRI	30-Jan	04.0-00595-2025	China	Xiamen	FROZEN RIBBON FISH	25,650.00	1,225,587,780
1303	CV. PESONA MANDIRI	30-Jan	04.0-00596-2025	China	Xiamen	FROZEN RIBBON FISH	25,650.00	1,140,796,575
1304	PT. SUMBER PANGAN NUSANTARA	30-Jan	04.0-00597-2025	Belgium	Antwerpen	Fresh Frozen Froglegs	19,500.00	2,184,000,000
1305	CV. PESONA MANDIRI	30-Jan	04.0-00598-2025	China	Xiamen	FROZEN RIBBON FISH	25,650.00	1,271,288,385
1306	CV. PESONA MANDIRI	30-Jan	04.0-00599-2025	China	Xiamen	FROZEN RIBBON FISH	25,650.00	1,245,479,355
1307	PT. SAMUDRA KENCANA MINA	30-Jan	04.0-00308-2025	Portugal	Leixoes	FROZEN SWORDFISH	23,783.26	1,354,218,824
1308	PT. INTI LAUTAN FAJAR ABADI	31-Jan	04.0-00600-2025	United States	New York	MAHI-MAHI	14,532.54	1,808,400,213
1309	PT. INTI LAUTAN FAJAR ABADI	31-Jan	04.0-00601-2025	United States	New York	GROUPE	4,540.00	1,387,137,980
1310	PT. INTI LAUTAN FAJAR ABADI	31-Jan	04.0-00602-2025	United States	New York	SNAPPER	213.38	46,147,266
1311	PT. INTI LAUTAN FAJAR ABADI	31-Jan	04.0-00602-2025	United States	New York	SNAPPER	9,402.34	2,033,425,267
1312	PT. INTI LAUTAN FAJAR ABADI	31-Jan	04.0-00602-2025	United States	New York	SNAPPER	77.18	16,691,564
1313	PT. INTI LAUTAN FAJAR ABADI	31-Jan	04.0-00603-2025	United States	New York	GROUPE	4,335.70	1,054,021,677
1314	PT. INTI LAUTAN FAJAR ABADI	31-Jan	04.0-00604-2025	United States	New York	SNAPPER	4,004.28	517,637,280
1315	PT. KARYA KENCANA SUMBER SARI	31-Jan	04.0-00605-2025	Netherlands	Rotterdam	KERUPUK UDANG	16,600.00	985,193,400
1316	CV. JAVA FISH	31-Jan	P8/KI-D1/04.0/I/2025/000266	Singapore	Singapore Changi	Hairtail	900.00	40,500,000
1317	CV. JAVA FISH	31-Jan	P8/KI-D1/04.0/I/2025/000266	Singapore	Singapore Changi	TENGGIRI	1,500.00	60,000,000
1318	CV. JAVA FISH	31-Jan	P8/KI-D1/04.0/I/2025/000267	Singapore	Singapore Changi	FROZEN SPANISH MACKEREL	175.00	5,250,000
1319	CV. JAVA FISH	31-Jan	P8/KI-D1/04.0/I/2025/000267	Singapore	Singapore Changi	GROUPE	1,750.00	61,250,000
1320	CV. JAVA FISH	31-Jan	P8/KI-D1/04.0/I/2025/000267	Singapore	Singapore Changi	RED SNAPPER	70.00	3,150,000
1321	CV. JAVA FISH	31-Jan	P8/KI-D1/04.0/I/2025/000267	Singapore	Singapore Changi	SILVER POMFRET	2,800.00	154,000,000
1322	CV. JAVA FISH	31-Jan	P8/KI-D1/04.0/I/2025/000267	Singapore	Singapore Changi	FLATFISH	70.00	1,750,000
1323	CV. JAVA FISH	31-Jan	P8/KI-D1/04.0/I/2025/000267	Singapore	Singapore Changi	Goldband Snapper	700.00	28,000,000
1324	CV. JAVA FISH	31-Jan	P8/KI-D1/04.0/I/2025/000267	Singapore	Singapore Changi	BARRAMUNDI SKIN ON	105.00	3,150,000
1325	CV. JAVA FISH	31-Jan	P8/KI-D1/04.0/I/2025/000267	Singapore	Singapore Changi	THREADFIN BLUE	2,240.00	78,400,000

No.	NAMA UPI	TERBIT HC	NO. HC MUTU	NEGARA TUJUAN	PEL. TUJUAN	NAMA PRODUK	VOLUME (KG)	NILAI (RP)
1326	CV. JAVA FISH	31-Jan	P8/KI-D1/04.0/I/2025/000267	Singapore	Singapore Changi	SAND WHITING FISH	1,050.00	26,250,000
1327	CV. JAVA FISH	31-Jan	P8/KI-D1/04.0/I/2025/000267	Singapore	Singapore Changi	FRESH LEATHER JACKET FISH	70.00	2,450,000
1328	CV. JAVA FISH	31-Jan	P8/KI-D1/04.0/I/2025/000268	Singapore	Singapore Changi	Hairtail	1,100.00	49,500,000
1329	CV. JAVA FISH	31-Jan	P8/KI-D1/04.0/I/2025/000268	Singapore	Singapore Changi	TENGGIRI	1,500.00	60,000,000
1330	PT ANEKA SAKANA INDONESIA	31-Jan	04.0-00606-2025	Japan	Hakata	FROZEN SKIPJACK TUNA WHOLE ROUND	50,000.00	1,000,000,000
1331	PT. SEKAR KATOKICHI	31-Jan	04.0-00607-2025	Japan	Kobe	Frozen Breaded Shrimp	7,840.43	1,201,044,110
1332	CV. JAVA FISH	31-Jan	P8/KI-D1/04.0/I/2025/000264	Singapore	Singapore Changi	SLIPPER LOBSTER	100.00	6,000,000
1333	CV. JAVA FISH	31-Jan	P8/KI-D1/04.0/I/2025/000264	Singapore	Singapore Changi	FRESH WHITE SHRIMP	3,260.00	163,000,000
1334	PT. SEKAR KATOKICHI	31-Jan	04.0-00608-2025	United States	Houston	Raw Breaded Aligned Butterfly Tail On Vannamei Shrimp	15,526.80	1,497,653,021
1335	PT. AMARTA CARRAGEENAN INDONESIA	31-Jan	P8/KI-D1/04.0/I/2025/000260	Thailand	Bangkok	SRC (CARRAGEENAN KAPPA) (FEED GRADE)	20,000.00	2,055,000,000
1336	PT. ANEKA TUNA INDONESIA	31-Jan	P8/KI-D1/04.0/I/2025/000271	Ethiopia	Djibouti	CANNED TUNA	19,713.60	561,758,746
1337	PT. ANEKA TUNA INDONESIA	31-Jan	P8/KI-D1/04.0/I/2025/000271	Ethiopia	Djibouti	CANNED TUNA	36,916.80	2,253,696,806
1338	PT WINAROS KAWULA BAHARI	31-Jan	04.0-00609-2025	Japan	Tokyo	White Cooked Vannamei Frozen Shrimp	5,960.00	1,008,968,400
1339	PT WINAROS KAWULA BAHARI	31-Jan	04.0-00609-2025	Japan	Tokyo	White Vannamei Sushi Ebi	2,555.20	605,153,126
1340	PT WINAROS KAWULA BAHARI	31-Jan	04.0-00609-2025	Japan	Tokyo	White Vannamei Sushi Ebi Without Tail	4,810.00	1,005,193,800
1341	PT. SOUTHERN MARINE PRODUCTS	31-Jan	P8/KI-D1/04.0/I/2025/000272	Singapore	Singapore Container Terminal	FROZEN FISH PASTE	20,500.00	999,990,000
1342	PT. SAMUDRA KENCANA MINA	31-Jan	P8/KI-D1/04.0/I/2025/000216	United Arab Emirates	Ajman	FROZEN MILKFISH WHOLE ROUND	27,000.00	630,045,000
1343	PT WINAROS KAWULA BAHARI	31-Jan	04.0-00610-2025	Japan	Kobe	White Raw Vannamei Frozen Shrimp	15,000.00	1,701,000,000
1344	PT. TRIDAYA JAYA MANUNGGAL	31-Jan	04.0-00611-2025	Guadeloupe	Pointe-a-Pitre	Frozen Parrotfish WGS	1,608.00	108,671,856
1345	PT. TRIDAYA JAYA MANUNGGAL	31-Jan	04.0-00611-2025	Guadeloupe	Pointe-a-Pitre	Frozen Red Snapper Fillets	1,800.00	234,504,000
1346	PT. TRIDAYA JAYA MANUNGGAL	31-Jan	04.0-00612-2025	Guadeloupe	Pointe-a-Pitre	Frozen Needlefish	4,490.00	204,735,020
1347	PT WINAROS KAWULA BAHARI	31-Jan	04.0-00613-2025	Netherlands	Rotterdam	Frozen Vannamei Nobashi Shrimp	400.00	59,616,000
1348	PT. REX CANNING	31-Jan	04.0-00614-2025	United States	New York	CANNED SNAIL IN BRINE	14,861.00	1,351,741,699
1349	PT. REX CANNING	31-Jan	04.0-00615-2025	Canada	Vancouver	CANNED SNAIL IN BRINE	20,160.00	1,988,017,920
1350	PT. TRIDAYA JAYA MANUNGGAL	31-Jan	04.0-00616-2025	Guadeloupe	Pointe-a-Pitre	Frozen Red Snapper Steak	960.00	109,435,200
1351	PT. TRIDAYA JAYA MANUNGGAL	31-Jan	04.0-00616-2025	Guadeloupe	Pointe-a-Pitre	Frozen Parrotfish WGS	5,200.00	351,426,400
1352	PT. TRIDAYA JAYA MANUNGGAL	31-Jan	04.0-00616-2025	Guadeloupe	Pointe-a-Pitre	Frozen Red Snapper Fillets	1,200.00	156,336,000
1353	PT. TRIDAYA JAYA MANUNGGAL	31-Jan	04.0-00617-2025	Guadeloupe	Pointe-a-Pitre	Frozen Needlefish	980.00	44,686,040
1354	PT. SAMUDRA KENCANA MINA	31-Jan	P8/KI-D1/04.0/I/2025/000234	Thailand	Songkhla	FROZEN WHOLE ROUND LIZARD FISH	25,000.00	386,750,000
1355	PT. TRIDAYA JAYA MANUNGGAL	31-Jan	04.0-00618-2025	Guadeloupe	Pointe-a-Pitre	Frozen Octopus Ball Type	384.00	28,140,288
1356	PT. ANEKA TUNA INDONESIA	31-Jan	04.0-00619-2025	Japan	Tomakomai	CANNED TUNA	6,021.12	534,850,068
1357	PT. ANEKA TUNA INDONESIA	31-Jan	04.0-00619-2025	Japan	Tomakomai	CANNED TUNA	860.16	83,135,324
1358	PT WINAROS KAWULA BAHARI	31-Jan	04.0-00620-2025	United States	Los Angeles	White Cooked Vannamei Frozen Shrimp	907.19	113,399,657
1359	PT WINAROS KAWULA BAHARI	31-Jan	04.0-00620-2025	United States	Los Angeles	White Vannamei Sushi Ebi	2,951.00	812,590,311

No.	NAMA UPI	TERBIT HC	NO. HC MUTU	NEGARA TUJUAN	PEL. TUJUAN	NAMA PRODUK	VOLUME (KG)	NILAI (RP)
1360	CV. JAVA FISH	31-Jan	P8/KI-D1/04.0/1/2025/000263	Singapore	Singapore Changi	FROZEN SPANISH MACKEREL	175.00	5,250,000
1361	CV. JAVA FISH	31-Jan	P8/KI-D1/04.0/1/2025/000263	Singapore	Singapore Changi	GROUPEL	1,750.00	61,250,000
1362	CV. JAVA FISH	31-Jan	P8/KI-D1/04.0/1/2025/000263	Singapore	Singapore Changi	RED SNAPPER	70.00	3,150,000
1363	CV. JAVA FISH	31-Jan	P8/KI-D1/04.0/1/2025/000263	Singapore	Singapore Changi	SILVER POMFRET	2,800.00	154,000,000
1364	CV. JAVA FISH	31-Jan	P8/KI-D1/04.0/1/2025/000263	Singapore	Singapore Changi	FLATFISH	70.00	1,750,000
1365	CV. JAVA FISH	31-Jan	P8/KI-D1/04.0/1/2025/000263	Singapore	Singapore Changi	Goldband Snapper	700.00	28,000,000
1366	CV. JAVA FISH	31-Jan	P8/KI-D1/04.0/1/2025/000263	Singapore	Singapore Changi	BARRAMUNDI SKIN ON	105.00	3,150,000
1367	CV. JAVA FISH	31-Jan	P8/KI-D1/04.0/1/2025/000263	Singapore	Singapore Changi	THREADFIN BLUE	2,520.00	88,200,000
1368	CV. JAVA FISH	31-Jan	P8/KI-D1/04.0/1/2025/000263	Singapore	Singapore Changi	SAND WHITING FISH	1,050.00	26,250,000
1369	CV. JAVA FISH	31-Jan	P8/KI-D1/04.0/1/2025/000263	Singapore	Singapore Changi	FRESH LEATHER JACKET FISH	70.00	2,450,000
1370	PT WINAROS KAWULA BAHARI	31-Jan	04.0-00621-2025	United States	Los Angeles	White Vannamei Sushi Ebi	9,370.00	2,331,827,570
1371	PT WINAROS KAWULA BAHARI	31-Jan	04.0-00622-2025	United States	Los Angeles	White Raw Vannamei PND	453.60	51,839,676
1372	PT WINAROS KAWULA BAHARI	31-Jan	04.0-00622-2025	United States	Los Angeles	White Vannamei Nobashi Ebi	7,910.00	1,322,662,740
1373	CV. PESONA MANDIRI	31-Jan	P8/KI-D1/04.0/1/2025/000262	Malaysia	Penang	FROZEN TREVALLY FISH	19,254.50	405,499,770
1374	PT. ANEKA TUNA INDONESIA	31-Jan	04.0-00623-2025	Japan	Sendai, Kagoshima	CANNED TUNA	4,730.88	421,611,295
1375	PT. ANEKA TUNA INDONESIA	31-Jan	04.0-00623-2025	Japan	Sendai, Kagoshima	CANNED TUNA	2,150.40	207,838,310
1376	PT. ANEKA TUNA INDONESIA	31-Jan	04.0-00624-2025	Japan	Sendai, Kagoshima	POUCHED TUNA	691.20	63,743,846
1377	PT. ANEKA TUNA INDONESIA	31-Jan	04.0-00624-2025	Japan	Sendai, Kagoshima	POUCHED TUNA	691.20	68,087,347
1378	PT. ANEKA TUNA INDONESIA	31-Jan	04.0-00625-2025	Japan	Sendai, Kagoshima	CANNED TUNA	8,064.00	723,115,008
1379	PT. ANEKA TUNA INDONESIA	31-Jan	04.0-00626-2025	Japan	Shimizu	CANNED TUNA	3,870.72	350,551,757
1380	PT. ANEKA TUNA INDONESIA	31-Jan	04.0-00626-2025	Japan	Shimizu	CANNED TUNA	14,622.72	1,241,746,760
1381	PT. SOUTHERN MARINE PRODUCTS	31-Jan	P8/KI-D1/04.0/1/2025/000261	Malaysia	Pasir Gudang, Johor	FROZEN FISH PASTE	20,000.00	1,000,000,000
1382	PT. SINDABAD MARINE PIONEER	31-Jan	04.0-00627-2025	China	Shanghai	FROZEN FLYING FISH ROE	20,000.00	4,050,000,000
1383	CV. JAVA FISH	31-Jan	P8/KI-D1/04.0/1/2025/000265	Singapore	Singapore Changi	SLIPPER LOBSTER	100.00	6,000,000
1384	CV. JAVA FISH	31-Jan	P8/KI-D1/04.0/1/2025/000265	Singapore	Singapore Changi	FRESH WHITE SHRIMP	3,140.00	157,000,000
1385	PT Sekar Bumi Tbk	31-Jan	04.0-00628-2025	United States	New York	VANNAMEI RAW EZ PEEL IQF SHRIMP	15,876.00	2,581,104,204
1386	PT. ANEKA TUNA INDONESIA	31-Jan	04.0-00629-2025	Japan	Tomakomai	POUCHED TUNA	691.20	63,743,846
1387	PT. ANEKA TUNA INDONESIA	31-Jan	04.0-00629-2025	Japan	Tomakomai	POUCHED TUNA	691.20	68,087,347
1388	PT. BUMI MENARA INTERNUSA DAMPIT	31-Jan	04.0-00630-2025	Netherlands	Rotterdam	FROZEN RAW SHRIMP	17,000.00	2,128,145,000
1389	PT Sekar Bumi Tbk	31-Jan	04.0-00631-2025	United States	Jacksonville	FROZEN VANNAMEI COOKED PD TAIL ON IQF SHRIMP	16,350.01	2,229,471,014
1390	PT Sekar Bumi Tbk	31-Jan	04.0-00632-2025	United States	New York	VANNAMEI COOKED PD TAIL OFF IQF SHRIMP	15,431.47	1,819,879,552
1391	PT. ANEKA TUNA INDONESIA	31-Jan	04.0-00633-2025	Japan	Niigata	CANNED TUNA	5,644.80	506,180,506
1392	PT. ANEKA TUNA INDONESIA	31-Jan	04.0-00633-2025	Japan	Niigata	CANNED TUNA	2,419.20	234,575,309
1393	PT. INTI LAUTAN FAJAR ABADI	31-Jan	P8/KI-D1/04.0/1/2025/000273	Malaysia	Penang	RED SNAPPER BONES	24,000.00	199,272,000
1394	PT. ANEKA TUNA INDONESIA	31-Jan	04.0-00634-2025	Japan	Shimizu	CANNED TUNA	7,902.72	723,944,471
1395	PT. ANEKA TUNA INDONESIA	31-Jan	04.0-00634-2025	Japan	Shimizu	CANNED TUNA	2,822.40	272,096,294
1396	PT. REX CANNING	31-Jan	04.0-00635-2025	Canada	Vancouver	CANNED SNAIL IN BRINE	14,400.00	1,187,510,400
1397	PT. ANEKA TUNA INDONESIA	31-Jan	04.0-00636-2025	Japan	Naha, Okinawa	CANNED TUNA	5,241.60	542,411,251
1398	CV. PESONA MANDIRI	31-Jan	04.0-00637-2025	China	Xiamen	FROZEN RIBBON FISH	25,650.00	1,174,287,780

No.	NAMA UPI	TERBIT HC	NO. HC MUTU	NEGARA TUJUAN	PEL. TUJUAN	NAMA PRODUK	VOLUME (KG)	NILAI (RP)
1399	PT. GRAHAMAKMUR CIPTAPRATAMA	31-Jan	04.0-00638-2025	United States	New York	FROZEN RAW VANNAMEI PEELED DEVEINED TAIL ON	14,755.00	2,750,420,530
1400	PT. VARIA NIAGA NUSANTARA	31-Jan	04.0-00639-2025	United Kingdom (GB)	Southampton	FROZEN RED SNAPPER FILLETS	4,385.00	670,177,090
1401	PT. VARIA NIAGA NUSANTARA	31-Jan	04.0-00639-2025	United Kingdom (GB)	Southampton	FROZEN RED SNAPPER PORTIONS	3,088.80	502,207,992
1402	PT. VARIA NIAGA NUSANTARA	31-Jan	04.0-00640-2025	United Kingdom (GB)	Southampton	FROZEN LITTLE TUNA WHOLE ROUND	1,500.00	51,214,500
1403	PT WINAROS KAWULA BAHARI	31-Jan	P8/KI-D1/04.0/I/2025/000269	Hong Kong	Hong Kong	White Vannamei Nobashi Ebi	12,240.00	1,817,640,000
1404	CV. PESONA MANDIRI	31-Jan	04.0-00641-2025	China	Xiamen	FROZEN RIBBON FISH	25,650.00	1,181,603,160
1405	CV. TIRTA SURYA SRI REJEKI	31-Jan	04.0-00642-2025	China	Qingdao	SALT JELLYFISH	13,390.00	200,850,000
1406	CV. TIRTA SURYA SRI REJEKI	31-Jan	04.0-00643-2025	China	Qingdao	SALT JELLYFISH	13,390.00	200,850,000
1407	CV. TIRTA SURYA SRI REJEKI	31-Jan	04.0-00644-2025	China	Qingdao	SALT JELLYFISH	13,000.00	195,000,000
1408	CV. PESONA MANDIRI	31-Jan	04.0-00645-2025	China	Xiamen	FROZEN RIBBON FISH	25,650.00	1,139,242,185
1409	CV. TIRTA SURYA SRI REJEKI	31-Jan	04.0-00646-2025	China	Qingdao	SALT JELLYFISH	13,000.00	195,000,000
1410	CV. TIRTA SURYA SRI REJEKI	31-Jan	04.0-00647-2025	China	Qingdao	SALT JELLYFISH	13,000.00	195,000,000
1411	PT WINAROS KAWULA BAHARI	31-Jan	P8/KI-D1/04.0/I/2025/000270	Hong Kong	Hong Kong	White Vannamei Sushi Ebi Without Tail	2,500.00	522,450,000
1412	PT. GRAHAMAKMUR CIPTAPRATAMA	31-Jan	P8/KI-D1/04.0/I/2025/000274	Trinidad & Tobago	Point Lisas	FROZEN RAW VANNAMEI HEADLESS SHELL ON EASY PEEL	6,900.80	965,242,499
1413	PT. GRAHAMAKMUR CIPTAPRATAMA	31-Jan	P8/KI-D1/04.0/I/2025/000274	Trinidad & Tobago	Point Lisas	FROZEN RAW VANNAMEI PEELED DEVEINED TAIL OFF	8,308.20	1,065,717,739
1414	PT. GRAHAMAKMUR CIPTAPRATAMA	31-Jan	P8/KI-D1/04.0/I/2025/000274	Trinidad & Tobago	Point Lisas	FROZEN RAW VANNAMEI PEELED DEVEINED TAIL ON	2,497.00	388,558,170
1415	PT. ANEKA TUNA INDONESIA	31-Jan	04.0-00648-2025	Japan	Shimizu	POUCHED TUNA	3,456.00	298,401,408
1416	PT. ANEKA TUNA INDONESIA	31-Jan	04.0-00648-2025	Japan	Shimizu	POUCHED TUNA	691.20	61,516,800
1417	PT. ANEKA TUNA INDONESIA	31-Jan	04.0-00648-2025	Japan	Shimizu	SAMPLE OF POUCHED TUNA	0.40	36,000
1418	PT. ANEKA TUNA INDONESIA	31-Jan	04.0-00648-2025	Japan	Shimizu	SAMPLE OF POUCHED TUNA	0.20	19,200
1419	PT. ANEKA TUNA INDONESIA	31-Jan	04.0-00649-2025	Japan	Shimizu	CANNED TUNA	13,547.52	1,184,595,149
1420	PT. REX CANNING	31-Jan	04.0-00650-2025	France	Le Havre	CANNED CRABMEAT IN BRINE	13,056.00	2,160,624,384
1421	PT. VARIA NIAGA NUSANTARA	31-Jan	04.0-00651-2025	United Kingdom (GB)	Southampton	FROZEN CATFISH WHOLE GUTTED	9,780.00	278,270,340
1422	PT. VARIA NIAGA NUSANTARA	31-Jan	04.0-00651-2025	United Kingdom (GB)	Southampton	FROZEN MILKFISH WHOLE ROUND	1,500.00	40,240,500
1423	PT. TRIDAYA JAYA MANUNGGAL	31-Jan	P8/KI-D1/04.0/I/2025/000275	Australia	Sydney	FROZEN KING SNAPPER PORTION	13,020.00	2,219,792,820
1424	CV. MARINA SEJAHTERA	31-Jan	04.0-00652-2025	Vietnam	Ho Chi Minh City	FROZEN TUNA YELLOW FIN WHOLE ROUND Grade B or C	27,490.10	467,331,700
1425	CV. MARINA SEJAHTERA	31-Jan	04.0-00653-2025	Vietnam	Ho Chi Minh City	FROZEN TUNA YELLOW FIN WHOLE ROUND Grade B or C	23,533.10	329,463,400
1426	CV. MARINA SEJAHTERA	31-Jan	04.0-00654-2025	Vietnam	Ho Chi Minh City	FROZEN MARLIN	4,000.00	188,000,000
1427	CV. PESONA MANDIRI	1-Feb	04.0-00655-2025	China	Xiamen	FROZEN LEATHER JACKET FISH	2,604.10	127,045,445
1428	CV. PESONA MANDIRI	1-Feb	04.0-00655-2025	China	Xiamen	FROZEN MALABAR SNAPPER	4,083.40	138,058,937
1429	CV. PESONA MANDIRI	1-Feb	04.0-00655-2025	China	Xiamen	FROZEN THREADFIN FISH	17,308.70	612,241,606
1430	CV. PESONA MANDIRI	1-Feb	04.0-00655-2025	China	Xiamen	FROZEN CONGER EEL	3,614.70	92,617,289

No.	NAMA UPI	TERBIT HC	NO. HC MUTU	NEGARA TUJUAN	PEL. TUJUAN	NAMA PRODUK	VOLUME (KG)	NILAI (RP)
1431	PT ANEKA SAKANA INDONESIA	1-Feb	P8/KI-D1/04.0/II/2025/000276	Thailand	Lat Krabang	FROZEN YELLOWFIN TUNA WHOLE ROUND	24,500.00	490,000,000
1432	PT ANEKA SAKANA INDONESIA	1-Feb	P8/KI-D1/04.0/II/2025/000276	Thailand	Lat Krabang	FROZEN BIGEYE TUNA WHOLE ROUND	500.00	10,000,000
1433	PT. SINDABAD MARINE PIONEER	1-Feb	04.0-00656-2025	Taiwan	Keelung (Chilung)	FROZEN FLYING FISH ROE	19,300.00	3,271,350,000
1434	PT. AMARTA CARRAGEENAN INDONESIA	1-Feb	04.0-00657-2025	United States	Orlando	SRC (CARRAGEENAN KAPPA)	10,000.00	2,282,000,000
1435	CV. PESONA MANDIRI	1-Feb	04.0-00658-2025	China	Mawei	FROZEN RIBBON FISH	8,605.20	194,243,459
1436	CV. PESONA MANDIRI	1-Feb	04.0-00658-2025	China	Mawei	FROZEN TREVALLY FISH	7,734.70	155,535,535
1437	CV. PESONA MANDIRI	1-Feb	04.0-00658-2025	China	Mawei	FROZEN THREADFIN BREEM	11,162.40	243,893,975
1438	PT. CITA RASA SUKSES	1-Feb	P8/KI-D1/04.0/II/2025/000277	Singapore	Singapore Changi	Food Flavouring Material SO	650.00	66,624,350
1439	PT. SUKSES LAUTAN INDONESIA	1-Feb	04.0-00659-2025	United States	Miami	FROZEN SCARLET SNAPPER FILLET SKIN ON	2,705.84	615,267,428
1440	PT. SUKSES LAUTAN INDONESIA	1-Feb	04.0-00659-2025	United States	Miami	Frozen Snapper Skin On	12,852.74	2,431,905,494
1441	PT. SUKSES LAUTAN INDONESIA	1-Feb	04.0-00659-2025	United States	Miami	FROZEN GROUPER FILLET SKIN LESS	3,473.10	980,431,818
1442	PT. SURYA ALAM TUNGGAL	1-Feb	04.0-00660-2025	United States	New York	RAW & PEELED VANNAMEI	15,422.30	2,502,777,111
1443	PT. TRIDAYA JAYA MANUNGGAL	1-Feb	04.0-00661-2025	United States	New York	Frozen Snapper WGGGS	3,268.80	444,690,821
1444	PT. TRIDAYA JAYA MANUNGGAL	1-Feb	04.0-00661-2025	United States	New York	Frozen Crimson Fillet	5,947.40	1,115,369,449
1445	PT. TRIDAYA JAYA MANUNGGAL	1-Feb	04.0-00661-2025	United States	New York	Frozen Snapper Fillet	6,968.90	1,514,627,695
1446	PT. TRIDAYA JAYA MANUNGGAL	1-Feb	04.0-00661-2025	United States	New York	Frozen Grouper Fillets	1,071.44	272,414,691
1447	PT. SURYA ALAM TUNGGAL	1-Feb	04.0-00662-2025	United States	New York	RAW HEADLESS EASY PEELED VANNAMEI	14,968.70	1,967,785,302
1448	CV. MARINA SEJAHTERA	1-Feb	04.0-00663-2025	United States	Los Angeles	FROZEN MEDLEY TENTACLE	27.00	1,269,000
1449	CV. MARINA SEJAHTERA	1-Feb	04.0-00663-2025	United States	Los Angeles	FROZEN OCTOPUS	4,500.00	211,500,000
1450	CV. MARINA SEJAHTERA	1-Feb	04.0-00663-2025	United States	Los Angeles	FROZEN OCTOPUS BALLTYPE	4,320.00	203,040,000
1451	CV. MARINA SEJAHTERA	1-Feb	04.0-00663-2025	United States	Los Angeles	FROZEN OCTOPUS FLOWER TYPE	4,023.00	189,081,000
1452	CV. MARINA SEJAHTERA	1-Feb	04.0-00663-2025	United States	Los Angeles	FROZEN MEDLEY WHOLE	49.50	2,326,500
1453	CV. MARINA SEJAHTERA	1-Feb	04.0-00664-2025	United States	Los Angeles	FROZEN RED SNAPPER STEAK TYPE	1,879.56	88,339,320
1454	CV. MARINA SEJAHTERA	1-Feb	04.0-00664-2025	United States	Los Angeles	FROZEN RED SNAPPER WGGGS TYPE	1,162.24	54,625,280
1455	PT WINAROS KAWULA BAHARI	3-Feb	04.0-00665-2025	Netherlands	Rotterdam	Frozen Vannamei Sushi Shrimp	12,718.00	3,295,271,954
1456	CV. JAVA FISH	3-Feb	P8/KI-D1/04.0/II/2025/000278	Singapore	Singapore Changi	FROZEN SPANISH MACKEREL	175.00	5,250,000
1457	CV. JAVA FISH	3-Feb	P8/KI-D1/04.0/II/2025/000278	Singapore	Singapore Changi	GROUPER	1,750.00	61,250,000
1458	CV. JAVA FISH	3-Feb	P8/KI-D1/04.0/II/2025/000278	Singapore	Singapore Changi	RED SNAPPER	70.00	3,150,000
1459	CV. JAVA FISH	3-Feb	P8/KI-D1/04.0/II/2025/000278	Singapore	Singapore Changi	SILVER POMFRET	2,800.00	154,000,000
1460	CV. JAVA FISH	3-Feb	P8/KI-D1/04.0/II/2025/000278	Singapore	Singapore Changi	FLATFISH	70.00	1,750,000
1461	CV. JAVA FISH	3-Feb	P8/KI-D1/04.0/II/2025/000278	Singapore	Singapore Changi	Goldband Snapper	700.00	28,000,000
1462	CV. JAVA FISH	3-Feb	P8/KI-D1/04.0/II/2025/000278	Singapore	Singapore Changi	BARRAMUNDI SKIN ON	105.00	3,150,000
1463	CV. JAVA FISH	3-Feb	P8/KI-D1/04.0/II/2025/000278	Singapore	Singapore Changi	THREADFIN BLUE	2,555.00	89,425,000
1464	CV. JAVA FISH	3-Feb	P8/KI-D1/04.0/II/2025/000278	Singapore	Singapore Changi	SAND WHITING FISH	1,050.00	26,250,000
1465	CV. JAVA FISH	3-Feb	P8/KI-D1/04.0/II/2025/000278	Singapore	Singapore Changi	FRESH LEATHER JACKET FISH	70.00	2,450,000
1466	PT. Keong Nusantara Abadi	3-Feb	P8/KI-D1/04.0/II/2025/000279	Singapore	Singapore Changi	CANNED SNAIL MEAT	960.00	76,200,000

No.	NAMA UPI	TERBIT HC	NO. HC MUTU	NEGARA TUJUAN	PEL. TUJUAN	NAMA PRODUK	VOLUME (KG)	NILAI (RP)
1467	CV. JAVA FISH	3-Feb	P8/KI-D1/04.0/II/2025/000280	Singapore	Singapore Changi	SLIPPER LOBSTER	100.00	6,000,000
1468	CV. JAVA FISH	3-Feb	P8/KI-D1/04.0/II/2025/000280	Singapore	Singapore Changi	FRESH WHITE SHRIMP	3,260.00	163,000,000
1469	PT. CENTRAM	3-Feb	P8/KI-D1/04.0/II/2025/000281	China	Shanghai	CARRAGEENAN	800.00	208,060,800
1470	CV. JAVA FISH	3-Feb	P8/KI-D1/04.0/II/2025/000282	Singapore	Singapore Changi	Hairtail	925.00	41,625,000
1471	CV. JAVA FISH	3-Feb	P8/KI-D1/04.0/II/2025/000282	Singapore	Singapore Changi	TENGGIRI	1,500.00	60,000,000
1472	PT. ANEKA TUNA INDONESIA	3-Feb	P8/KI-D1/04.0/II/2025/000283	Australia	Sydney	POUCHED TUNA	9,728.00	676,990,976
1473	PT. ANEKA TUNA INDONESIA	3-Feb	P8/KI-D1/04.0/II/2025/000284	Australia	Sydney	CANNED TUNA	6,609.60	376,555,522
1474	PT. BUMI MENARA INTERNUSA DAMPIT	3-Feb	04.0-00666-2025	Netherlands	Rotterdam	FROZEN RAW SHRIMP	17,000.00	2,128,145,000
1475	PT WINAROS KAWULA BAHARI	3-Feb	04.0-00667-2025	Japan	Tokyo	White Raw Vannamei Frozen Shrimp	4,727.20	640,956,321
1476	PT WINAROS KAWULA BAHARI	3-Feb	04.0-00667-2025	Japan	Tokyo	White Vannamei Nobashi Ebi	9,147.96	1,424,877,102
1477	PT. ANEKA TUNA INDONESIA	3-Feb	04.0-00668-2025	United Kingdom (GB)	Felixstowe	POUCHED TUNA	16,120.00	1,098,239,480
1478	CV. TIRTA SURYA SRI REJEKI	3-Feb	P8/KI-D1/04.0/II/2025/000285	Hong Kong	Hong Kong	DRIED SEA CUCUMBER	29.03	4,209,350
1479	CV. TIRTA SURYA SRI REJEKI	3-Feb	P8/KI-D1/04.0/II/2025/000285	Hong Kong	Hong Kong	DRIED SEA CUCUMBER	444.34	64,429,300
1480	CV. TIRTA SURYA SRI REJEKI	3-Feb	P8/KI-D1/04.0/II/2025/000285	Hong Kong	Hong Kong	DRIED SEA CUCUMBER	31.50	4,567,500
1481	PT WINAROS KAWULA BAHARI	3-Feb	04.0-00669-2025	Japan	Tokyo	White Vannamei Ebi Fry	232.00	34,891,640
1482	PT WINAROS KAWULA BAHARI	3-Feb	04.0-00670-2025	Japan	Kobe	White Raw Vannamei Frozen Shrimp	13,560.00	1,960,681,080
1483	PT. VARIA NIAGA NUSANTARA	3-Feb	04.0-00671-2025	Belgium	Antwerpen	FROZEN CATFISH WHOLE GUTTED	18,603.00	558,090,000
1484	PT. BUMI MENARA INTERNUSA DAMPIT	3-Feb	04.0-00673-2025	United States	Savannah	FROZEN VALUE ADDED SEAFOOD PRODUCT	15,363.36	1,876,204,250
1485	PT. AMARTA CARRAGEENAN INDONESIA	3-Feb	P8/KI-D1/04.0/II/2025/000286	Brazil	Santos	SRC (CARRAGEENAN KAPPA)	8,000.00	870,400,000
1486	PT. PHILLIPS SEAFOODS INDONESIA	3-Feb	04.0-00674-2025	Canada	Montreal	FROZEN VALUE ADDED SQUID	11,676.80	1,618,439,510
1487	PT. SEKAR LAUT, TBK.	3-Feb	04.0-00672-2025	Netherlands	Rotterdam	SHRIMP CRACKERS	15,725.00	745,915,375
1488	PT. SEKAR LAUT, TBK.	3-Feb	04.0-00675-2025	Netherlands	Rotterdam	SHRIMP CRACKERS	16,187.50	744,026,063
1489	PT. REX CANNING	3-Feb	P8/KI-D1/04.0/II/2025/000287	Australia	Sydney	CANNED CRABMEAT IN BRINE	4,080.00	399,109,680
1490	CV. MARINA SEJAHTERA	3-Feb	04.0-00676-2025	Japan	Tokyo	FROZEN SHRIMP	8,424.00	311,688,000
1491	PT ANEKA SAKANA INDONESIA	3-Feb	04.0-00677-2025	Japan	Shimizu	FROZEN SKIPJACK TUNA WHOLE ROUND	25,000.00	500,000,000
1492	PT. MEGA MARINE PRIDE	3-Feb	04.0-00679-2025	Japan	Tokyo	FROZEN RED ARGENTINA SHRIMP	9,185.20	2,598,897,229
1493	PT. VARIA NIAGA NUSANTARA	3-Feb	04.0-00680-2025	France	Le Havre	FROZEN LONGTAIL TUNA TONGGOL SLICES	20,200.00	1,030,200,000
1494	PT. VARIA NIAGA NUSANTARA	3-Feb	04.0-00681-2025	France	Le Havre	FROZEN RED SNAPPER SLICES	9,680.00	1,064,800,000
1495	PT. VARIA NIAGA NUSANTARA	3-Feb	04.0-00681-2025	France	Le Havre	FROZEN EMPEROR SLICES	9,688.00	697,536,000
1496	PT. BARAMUDA BAHARI	3-Feb	04.0-00682-2025	Korea (South)	Busan (ex Pusan)	FROZEN NORTHERN SHRIMP MEAT (PTO)	5,880.00	1,703,153,760
1497	PT. FUYUAN BIOLOGI TECHNOLOGY	3-Feb	P8/KI-D1/04.0/II/2025/000288	Thailand	Suvarnabhumi International Apt	AGAR POWDER	1.00	32,300
1498	PT. REX CANNING	3-Feb	04.0-00678-2025	United States	Miami	CANNED SNAIL IN BRINE	16,218.00	1,473,762,096
1499	CV. MARINA SEJAHTERA	3-Feb	04.0-00683-2025	Taiwan	Taipei	FRESH SPANISH MACKERELS	875.00	76,125,000

No.	NAMA UPI	TERBIT HC	NO. HC MUTU	NEGARA TUJUAN	PEL. TUJUAN	NAMA PRODUK	VOLUME (KG)	NILAI (RP)
1500	PT BAHARI INTI NUSANTARA	3-Feb	04.0-00684-2025	China	Qingdao	SALTED JELLYFISH	14,028.00	252,504,000
1501	PT BAHARI INTI NUSANTARA	3-Feb	04.0-00685-2025	China	Qingdao	SALTED JELLYFISH	14,140.00	254,520,000
1502	PT BAHARI INTI NUSANTARA	3-Feb	04.0-00686-2025	China	Qingdao	SALTED JELLYFISH	14,140.00	254,520,000
1503	PT. MEGA MARINE PRIDE	3-Feb	04.0-00687-2025	Korea (South)	Busan (ex Pusan)	FROZEN RED ARGENTINA SHRIMP	15,520.00	3,039,669,600
1504	CV. MARINA SEJAHTERA	3-Feb	P8/KI-D1/04.0/II/2025/000289	Philippines	Manila	Frozen Mahi-mahi Skin-on Fillet	2.00	96,000
1505	CV. MARINA SEJAHTERA	3-Feb	P8/KI-D1/04.0/II/2025/000289	Philippines	Manila	Frozen Barramundi Skin-on Fillet	2.00	94,000
1506	CV. MARINA SEJAHTERA	3-Feb	P8/KI-D1/04.0/II/2025/000289	Philippines	Manila	Frozen Red Snapper Skin-on Fillet	2.00	94,000
1507	CV. MARINA SEJAHTERA	3-Feb	P8/KI-D1/04.0/II/2025/000290	Philippines	Manila	Frozen Blue Swimmer Crab Whole	2.00	128,000
1508	UD. PIALA	4-Feb	04.0-00688-2025	Japan	Nagoya, Aichi	FROZEN SHRIMP	11,880.00	2,201,720,400
1509	PT. BUMI MENARA INTERNUSA DAMPIT	4-Feb	04.0-00689-2025	Netherlands	Rotterdam	FROZEN RAW SHRIMP	17,000.00	2,128,145,000
1510	PT WINAROS KAWULA BAHARI	4-Feb	04.0-00690-2025	Japan	Narita Apt/Tokyo	White Vannamei Nobashi Ebi	2.70	440,424
1511	PT. ANEKA TUNA INDONESIA	4-Feb	P8/KI-D1/04.0/II/2025/000295	Australia	Sydney	CANNED TUNA	24,897.60	2,835,687,254
1512	PT. SEKAR LAUT, TBK.	4-Feb	04.0-00691-2025	Norway	Oslo	FRIED SHRIMP CRACKERS	1,724.80	226,478,314
1513	PT. ANEKA TUNA INDONESIA	4-Feb	P8/KI-D1/04.0/II/2025/000294	Australia	Melbourne	CANNED TUNA	25,855.20	2,873,986,466
1514	PT. ANEKA TUNA INDONESIA	4-Feb	P8/KI-D1/04.0/II/2025/000294	Australia	Melbourne	SAMPLE OF CANNED TUNA	0.86	95,039
1515	PT. SEKAR KATOKICHI	4-Feb	04.0-00692-2025	United States	Houston	Raw Breaded Aligned Butterfly Tail On Vannamei Shrimp	15,526.80	1,497,653,021
1516	PT. ANEKA TUNA INDONESIA	4-Feb	P8/KI-D1/04.0/II/2025/000296	Australia	Melbourne	CANNED TUNA	14,688.00	1,170,427,968
1517	PT. ANEKA TUNA INDONESIA	4-Feb	P8/KI-D1/04.0/II/2025/000296	Australia	Melbourne	SAMPLE OF CANNED TUNA	1.28	101,677
1518	CV. JAVA FISH	4-Feb	P8/KI-D1/04.0/II/2025/000293	Singapore	Singapore Changi	SLIPPER LOBSTER	100.00	6,000,000
1519	CV. JAVA FISH	4-Feb	P8/KI-D1/04.0/II/2025/000293	Singapore	Singapore Changi	FRESH WHITE SHRIMP	3,300.00	165,000,000
1520	CV. JAVA FISH	4-Feb	P8/KI-D1/04.0/II/2025/000292	Singapore	Singapore Changi	Hairtail	1,025.00	46,125,000
1521	CV. JAVA FISH	4-Feb	P8/KI-D1/04.0/II/2025/000292	Singapore	Singapore Changi	TENGGIRI	1,500.00	60,000,000
1522	PT. BUMI MENARA INTERNUSA DAMPIT	4-Feb	04.0-00693-2025	United States	Savannah	FROZEN VALUE ADDED SEAFOOD PRODUCT	15,052.82	1,661,921,645
1523	CV. JAVA FISH	4-Feb	P8/KI-D1/04.0/II/2025/000291	Singapore	Singapore Changi	FROZEN SPANISH MACKEREL	175.00	5,250,000
1524	CV. JAVA FISH	4-Feb	P8/KI-D1/04.0/II/2025/000291	Singapore	Singapore Changi	GROUPEr	1,750.00	61,250,000
1525	CV. JAVA FISH	4-Feb	P8/KI-D1/04.0/II/2025/000291	Singapore	Singapore Changi	RED SNAPPER	70.00	3,150,000
1526	CV. JAVA FISH	4-Feb	P8/KI-D1/04.0/II/2025/000291	Singapore	Singapore Changi	SILVER POMFRET	2,800.00	154,000,000
1527	CV. JAVA FISH	4-Feb	P8/KI-D1/04.0/II/2025/000291	Singapore	Singapore Changi	FLATFISH	70.00	1,750,000
1528	CV. JAVA FISH	4-Feb	P8/KI-D1/04.0/II/2025/000291	Singapore	Singapore Changi	Goldband Snapper	700.00	28,000,000
1529	CV. JAVA FISH	4-Feb	P8/KI-D1/04.0/II/2025/000291	Singapore	Singapore Changi	BARRAMUNDI SKIN ON	105.00	3,150,000
1530	CV. JAVA FISH	4-Feb	P8/KI-D1/04.0/II/2025/000291	Singapore	Singapore Changi	THREADFIN BLUE	2,170.00	75,950,000
1531	CV. JAVA FISH	4-Feb	P8/KI-D1/04.0/II/2025/000291	Singapore	Singapore Changi	SAND WHITING FISH	1,050.00	26,250,000
1532	CV. JAVA FISH	4-Feb	P8/KI-D1/04.0/II/2025/000291	Singapore	Singapore Changi	FRESH LEATHER JACKET FISH	70.00	2,450,000
1533	CV. MARINA SEJAHTERA	4-Feb	04.0-00694-2025	China	Xiamen	FRESH BELT FISH	4,500.00	211,500,000
1534	PT. REX CANNING	4-Feb	04.0-00695-2025	Canada	Vancouver	CANNED BABY CLAM IN BRINE	14,942.00	827,652,322
1535	PT. ANEKA TUNA INDONESIA	4-Feb	P8/KI-D1/04.0/II/2025/000297	United Arab Emirates	Dubai	SAMPLE OF CANNED TUNA	0.80	240,000
1536	PT. BUMI MENARA INTERNUSA DAMPIT	4-Feb	04.0-00696-2025	United States	New York	FROZEN FISH	19,976.00	3,097,598,416

No.	NAMA UPI	TERBIT HC	NO. HC MUTU	NEGARA TUJUAN	PEL. TUJUAN	NAMA PRODUK	VOLUME (KG)	NILAI (RP)
1537	PT Sekar Bumi Tbk	4-Feb	04.0-00697-2025	United States	Chicago	FROZEN VANNAMEI COOKED PD TAIL ON IQF SHRIMP	14,968.80	2,276,065,915
1538	PT. SUMBER PANGAN NUSANTARA	4-Feb	04.0-00698-2025	Belgium	Antwerpen	Fresh Frozen Froglegs	11,984.80	2,111,853,593
1539	PT Sekar Bumi Tbk	4-Feb	04.0-00699-2025	United States	New York	VANNAMEI RAW PD TAIL ON IQF SHRIMP	15,876.00	2,262,330,000
1540	PT Sekar Bumi Tbk	4-Feb	04.0-00700-2025	United States	New York	FROZEN VANNAMEI COOKED PD TAIL ON IQF SHRIMP	5,443.20	817,084,195
1541	PT. BUMI PANGAN SEJAHTERA	4-Feb	04.0-00701-2025	United States	New York	FROZEN SHRIMP VANNAMEI RAW PD TAIL ON IQF	15,876.00	2,073,945,384
1542	PT. SOUTHERN MARINE PRODUCTS	4-Feb	P8/KI-D1/04.0/II/2025/000298	Singapore	Singapore Container Terminal	FROZEN FISH PASTE	13,700.00	519,997,200
1543	PT. LEGONG BALI NUSANTARA	4-Feb	P8/KI-D1/04.0/II/2025/000299	Singapore	Singapore Changi	ALOHA CRACKERS KC LOS	624.00	42,120,000
1544	PT. LEGONG BALI NUSANTARA	4-Feb	P8/KI-D1/04.0/II/2025/000299	Singapore	Singapore Changi	ALOHA PRAWN CRACKERS	2,880.00	269,280,000
1545	PT. LEGONG BALI NUSANTARA	4-Feb	P8/KI-D1/04.0/II/2025/000299	Singapore	Singapore Changi	MINI PRAWN CRACKERS (ORANGE)	374.00	13,164,800
1546	PT. LEGONG BALI NUSANTARA	4-Feb	P8/KI-D1/04.0/II/2025/000299	Singapore	Singapore Changi	REGULAR PRAWN CRACKERS 500GR	5,955.00	220,335,000
1547	PT. LEGONG BALI NUSANTARA	4-Feb	P8/KI-D1/04.0/II/2025/000299	Singapore	Singapore Changi	STICK CRACKERS ALOHA BRAND	560.00	50,400,000
1548	PT. LEGONG BALI NUSANTARA	4-Feb	P8/KI-D1/04.0/II/2025/000299	Singapore	Singapore Changi	STICK NY.SIOE PRAWN CRACKERS	240.00	36,720,000
1549	CV. BAHARI MAKMUR	4-Feb	04.0-00702-2025	China	Huangpu Old Port	DRIED FISH MAW	2,265.00	532,275,000
1550	PT. VARIA NIAGA NUSANTARA	4-Feb	04.0-00703-2025	France	Le Havre	FROZEN LONGTILE TUNA SLICES	4,040.00	219,347,760
1551	PT. VARIA NIAGA NUSANTARA	4-Feb	04.0-00704-2025	France	Le Havre	FROZEN ALALUNGA TUNA LOINS	3,180.00	319,154,340
1552	PT. VARIA NIAGA NUSANTARA	4-Feb	04.0-00704-2025	France	Le Havre	FROZEN TUNA MINI STEAKS	1,010.00	99,705,180
1553	PT. VARIA NIAGA NUSANTARA	4-Feb	04.0-00704-2025	France	Le Havre	FROZEN TUNA STEAKS	2,970.00	322,509,330
1554	PT. VARIA NIAGA NUSANTARA	4-Feb	04.0-00705-2025	France	Le Havre	FROZEN RED SNAPPER SLICES	2,768.00	332,453,408
1555	PT. VARIA NIAGA NUSANTARA	4-Feb	04.0-00705-2025	France	Le Havre	FROZEN EMPEROR SLICES	5,504.00	421,089,024
1556	PT. MEGA MARINE PRIDE	4-Feb	04.0-00706-2025	Korea (South)	Incheon Intl Apt/Seoul	FROZEN RAW SHRIMPS	22.00	9,814,200
1557	PT Sekar Bumi Tbk	4-Feb	04.0-00707-2025	United States	New York	VANNAMEI RAW PD TAIL OFF IQF SHRIMP	10,432.80	1,523,001,010
1558	PT. Komodo Maju Pangan	5-Feb	04.0-00708-2025	Japan	Nagoya, Aichi	Shrimp Crackers	1,527.00	220,266,696
1559	PT. MAJU BERSAMA KARIB	5-Feb	04.0-00709-2025	United States	Baltimore	CANNED PASTEURIZED CRAB MEAT	7,216.78	3,789,177,556
1560	CV. JAVA FISH	5-Feb	P8/KI-D1/04.0/II/2025/000304	Singapore	Singapore Changi	FROZEN SPANISH MACKEREL	175.00	5,250,000
1561	CV. JAVA FISH	5-Feb	P8/KI-D1/04.0/II/2025/000304	Singapore	Singapore Changi	GROUPE	1,750.00	61,250,000
1562	CV. JAVA FISH	5-Feb	P8/KI-D1/04.0/II/2025/000304	Singapore	Singapore Changi	RED SNAPPER	70.00	3,150,000
1563	CV. JAVA FISH	5-Feb	P8/KI-D1/04.0/II/2025/000304	Singapore	Singapore Changi	SILVER POMFRET	2,800.00	154,000,000
1564	CV. JAVA FISH	5-Feb	P8/KI-D1/04.0/II/2025/000304	Singapore	Singapore Changi	FLATFISH	70.00	1,750,000
1565	CV. JAVA FISH	5-Feb	P8/KI-D1/04.0/II/2025/000304	Singapore	Singapore Changi	Goldband Snapper	700.00	28,000,000
1566	CV. JAVA FISH	5-Feb	P8/KI-D1/04.0/II/2025/000304	Singapore	Singapore Changi	BARRAMUNDI SKIN ON	105.00	3,150,000
1567	CV. JAVA FISH	5-Feb	P8/KI-D1/04.0/II/2025/000304	Singapore	Singapore Changi	THREADFIN BLUE	2,030.00	71,050,000
1568	CV. JAVA FISH	5-Feb	P8/KI-D1/04.0/II/2025/000304	Singapore	Singapore Changi	SAND WHITING FISH	1,050.00	26,250,000

No.	NAMA UPI	TERBIT HC	NO. HC MUTU	NEGARA TUJUAN	PEL. TUJUAN	NAMA PRODUK	VOLUME (KG)	NILAI (RP)
1569	CV. JAVA FISH	5-Feb	P8/KI-D1/04.0/II/2025/000304	Singapore	Singapore Changi	FRESH LEATHER JACKET FISH	70.00	2,450,000
1570	PT WINAROS KAWULA BAHARI	5-Feb	04.0-00710-2025	United States	Los Angeles	White Vannamei Nobashi Ebi	8,990.00	1,548,752,250
1571	PT GREEN ONE BIOTEKNOLOGY	5-Feb	P8/KI-D1/04.0/II/2025/000303	Spain	Vigo	SEMI REFINED CARRAGEENAN	25,000.00	2,719,750,000
1572	PT WINAROS KAWULA BAHARI	5-Feb	04.0-00711-2025	United States	Los Angeles	White Vannamei Sushi Ebi	1,501.00	422,939,772
1573	PT WINAROS KAWULA BAHARI	5-Feb	04.0-00711-2025	United States	Los Angeles	White Vannamei Sushi Ebi Broken	2,721.58	515,306,679
1574	PT. SEKAR KATOKICHI	5-Feb	04.0-00712-2025	United States	Houston	Raw Breaded Aligned Butterfly Tail On Vannamei Shrimp	15,526.80	1,497,653,021
1575	CV. JAVA FISH	5-Feb	P8/KI-D1/04.0/II/2025/000302	Singapore	Singapore Changi	SLIPPER LOBSTER	100.00	6,000,000
1576	CV. JAVA FISH	5-Feb	P8/KI-D1/04.0/II/2025/000302	Singapore	Singapore Changi	FRESH WHITE SHRIMP	3,180.00	159,000,000
1577	PT. ANEKA TUNA INDONESIA	5-Feb	04.0-00713-2025	Japan	Kanazawa	CANNED TUNA	6,451.20	578,492,006
1578	PT. ANEKA TUNA INDONESIA	5-Feb	04.0-00713-2025	Japan	Kanazawa	CANNED TUNA	1,612.80	156,383,539
1579	PT. ANEKA TUNA INDONESIA	5-Feb	04.0-00714-2025	Japan	Sendai, Kagoshima	CANNED TUNA	4,435.20	397,713,254
1580	PT. ANEKA TUNA INDONESIA	5-Feb	04.0-00714-2025	Japan	Sendai, Kagoshima	CANNED TUNA	3,628.80	351,862,963
1581	CV LEGONG BALI	5-Feb	P8/KI-D1/04.0/II/2025/000305	Hong Kong	Hong Kong	AMIGO SHRIMP CRACKERS BIG WHITE	1,750.00	132,125,000
1582	CV LEGONG BALI	5-Feb	P8/KI-D1/04.0/II/2025/000305	Hong Kong	Hong Kong	AMIGO SHRIMPS CRACKERS SMALL WHITE EXTRA CHILLI	1,200.00	93,600,000
1583	CV LEGONG BALI	5-Feb	P8/KI-D1/04.0/II/2025/000305	Hong Kong	Hong Kong	PRESIDENT EXCELLENT PRAWN CRACKERS	600.00	46,200,000
1584	CV. JAVA FISH	5-Feb	P8/KI-D1/04.0/II/2025/000301	Singapore	Singapore Changi	Hairtail	1,150.00	51,750,000
1585	CV. JAVA FISH	5-Feb	P8/KI-D1/04.0/II/2025/000301	Singapore	Singapore Changi	TENGGIRI	1,500.00	60,000,000
1586	PT. SEKAR LAUT, TBK.	5-Feb	04.0-00715-2025	Korea (South)	Busan (ex Pusan)	SHRIMP CRACKERS	13,940.00	586,664,900
1587	CV. ANGIN TIMUR SEAFOODS	5-Feb	P8/KI-D1/04.0/II/2025/000300	Hong Kong	Hong Kong	FROZEN BIG EYE BLENDED	17,355.00	354,736,200
1588	PT. ANEKA TUNA INDONESIA	5-Feb	P8/KI-D1/04.0/II/2025/000306	Papua New Guinea	Lae	CANNED MINCED TUNA	47,736.00	1,316,224,728
1589	CV. MARINA SEJAHTERA	5-Feb	04.0-00716-2025	China	Xiamen	FRESH BELT FISH	4,500.00	211,500,000
1590	PT. SEKAR LAUT, TBK.	5-Feb	04.0-00717-2025	Netherlands	Rotterdam	SHRIMP CRACKERS	16,650.00	805,327,200
1591	PT. GEMA ISTA RAYA	5-Feb	P8/KI-D1/04.0/II/2025/000307	Equatorial Guinea	Malabo	Canned Sardines	60,939.00	2,059,677,261
1592	PT. ANEKA TUNA INDONESIA	5-Feb	P8/KI-D1/04.0/II/2025/000308	Papua New Guinea	Lae	CANNED MINCED TUNA	79,560.00	2,339,939,160
1593	PT. GEMA ISTA RAYA	5-Feb	P8/KI-D1/04.0/II/2025/000309	Comoros	Mutsamudu	Canned Sardines	20,000.00	655,200,000
1594	PT. PHILLIPS SEAFOODS INDONESIA	5-Feb	P8/KI-D1/04.0/II/2025/000310	Australia	Melbourne	PASTEURIZED BLUE SWIMMING CRABMEAT	6,537.60	1,880,220,298
1595	PT. BUMI MENARA INTERNUSA DAMPIT	5-Feb	04.0-00718-2025	United States	Savannah	FROZEN VALUE ADDED SEAFOOD PRODUCT	15,052.82	1,661,921,645
1596	PT. LEGONG BALI NUSANTARA	5-Feb	P8/KI-D1/04.0/II/2025/000311	Hong Kong	Hong Kong	ALOHA PRAWN CRACKERS	2,400.00	237,600,000
1597	PT. LEGONG BALI NUSANTARA	5-Feb	P8/KI-D1/04.0/II/2025/000311	Hong Kong	Hong Kong	ALOHA SUPER PRAWN CRACKERS	1,200.00	118,800,000
1598	PT. LEGONG BALI NUSANTARA	5-Feb	P8/KI-D1/04.0/II/2025/000311	Hong Kong	Hong Kong	SUPER EXTRA SHRIMPS CRACKERS BIG WHITE	600.00	33,600,000
1599	PT Sekar Bumi Tbk	5-Feb	04.0-00719-2025	United States	Savannah	VANNAMEI RAW PD TAIL OFF IQF SHRIMP	16,003.01	2,015,211,040
1600	CV. TIRTA SURYA SRI REJEKI	5-Feb	04.0-00720-2025	Korea (South)	Incheon	DRIED SEA CUCUMBER	205.00	95,120,000
1601	CV. TIRTA SURYA SRI REJEKI	5-Feb	04.0-00720-2025	Korea (South)	Incheon	DRIED SEA CUCUMBER	150.00	228,000,000
1602	PT Sekar Bumi Tbk	5-Feb	04.0-00721-2025	United States	New York	VANNAMEI RAW EZ PEEL IQF SHRIMP	8,164.80	1,331,164,498

No.	NAMA UPI	TERBIT HC	NO. HC MUTU	NEGARA TUJUAN	PEL. TUJUAN	NAMA PRODUK	VOLUME (KG)	NILAI (RP)
1603	PT. GRAHAMAKMUR CIPTAPRATAMA	5-Feb	04.0-00722-2025	United States	New York	FROZEN RAW VANNAMEI PEELED DEVEINED TAIL ON	15,663.00	2,444,117,172
1604	PT Sekar Bumi Tbk	5-Feb	04.0-00723-2025	United States	New York	FROZEN VANNAMEI COOKED PD TAIL ON IQF SHRIMP	8,164.80	2,196,069,926
1605	PT. GRAHAMAKMUR CIPTAPRATAMA	5-Feb	04.0-00724-2025	United States	New York	FROZEN RAW VANNAMEI PEELED DEVEINED TAIL ON	15,663.00	2,753,148,162
1606	PT. SURYA INDOALGAS	5-Feb	P8/KI-D1/04.0/II/2025/000312	Russian Federation	Vladivostok	Tepung agar-agar	12,000.00	2,965,632,000
1607	PT. SURYA INDOALGAS	5-Feb	04.0-00725-2025	Japan	Yokohama	Tepung agar-agar	4,000.00	999,912,000
1608	CV. JAVA FISH	6-Feb	P8/KI-D1/04.0/II/2025/000313	Singapore	Singapore Changi	Hairtail	975.00	43,875,000
1609	CV. JAVA FISH	6-Feb	P8/KI-D1/04.0/II/2025/000313	Singapore	Singapore Changi	TENGGIRI	1,500.00	60,000,000
1610	CV. JAVA FISH	6-Feb	P8/KI-D1/04.0/II/2025/000315	Singapore	Singapore Changi	FROZEN SPANISH MACKEREL	175.00	5,250,000
1611	CV. JAVA FISH	6-Feb	P8/KI-D1/04.0/II/2025/000315	Singapore	Singapore Changi	GROUPEL	1,750.00	61,250,000
1612	CV. JAVA FISH	6-Feb	P8/KI-D1/04.0/II/2025/000315	Singapore	Singapore Changi	RED SNAPPER	70.00	3,150,000
1613	CV. JAVA FISH	6-Feb	P8/KI-D1/04.0/II/2025/000315	Singapore	Singapore Changi	SILVER POMFRET	2,800.00	154,000,000
1614	CV. JAVA FISH	6-Feb	P8/KI-D1/04.0/II/2025/000315	Singapore	Singapore Changi	FLATFISH	70.00	1,750,000
1615	CV. JAVA FISH	6-Feb	P8/KI-D1/04.0/II/2025/000315	Singapore	Singapore Changi	Goldband Snapper	700.00	28,000,000
1616	CV. JAVA FISH	6-Feb	P8/KI-D1/04.0/II/2025/000315	Singapore	Singapore Changi	BARRAMUNDI SKIN ON	105.00	3,150,000
1617	CV. JAVA FISH	6-Feb	P8/KI-D1/04.0/II/2025/000315	Singapore	Singapore Changi	THREADFIN BLUE	2,485.00	86,975,000
1618	CV. JAVA FISH	6-Feb	P8/KI-D1/04.0/II/2025/000315	Singapore	Singapore Changi	SAND WHITING FISH	1,050.00	26,250,000
1619	CV. JAVA FISH	6-Feb	P8/KI-D1/04.0/II/2025/000315	Singapore	Singapore Changi	FRESH LEATHER JACKET FISH	70.00	2,450,000
1620	PT. AMARTA CARRAGEENAN INDONESIA	6-Feb	P8/KI-D1/04.0/II/2025/000314	Thailand	Samut Prakarn	SRC (CARRAGEENAN KAPPA)	2.00	180,000
1621	CV. JAVA FISH	6-Feb	P8/KI-D1/04.0/II/2025/000316	Singapore	Singapore Changi	SLIPPER LOBSTER	100.00	6,000,000
1622	CV. JAVA FISH	6-Feb	P8/KI-D1/04.0/II/2025/000316	Singapore	Singapore Changi	FRESH WHITE SHRIMP	3,340.00	167,000,000
1623	PT. INTI LAUTAN FAJAR ABADI	6-Feb	04.0-00726-2025	United States	Miami	GOLDBAND SNAPPER	6.42	25,205
1624	PT. INTI LAUTAN FAJAR ABADI	6-Feb	04.0-00726-2025	United States	Miami	RED SNAPPER	6.42	25,205
1625	PT. INTI LAUTAN FAJAR ABADI	6-Feb	04.0-00726-2025	United States	Miami	MAHI-MAHI	1.82	7,145
1626	PT. BEE JAY SEAFOOD	6-Feb	P8/KI-D1/04.0/II/2025/000317	Australia	Brisbane	Bug Meat	1,240.00	520,011,360
1627	PT. BEE JAY SEAFOOD	6-Feb	P8/KI-D1/04.0/II/2025/000318	Australia	Brisbane	Cobia	1,440.00	191,131,200
1628	PT. BEE JAY SEAFOOD	6-Feb	P8/KI-D1/04.0/II/2025/000318	Australia	Brisbane	SWEETLIP	2,160.00	307,804,320
1629	PT. BEE JAY SEAFOOD	6-Feb	P8/KI-D1/04.0/II/2025/000318	Australia	Brisbane	Goldband Snapper	5,760.00	1,003,737,600
1630	PT. BEE JAY SEAFOOD	6-Feb	P8/KI-D1/04.0/II/2025/000318	Australia	Brisbane	King Snapper	720.00	130,157,280
1631	PT. BEE JAY SEAFOOD	6-Feb	P8/KI-D1/04.0/II/2025/000318	Australia	Brisbane	Pearl Perch	3,600.00	541,148,400
1632	PT. BEE JAY SEAFOOD	6-Feb	P8/KI-D1/04.0/II/2025/000318	Australia	Brisbane	Red Emperor	1,575.00	365,518,125
1633	PT. BEE JAY SEAFOOD	6-Feb	P8/KI-D1/04.0/II/2025/000318	Australia	Brisbane	FILLET PARROTFISH	720.00	108,464,400
1634	PT. BEE JAY SEAFOOD	6-Feb	P8/KI-D1/04.0/II/2025/000318	Australia	Brisbane	Coral Trout	2,880.00	452,617,920
1635	PT. ANEKA TUNA INDONESIA	6-Feb	P8/KI-D1/04.0/II/2025/000319	Australia	Melbourne	CANNED TUNA	25,855.20	2,873,986,466
1636	PT. ANEKA TUNA INDONESIA	6-Feb	P8/KI-D1/04.0/II/2025/000319	Australia	Melbourne	SAMPLE OF CANNED TUNA	0.86	95,595
1637	PT WINAROS KAWULA BAHARI	6-Feb	04.0-00727-2025	Japan	Narita Apt/Tokyo	White Vannamei Nobashi Ebi	2.29	374,759
1638	PT. SEKAR LAUT, TBK.	6-Feb	04.0-00728-2025	United Kingdom (GB)	Felixstowe	SHRIMP CRACKERS	1,600.00	106,347,200
1639	PT. ANEKA TUNA INDONESIA	6-Feb	04.0-00729-2025	Japan	Shimizu	POUCHED TUNA	345.60	34,439,731
1640	PT. ANEKA TUNA INDONESIA	6-Feb	04.0-00730-2025	Japan	Shimizu	CANNED TUNA	4,730.88	420,745,544
1641	PT. ANEKA TUNA INDONESIA	6-Feb	04.0-00730-2025	Japan	Shimizu	CANNED TUNA	3,440.64	332,541,297
1642	PT. SEKAR KATOKICHI	6-Feb	04.0-00731-2025	Japan	Kobe	Frozen Breaded Shrimp	9,883.46	1,481,540,537
1643	PT. ANEKA TUNA INDONESIA	6-Feb	04.0-00732-2025	Japan	Osaka	CANNED TUNA	6,021.12	534,043,238

No.	NAMA UPI	TERBIT HC	NO. HC MUTU	NEGARA TUJUAN	PEL. TUJUAN	NAMA PRODUK	VOLUME (KG)	NILAI (RP)
1644	PT. ANEKA TUNA INDONESIA	6-Feb	04.0-00732-2025	Japan	Osaka	CANNED TUNA	860.16	83,135,324
1645	PT. ANEKA TUNA INDONESIA	6-Feb	04.0-00733-2025	Japan	Osaka	POUCHED TUNA	691.20	63,743,846
1646	PT. ANEKA TUNA INDONESIA	6-Feb	04.0-00733-2025	Japan	Osaka	POUCHED TUNA	691.20	68,087,347
1647	PT. AMARTA CARRAGEENAN INDONESIA	6-Feb	P8/KI-D1/04.0/II/2025/000322	Hungary	Budapest	SRC (CARRAGEENAN KAPPA)	5.60	180,000
1648	PT. AMARTA CARRAGEENAN INDONESIA	6-Feb	P8/KI-D1/04.0/II/2025/000323	Argentina	Buenos Aires	SRC (CARRAGEENAN KAPPA)	0.40	180,000
1649	PT. ANEKA TUNA INDONESIA	6-Feb	P8/KI-D1/04.0/II/2025/000320	Australia	Melbourne	CANNED TUNA	13,406.40	1,561,724,942
1650	PT. ANEKA TUNA INDONESIA	6-Feb	P8/KI-D1/04.0/II/2025/000320	Australia	Melbourne	SAMPLE OF CANNED TUNA	1.43	164,254
1651	PT. GEMA ISTA RAYA	6-Feb	P8/KI-D1/04.0/II/2025/000324	Timor-Leste	Dili	Canned Sardines	15,500.00	403,883,500
1652	PT. AMARTA CARRAGEENAN INDONESIA	6-Feb	P8/KI-D1/04.0/II/2025/000325	Poland	Rzeszow	SRC (CARRAGEENAN KAPPA)	3.00	180,000
1653	PT. AMARTA CARRAGEENAN INDONESIA	6-Feb	P8/KI-D1/04.0/II/2025/000327	India	Vadodara	SRC (CARRAGEENAN KAPPA)	2.10	179,999
1654	PT. PHILLIPS SEAFOODS INDONESIA	6-Feb	04.0-00734-2025	United States	Baltimore	FROZEN VALUE ADDED CRAB	11,735.22	3,442,902,314
1655	PT. AMARTA CARRAGEENAN INDONESIA	6-Feb	P8/KI-D1/04.0/II/2025/000328	Philippines	Manila	PERFORATED COARSE IOTA	7,000.00	498,750,000
1656	PT. AMARTA CARRAGEENAN INDONESIA	6-Feb	P8/KI-D1/04.0/II/2025/000328	Philippines	Manila	PERFORATED COARSE KAPPA	15,400.00	1,674,750,000
1657	PT. PHILLIPS SEAFOODS INDONESIA	6-Feb	04.0-00735-2025	United States	Baltimore	PASTEURIZED BLUE SWIMMING CRABMEAT	15,690.24	8,153,354,765
1658	PT. AMARTA CARRAGEENAN INDONESIA	6-Feb	P8/KI-D1/04.0/II/2025/000329	Thailand	Laem Chabang - Thailand	GUM KAPPA CARRAGEENAN SEMI REFINED (FEED GRADE)	8,000.00	802,800,000
1659	PT. BUMI MENARA INTERNUSA DAMPIT	6-Feb	04.0-00736-2025	United States	New York	FROZEN VALUE ADDED SEAFOOD PRODUCT	14,207.36	1,302,275,032
1660	CV. PESONA MANDIRI	6-Feb	P8/KI-D1/04.0/II/2025/000321	Thailand	Lat Krabang	FROZEN ROCK GROUPER	6,056.30	348,297,813
1661	CV. PESONA MANDIRI	6-Feb	P8/KI-D1/04.0/II/2025/000321	Thailand	Lat Krabang	FROZEN GREATER LIZARDFISH	17,317.00	238,455,090
1662	CV. PESONA MANDIRI	6-Feb	P8/KI-D1/04.0/II/2025/000321	Thailand	Lat Krabang	FROZEN EMPEROR FISH	2,137.90	70,999,659
1663	PT. INTI LAUTAN FAJAR ABADI	6-Feb	P8/KI-D1/04.0/II/2025/000330	Australia	Brisbane	YELLOWFIN TUNA PORTIONS	110.00	20,887,350
1664	PT. INTI LAUTAN FAJAR ABADI	6-Feb	P8/KI-D1/04.0/II/2025/000330	Australia	Brisbane	YELLOWFIN TUNA SAKU	15.00	2,848,275
1665	PT. INTI LAUTAN FAJAR ABADI	6-Feb	P8/KI-D1/04.0/II/2025/000331	Australia	Brisbane	RED SPOT EMPEROR	9,125.00	1,374,635,625
1666	PT. PHILLIPS SEAFOODS INDONESIA	6-Feb	04.0-00737-2025	United States	Baltimore	FROZEN VALUE ADDED CRAB	11,735.22	3,442,902,314
1667	PT. BUMI MENARA INTERNUSA DAMPIT	6-Feb	04.0-00738-2025	United States	Savannah	FROZEN VALUE ADDED SEAFOOD PRODUCT	14,982.00	1,432,189,308
1668	PT. BARAMUDA BAHARI	6-Feb	04.0-00739-2025	United States	New York	FROZEN COOK SHRIMPS	15,436.00	2,962,415,376
1669	PT. BARAMUDA BAHARI	6-Feb	04.0-00740-2025	United States	Jacksonville	FROZEN COOK SHRIMPS	15,890.00	2,923,330,970
1670	PT. BARAMUDA BAHARI	6-Feb	04.0-00741-2025	United States	Jacksonville	FROZEN RAW SHRIMPS	15,890.00	2,795,480,030
1671	PT. SUNRISE NIAGA FISHERY	6-Feb	04.0-00742-2025	United States	Chicago	FROZEN OCTOPUS WCL	22,589.13	2,648,665,849
1672	PT Sekar Bumi Tbk	6-Feb	04.0-00743-2025	United States	New York	VANNAMEI RAW EZ PEEL IQF SHRIMP	8,119.44	1,331,165,949
1673	PT Sekar Bumi Tbk	6-Feb	04.0-00744-2025	United States	Miami	VANNAMEI RAW PD TAIL ON IQF SHRIMP	15,876.00	2,262,330,000

No.	NAMA UPI	TERBIT HC	NO. HC MUTU	NEGARA TUJUAN	PEL. TUJUAN	NAMA PRODUK	VOLUME (KG)	NILAI (RP)
1674	PT. MARINDO MAKMUR USAHAJAYA	6-Feb	04.0-00745-2025	Japan	Kitakyushu- Moji	FROZEN CAPELIN FISH	7,440.80	70,687,600
1675	PT. GRAHAMAKMUR CIPTAPRATAMA	6-Feb	04.0-00746-2025	United States	Oakland	FROZEN RAW VANNAMEI PEELED DEVEINED TAIL ON	15,436.00	2,430,676,048
1676	PT. HAKIKI DONARTA	6-Feb	P8/KI-D1/04.0/II/2025/000333	India	Jawaharlal Nehru(Nhava S)	AGAR AGAR POWDER	2,500.00	642,720,000
1677	PT. Hongxin Algae International	6-Feb	P8/KI-D1/04.0/II/2025/000334	China	Xiamen	Semi Refined Carrageenan	28,000.00	2,524,480,000
1678	PT. ANEKA TUNA INDONESIA	6-Feb	04.0-00747-2025	Japan	Tokyo	FISH EXTRACT YF	16,800.00	569,856,000
1679	PT. VARIA NIAGA NUSANTARA	6-Feb	P8/KI-D1/04.0/II/2025/000332	Thailand	Lat Krabang	FROZEN FLYING FISH ROE	12,000.00	3,031,800,000
1680	CV. JAVA FISH	7-Feb	P8/KI-D1/04.0/II/2025/000335	Singapore	Singapore Changi	SLIPPER LOBSTER	100.00	6,000,000
1681	CV. JAVA FISH	7-Feb	P8/KI-D1/04.0/II/2025/000335	Singapore	Singapore Changi	FRESH WHITE SHRIMP	3,220.00	161,000,000
1682	CV. JAVA FISH	7-Feb	P8/KI-D1/04.0/II/2025/000336	Singapore	Singapore Changi	Hairtail	1,125.00	50,625,000
1683	CV. JAVA FISH	7-Feb	P8/KI-D1/04.0/II/2025/000336	Singapore	Singapore Changi	TENGGIRI	1,500.00	60,000,000
1684	CV. JAVA FISH	7-Feb	P8/KI-D1/04.0/II/2025/000338	Singapore	Singapore Changi	Hairtail	1,225.00	55,125,000
1685	CV. JAVA FISH	7-Feb	P8/KI-D1/04.0/II/2025/000338	Singapore	Singapore Changi	TENGGIRI	1,500.00	60,000,000
1686	PT. ANEKA TUNA INDONESIA	7-Feb	04.0-00748-2025	Bulgaria	Varna	CANNED TUNA	15,025.50	797,748,872
1687	PT. BUMI MENARA INTERNUSA DAMPIT	7-Feb	04.0-00749-2025	United States	Savannah	FROZEN VALUE ADDED SEAFOOD PRODUCT	15,052.82	1,668,695,414
1688	CV. JAVA FISH	7-Feb	P8/KI-D1/04.0/II/2025/000340	Singapore	Singapore Changi	FROZEN SPANISH MACKEREL	175.00	5,250,000
1689	CV. JAVA FISH	7-Feb	P8/KI-D1/04.0/II/2025/000340	Singapore	Singapore Changi	GROUPEL	1,750.00	61,250,000
1690	CV. JAVA FISH	7-Feb	P8/KI-D1/04.0/II/2025/000340	Singapore	Singapore Changi	RED SNAPPER	70.00	3,150,000
1691	CV. JAVA FISH	7-Feb	P8/KI-D1/04.0/II/2025/000340	Singapore	Singapore Changi	SILVER POMFRET	2,800.00	154,000,000
1692	CV. JAVA FISH	7-Feb	P8/KI-D1/04.0/II/2025/000340	Singapore	Singapore Changi	FLATFISH	70.00	1,750,000
1693	CV. JAVA FISH	7-Feb	P8/KI-D1/04.0/II/2025/000340	Singapore	Singapore Changi	Goldband Snapper	700.00	28,000,000
1694	CV. JAVA FISH	7-Feb	P8/KI-D1/04.0/II/2025/000340	Singapore	Singapore Changi	BARRAMUNDI SKIN ON	105.00	3,150,000
1695	CV. JAVA FISH	7-Feb	P8/KI-D1/04.0/II/2025/000340	Singapore	Singapore Changi	THREADFIN BLUE	2,415.00	84,525,000
1696	CV. JAVA FISH	7-Feb	P8/KI-D1/04.0/II/2025/000340	Singapore	Singapore Changi	SAND WHITING FISH	1,050.00	26,250,000
1697	CV. JAVA FISH	7-Feb	P8/KI-D1/04.0/II/2025/000340	Singapore	Singapore Changi	FRESH LEATHER JACKET FISH	70.00	2,450,000
1698	PT. ANEKA TUNA INDONESIA	7-Feb	P8/KI-D1/04.0/II/2025/000341	Malaysia	Pasir Gudang, Johor	CANNED TUNA	12,852.00	774,924,192
1699	PT WINAROS KAWULA BAHARI	7-Feb	04.0-00750-2025	United States	Los Angeles	White Raw Vannamei Frozen Shrimp Breaded Round Tail On	2.88	258,805
1700	PT. ANEKA TUNA INDONESIA	7-Feb	04.0-00751-2025	Japan	Yokohama	CANNED TUNA	12,472.32	1,106,007,921
1701	PT. ANEKA TUNA INDONESIA	7-Feb	04.0-00751-2025	Japan	Yokohama	CANNED TUNA	2,580.48	248,714,404
1702	PT. ANEKA TUNA INDONESIA	7-Feb	04.0-00752-2025	Japan	Naha, Okinawa	CANNED TUNA	2,620.80	246,517,690
1703	PT. ANEKA TUNA INDONESIA	7-Feb	04.0-00752-2025	Japan	Naha, Okinawa	CANNED TUNA	2,620.80	265,589,251
1704	PT. ANEKA TUNA INDONESIA	7-Feb	04.0-00753-2025	Japan	Yokohama	POUCHED TUNA	1,036.80	95,256,000
1705	PT. ANEKA TUNA INDONESIA	7-Feb	04.0-00753-2025	Japan	Yokohama	POUCHED TUNA	691.20	67,103,770
1706	PT. ANEKA TUNA INDONESIA	7-Feb	04.0-00754-2025	Japan	Nagoya, Aichi	POUCHED TUNA	2,764.80	254,206,771
1707	PT. ANEKA TUNA INDONESIA	7-Feb	04.0-00754-2025	Japan	Nagoya, Aichi	POUCHED TUNA	1,382.40	136,655,770
1708	PT. ANEKA TUNA INDONESIA	7-Feb	04.0-00755-2025	Japan	Nagoya, Aichi	CANNED TUNA	10,752.00	957,981,696
1709	PT. ANEKA TUNA INDONESIA	7-Feb	04.0-00755-2025	Japan	Nagoya, Aichi	CANNED TUNA	1,290.24	124,357,202
1710	PT. ANEKA TUNA INDONESIA	7-Feb	04.0-00756-2025	Japan	Nagoya, Aichi	CANNED TUNA	4,838.40	432,141,696
1711	PT. ANEKA TUNA INDONESIA	7-Feb	04.0-00756-2025	Japan	Nagoya, Aichi	CANNED TUNA	4,838.40	467,423,309
1712	PT. ANEKA TUNA INDONESIA	7-Feb	04.0-00757-2025	Japan	Shimizu	CANNED TUNA	4,515.84	402,392,955
1713	PT. ANEKA TUNA INDONESIA	7-Feb	04.0-00757-2025	Japan	Shimizu	CANNED TUNA	6,773.76	653,031,107
1714	PT. ANEKA TUNA INDONESIA	7-Feb	04.0-00758-2025	Japan	Osaka	CANNED TUNA	3,870.72	340,758,835

No.	NAMA UPI	TERBIT HC	NO. HC MUTU	NEGARA TUJUAN	PEL. TUJUAN	NAMA PRODUK	VOLUME (KG)	NILAI (RP)
1715	PT. ANEKA TUNA INDONESIA	7-Feb	04.0-00758-2025	Japan	Osaka	CANNED TUNA	5,806.08	556,930,806
1716	CV. TIRTA SURYA SRI REJEKI	7-Feb	04.0-00759-2025	China	Dalian	SALT JELLYFISH	15,450.00	216,300,000
1717	PT. ANEKA TUNA INDONESIA	7-Feb	04.0-00760-2025	Japan	Shimizu	CANNED TUNA	11,612.16	1,051,655,270
1718	PT. ANEKA TUNA INDONESIA	7-Feb	04.0-00760-2025	Japan	Shimizu	SAMPLE OF CANNED TUNA	4.41	436,497
1719	PT. ANEKA TUNA INDONESIA	7-Feb	04.0-00760-2025	Japan	Shimizu	CANNED TUNA	7,741.44	757,778,596
1720	PT. ANEKA TUNA INDONESIA	7-Feb	04.0-00760-2025	Japan	Shimizu	SAMPLE OF CANNED TUNA	2.94	294,300
1721	CV. TIRTA SURYA SRI REJEKI	7-Feb	04.0-00761-2025	China	Dalian	SALT JELLYFISH	15,450.00	216,300,000
1722	CV. TIRTA SURYA SRI REJEKI	7-Feb	04.0-00762-2025	China	Dalian	SALT JELLYFISH	15,450.00	216,300,000
1723	CV. TIRTA SURYA SRI REJEKI	7-Feb	04.0-00763-2025	China	Dalian	SALT JELLYFISH	15,450.00	216,300,000
1724	PT WINAROS KAWULA BAHARI	7-Feb	04.0-00764-2025	United States	Long Beach	White Vannamei Nobashi Ebi	8,008.80	1,331,118,622
1725	PT WINAROS KAWULA BAHARI	7-Feb	04.0-00765-2025	United States	Long Beach	White Vannamei Sushi Ebi	3,264.00	878,283,648
1726	PT WINAROS KAWULA BAHARI	7-Feb	04.0-00765-2025	United States	Long Beach	White Vannamei Sushi Ebi Broken	660.00	113,014,440
1727	CV. TIRTA SURYA SRI REJEKI	7-Feb	04.0-00766-2025	China	Dalian	SALT JELLYFISH	15,450.00	216,300,000
1728	PT WINAROS KAWULA BAHARI	7-Feb	04.0-00767-2025	United States	New York	White Raw Vannamei PND	907.19	110,893,998
1729	PT WINAROS KAWULA BAHARI	7-Feb	04.0-00767-2025	United States	New York	White Vannamei Nobashi Ebi	6,130.00	1,106,133,980
1730	PT WINAROS KAWULA BAHARI	7-Feb	04.0-00768-2025	United States	New York	White Vannamei Sushi Ebi	2,356.00	675,149,496
1731	PT WINAROS KAWULA BAHARI	7-Feb	04.0-00768-2025	United States	New York	White Vannamei Sushi Ebi Broken	3,628.78	707,111,328
1732	PT WINAROS KAWULA BAHARI	7-Feb	04.0-00768-2025	United States	New York	White Vannamei Sushi Ebi Without Tail	800.00	175,604,000
1733	CV. PESONA MANDIRI	7-Feb	04.0-00769-2025	China	Mawei	FROZEN RIBBON FISH	1,101.50	31,405,968
1734	CV. PESONA MANDIRI	7-Feb	04.0-00769-2025	China	Mawei	FROZEN PAMPANO FISH	23,773.90	417,593,308
1735	CV. PESONA MANDIRI	7-Feb	04.0-00769-2025	China	Mawei	FROZEN CONGER EEL	2,347.30	78,283,629
1736	CV. PESONA MANDIRI	7-Feb	04.0-00770-2025	China	Xiamen	FROZEN THREADFIN BREAM	26,718.00	591,758,279
1737	CV. PESONA MANDIRI	7-Feb	04.0-00771-2025	China	Mawei	FROZEN RIBBON FISH	1,356.00	38,662,272
1738	CV. PESONA MANDIRI	7-Feb	04.0-00771-2025	China	Mawei	FROZEN CROAKER FISH	14,273.10	524,700,566
1739	CV. PESONA MANDIRI	7-Feb	04.0-00771-2025	China	Mawei	FROZEN EMPEROR FISH	1,423.50	31,567,536
1740	CV. PESONA MANDIRI	7-Feb	04.0-00771-2025	China	Mawei	FROZEN THREADFIN FISH	11,269.30	394,203,495
1741	PT. SEKAR LAUT, TBK.	7-Feb	04.0-00772-2025	Netherlands	Rotterdam	SHRIMP CRACKERS	16,187.50	740,788,563
1742	PT. SAMUDRA KENCANA MINA	7-Feb	04.0-00773-2025	Vietnam	Ho Chi Minh City	FROZEN SQUID	27,450.40	1,581,499,895
1743	CV. PESONA MANDIRI	7-Feb	04.0-00774-2025	China	Xiamen	FROZEN TREVALLY FISH	20,577.20	400,020,768
1744	CV. PESONA MANDIRI	7-Feb	04.0-00774-2025	China	Xiamen	FROZEN BASTARD HALIBUT	6,902.40	165,812,904
1745	CV. MARINA SEJAHTERA	7-Feb	04.0-00775-2025	Singapore	Singapore Changi	FRESH SPANISH MACKERELS	575.00	29,325,000
1746	CV. MARINA SEJAHTERA	7-Feb	04.0-00776-2025	Taiwan	Taipei	FRESH SPANISH MACKERELS	750.00	65,250,000
1747	PT. SEKAR LAUT, TBK.	7-Feb	04.0-00777-2025	Netherlands	Rotterdam	SHRIMP CRACKERS	5,100.00	281,953,500
1748	PT. ANEKA TUNA INDONESIA	7-Feb	04.0-00778-2025	Japan	Osaka	CANNED TUNA	12,042.24	1,071,831,613
1749	PT. ANEKA TUNA INDONESIA	7-Feb	04.0-00778-2025	Japan	Osaka	CANNED TUNA	2,580.48	248,714,404
1750	PT. ANEKA TUNA INDONESIA	7-Feb	04.0-00779-2025	Japan	Nagoya, Aichi	POUCHED TUNA	2,764.80	254,206,771
1751	PT. ANEKA TUNA INDONESIA	7-Feb	04.0-00779-2025	Japan	Nagoya, Aichi	POUCHED TUNA	2,073.60	204,575,155
1752	PT. PHILLIPS SEAFOODS INDONESIA	7-Feb	04.0-00780-2025	United States	Baltimore	FROZEN FISH BARRAMUNDI	13,620.00	2,238,024,780
1753	CV. MARINA SEJAHTERA	7-Feb	04.0-00781-2025	China	Xiamen	FRESH BELT FISH	4,500.00	211,500,000
1754	PT. ANEKA TUNA INDONESIA	7-Feb	04.0-00782-2025	Japan	Osaka	POUCHED TUNA	1,382.40	127,103,386
1755	PT. ANEKA TUNA INDONESIA	7-Feb	04.0-00782-2025	Japan	Osaka	POUCHED TUNA	626.40	61,551,943

No.	NAMA UPI	TERBIT HC	NO. HC MUTU	NEGARA TUJUAN	PEL. TUJUAN	NAMA PRODUK	VOLUME (KG)	NILAI (RP)
1756	PT. ANEKA TUNA INDONESIA	7-Feb	04.0-00783-2025	Japan	Nagoya, Aichi	CANNED TUNA	6,881.28	610,596,618
1757	PT. ANEKA TUNA INDONESIA	7-Feb	04.0-00783-2025	Japan	Nagoya, Aichi	CANNED TUNA	4,300.80	414,524,006
1758	PT. VARIA NIAGA NUSANTARA	7-Feb	04.0-00784-2025	United Kingdom (GB)	Felixstowe	FROZEN CATFISH WHOLE GUTTED	14,070.00	402,092,460
1759	PT. VARIA NIAGA NUSANTARA	7-Feb	04.0-00784-2025	United Kingdom (GB)	Felixstowe	FROZEN MILKFISH WHOLE ROUND	6,060.00	197,919,600
1760	PT. REX CANNING	7-Feb	04.0-00785-2025	United States	Los Angeles	CANNED SNAIL IN BRINE	16,218.00	1,485,357,966
1761	CV. JAVA FISH	7-Feb	P8/KI-D1/04.0/II/2025/000337	Singapore	Singapore Changi	FROZEN SPANISH MACKEREL	175.00	5,250,000
1762	CV. JAVA FISH	7-Feb	P8/KI-D1/04.0/II/2025/000337	Singapore	Singapore Changi	GROUPEL	1,750.00	61,250,000
1763	CV. JAVA FISH	7-Feb	P8/KI-D1/04.0/II/2025/000337	Singapore	Singapore Changi	RED SNAPPER	70.00	3,150,000
1764	CV. JAVA FISH	7-Feb	P8/KI-D1/04.0/II/2025/000337	Singapore	Singapore Changi	SILVER POMFRET	2,800.00	154,000,000
1765	CV. JAVA FISH	7-Feb	P8/KI-D1/04.0/II/2025/000337	Singapore	Singapore Changi	FLATFISH	70.00	1,750,000
1766	CV. JAVA FISH	7-Feb	P8/KI-D1/04.0/II/2025/000337	Singapore	Singapore Changi	Goldband Snapper	700.00	28,000,000
1767	CV. JAVA FISH	7-Feb	P8/KI-D1/04.0/II/2025/000337	Singapore	Singapore Changi	BARRAMUNDI SKIN ON	105.00	3,150,000
1768	CV. JAVA FISH	7-Feb	P8/KI-D1/04.0/II/2025/000337	Singapore	Singapore Changi	THREADFIN BLUE	2,310.00	80,850,000
1769	CV. JAVA FISH	7-Feb	P8/KI-D1/04.0/II/2025/000337	Singapore	Singapore Changi	SAND WHITING FISH	1,050.00	26,250,000
1770	CV. JAVA FISH	7-Feb	P8/KI-D1/04.0/II/2025/000337	Singapore	Singapore Changi	FRESH LEATHER JACKET FISH	70.00	2,450,000
1771	PT. PHILLIPS SEAFOODS INDONESIA	7-Feb	04.0-00786-2025	United States	Baltimore	FROZEN VALUE ADDED CRAB	9,509.76	2,893,258,892
1772	PT. PHILLIPS SEAFOODS INDONESIA	7-Feb	04.0-00787-2025	United States	Baltimore	FROZEN PASTEURIZED CRAB MEAT	4,717.44	654,827,846
1773	PT ANEKA SAKANA INDONESIA	7-Feb	04.0-00788-2025	Japan	Shimizu	FROZEN SKIPJACK TUNA WHOLE ROUND	25,000.00	500,000,000
1774	PT. REX CANNING	7-Feb	04.0-00789-2025	Canada	Montreal	CANNED CRABMEAT IN BRINE	13,056.00	1,323,721,728
1775	PT. GRAHAMAKMUR CIPTAPRATAMA	7-Feb	04.0-00790-2025	United States	Los Angeles	FROZEN RAW VANNAMEI PEELED DEVEINED TAIL ON	15,436.00	2,491,756,300
1776	PT Sekar Bumi Tbk	7-Feb	P8/KI-D1/04.0/II/2025/000342	Puerto Rico	San Juan	VANNAMEI COOKED PDTO IQF	15,972.39	2,180,678,462
1777	PT. SAMUDRA KENCANA MINA	7-Feb	04.0-00791-2025	Vietnam	Ho Chi Minh City	FROZEN SOFT BONE CUTTLFISH	13,553.00	1,152,980,816
1778	PT. INTI LAUTAN FAJAR ABADI	7-Feb	04.0-00792-2025	United States	Jacksonville	SNAPPER	7,540.94	970,473,732
1779	CV LEGONG BALI	7-Feb	04.0-00793-2025	Taiwan	Keelung (Chilung)	ALOHA FISH CRACKERS	600.00	49,875,000
1780	CV LEGONG BALI	7-Feb	04.0-00793-2025	Taiwan	Keelung (Chilung)	ALOHA FISH CRACKERS PALEMBANG 3X3	750.00	56,287,500
1781	CV LEGONG BALI	7-Feb	04.0-00793-2025	Taiwan	Keelung (Chilung)	ALOHA FISH CRACKERS PALEMBANG 6X6	450.00	33,772,500
1782	CV LEGONG BALI	7-Feb	04.0-00794-2025	Taiwan	Keelung (Chilung)	ALOHA BARU SHRIMP CRACKERS	2,400.00	246,240,000
1783	CV LEGONG BALI	7-Feb	04.0-00794-2025	Taiwan	Keelung (Chilung)	ALOHA CRACKERS LOS	800.00	76,380,000
1784	CV LEGONG BALI	7-Feb	04.0-00794-2025	Taiwan	Keelung (Chilung)	AMIGO SHRIMP CRACKERS BIG WHITE	3,000.00	239,400,000
1785	CV LEGONG BALI	7-Feb	04.0-00794-2025	Taiwan	Keelung (Chilung)	AMIGO SHRIMPS CRACKERS SMALL WHITE EXTRA CHILLI	1,200.00	99,180,000
1786	PT. AGROMINA WICAKSANA	7-Feb	P8/KI-D1/04.0/II/2025/000343	Senegal	Dakar	FROZEN EMPEROR WHOLE ROUND	27,005.99	1,004,622,828
1787	PT. INTI LAUTAN FAJAR ABADI	7-Feb	04.0-00795-2025	United States	Jacksonville	COBIA	4,086.00	649,874,214

No.	NAMA UPI	TERBIT HC	NO. HC MUTU	NEGARA TUJUAN	PEL. TUJUAN	NAMA PRODUK	VOLUME (KG)	NILAI (RP)
1788	PT. INTI LAUTAN FAJAR ABADI	7-Feb	04.0-00796-2025	United States	Jacksonville	GROUPEUR	2,270.00	709,774,520
1789	CV. JAVA FISH	7-Feb	P8/KI-D1/04.0/II/2025/000344	Singapore	Singapore Changi	SLIPPER LOBSTER	100.00	6,000,000
1790	CV. JAVA FISH	7-Feb	P8/KI-D1/04.0/II/2025/000344	Singapore	Singapore Changi	FRESH WHITE SHRIMP	3,280.00	164,000,000
1791	PT. INTI LAUTAN FAJAR ABADI	7-Feb	04.0-00797-2025	United States	Jacksonville	SNAPPER	27.24	6,498,756
1792	PT. INTI LAUTAN FAJAR ABADI	7-Feb	04.0-00797-2025	United States	Jacksonville	SNAPPER	1,053.28	251,285,223
1793	PT. INTI LAUTAN FAJAR ABADI	7-Feb	04.0-00798-2025	United States	Jacksonville	SNAPPER	1,816.00	433,250,384
1794	PT. INTI LAUTAN FAJAR ABADI	7-Feb	04.0-00799-2025	United States	Jacksonville	GROUPEUR	2,270.00	717,980,570
1795	PT. SURYA ALAM TUNGGAL	8-Feb	04.0-00800-2025	United States	New York	RAW HEADLESS EASY PEELED VANNAMEI	15,860.02	2,198,500,112
1796	PT. SURYA ALAM TUNGGAL	8-Feb	04.0-00801-2025	Canada	Toronto	RAW HEADLESS EASY PEELED VANNAMEI	16,329.49	2,363,089,486
1797	PT. MULTI PRAWN INDONESIA	8-Feb	04.0-00802-2025	Japan	Tokyo	FROZEN SHRIMP	15,282.00	2,630,108,610
1798	PT. TRIDAYA JAYA MANUNGGAL	8-Feb	04.0-00805-2025	United States	Long Beach	INDONESIAN IQF WHOLE OCTOPUS	21,111.00	1,810,014,918
1799	PT. TRIDAYA JAYA MANUNGGAL	8-Feb	04.0-00804-2025	United States	Long Beach	Frozen Yellowfin Tuna Loin	5,720.40	790,708,010
1800	PT. TRIDAYA JAYA MANUNGGAL	8-Feb	04.0-00804-2025	United States	Long Beach	Frozen Yellowfin Tuna Poke	1,362.00	180,929,442
1801	PT. TRIDAYA JAYA MANUNGGAL	8-Feb	04.0-00804-2025	United States	Long Beach	Frozen Yellowfin Tuna Saku	3,632.00	912,797,872
1802	PT. TRIDAYA JAYA MANUNGGAL	8-Feb	04.0-00804-2025	United States	Long Beach	Frozen Yellowfin Tuna Steak	9,080.00	1,370,417,160
1803	PT.KARYA KENCANA SUMBER SARI	8-Feb	04.0-00807-2025	Netherlands	Rotterdam	KERUPUK UDANG	16,600.00	994,290,200
1804	CV. PESONA MANDIRI	8-Feb	04.0-00803-2025	China	Zhanjiang	FROZEN EMPEROR FISH	8,299.60	194,459,628
1805	CV. PESONA MANDIRI	8-Feb	04.0-00803-2025	China	Zhanjiang	FROZEN MALABAR SNAPPER	18,558.40	855,629,464
1806	PT Sekar Bumi Tbk	8-Feb	04.0-00809-2025	United States	New York	VANNAMEI RAW PD TAIL ON IQF SHRIMP	14,859.94	2,121,791,393
1807	PT. SURYA ALAM TUNGGAL	8-Feb	04.0-00810-2025	United States	Los Angeles	RAW HEADLESS BLACK TIGER	16,329.49	3,604,065,408
1808	PT. VARIA NIAGA NUSANTARA	8-Feb	04.0-00811-2025	Guadeloupe	Pointe-a-Pitre	FROZEN MAHI MAHI SLICES	20,844.00	1,089,224,064
1809	PT Sekar Bumi Tbk	8-Feb	04.0-00812-2025	United States	New York	VANNAMEI RAW PD TAIL OFF IQF SHRIMP	15,876.00	2,313,927,000
1810	PT Sekar Bumi Tbk	8-Feb	04.0-00813-2025	United States	Miami	VANNAMEI RAW PD TAIL OFF IQF SHRIMP	15,876.00	2,313,927,000
1811	PT. SURYA ALAM TUNGGAL	8-Feb	04.0-00814-2025	Canada	Montreal	RAW & PEELED VANNAMEI	15,422.30	2,034,926,218
1812	PT.CANDI JAYA AMERTA	8-Feb	04.0-00815-2025	Netherlands	Rotterdam	KERUPUK UDANG	16,000.00	870,048,000
1813	PT. INTI LUHUR FUJA ABADI	10-Feb	04.0-00816-2025	United States	New York	Frozen Krimson Goldband Snapper WGGS	2,724.00	347,187,420
1814	PT. INTI LUHUR FUJA ABADI	10-Feb	04.0-00817-2025	United States	New York	Frozen Krimson TS Gold band Snapper Fillet	4,426.50	887,442,426
1815	PT. INTI LUHUR FUJA ABADI	10-Feb	04.0-00818-2025	United States	New York	Frozen Krimson TS Grouper Fillet	1,293.90	408,803,823
1816	PT. AMARTA CARRAGEENAN INDONESIA	10-Feb	P8/KI-D1/04.0/II/2025/000345	Australia	Dandenong	SRC (CARRAGEENAN KAPPA)	6.00	180,000
1817	PT. INTI LUHUR FUJA ABADI	10-Feb	04.0-00819-2025	United States	New York	FROZEN KRIMSON NON TREATED COBIA PORTION	454.00	74,979,916
1818	PT. INTI LUHUR FUJA ABADI	10-Feb	04.0-00820-2025	United States	New York	Frozen Krimson TS Grouper Portion	1,452.80	461,823,328

No.	NAMA UPI	TERBIT HC	NO. HC MUTU	NEGARA TUJUAN	PEL. TUJUAN	NAMA PRODUK	VOLUME (KG)	NILAI (RP)
1819	PT. INTI LUHUR FUJA ABADI	10-Feb	04.0-00821-2025	United States	New York	FROZEN KRIMSON NON TREATED COBIA FILLET	454.00	74,979,916
1820	PT. INTI LUHUR FUJA ABADI	10-Feb	04.0-00822-2025	United States	New York	Frozen Krimson TS Cobia Fillet	454.00	74,979,916
1821	CV. JAVA FISH	10-Feb	P8/KI-D1/04.0/II/2025/000346	Singapore	Singapore Changi	Hairtail	1,025.00	46,125,000
1822	CV. JAVA FISH	10-Feb	P8/KI-D1/04.0/II/2025/000346	Singapore	Singapore Changi	TENGGIRI	1,500.00	60,000,000
1823	CV. JAVA FISH	10-Feb	P8/KI-D1/04.0/II/2025/000347	Singapore	Singapore Changi	SLIPPER LOBSTER	100.00	6,000,000
1824	CV. JAVA FISH	10-Feb	P8/KI-D1/04.0/II/2025/000347	Singapore	Singapore Changi	FRESH WHITE SHRIMP	3,140.00	157,000,000
1825	PT. INTI LUHUR FUJA ABADI	10-Feb	04.0-00823-2025	United States	New York	Frozen Krimson TS Scarlet Snapper Fillet	6,583.00	1,604,737,910
1826	PT WINAROS KAWULA BAHARI	10-Feb	04.0-00824-2025	Japan	Tokyo	White Raw Vannamei Frozen Shrimp	5,404.80	792,089,654
1827	PT WINAROS KAWULA BAHARI	10-Feb	04.0-00824-2025	Japan	Tokyo	White Vannamei Nobashi Ebi	8,157.36	1,255,385,075
1828	PT Sekar Bumi Tbk	10-Feb	04.0-00825-2025	United States	Seattle	VANNAMEI RAW PD TAIL ON IQF SHRIMP	14,696.64	2,131,409,609
1829	PT. ANEKA TUNA INDONESIA	10-Feb	04.0-00826-2025	United Kingdom (GB)	Felixstowe	CANNED TUNA	18,002.88	1,034,715,528
1830	PT. ANEKA TUNA INDONESIA	10-Feb	04.0-00827-2025	United Kingdom (GB)	Felixstowe	POUCHED TUNA	16,120.00	1,098,239,480
1831	CV. JAVA FISH	10-Feb	P8/KI-D1/04.0/II/2025/000348	Singapore	Singapore Changi	FROZEN SPANISH MACKEREL	175.00	5,250,000
1832	CV. JAVA FISH	10-Feb	P8/KI-D1/04.0/II/2025/000348	Singapore	Singapore Changi	GROUPEL	1,750.00	61,250,000
1833	CV. JAVA FISH	10-Feb	P8/KI-D1/04.0/II/2025/000348	Singapore	Singapore Changi	RED SNAPPER	70.00	3,150,000
1834	CV. JAVA FISH	10-Feb	P8/KI-D1/04.0/II/2025/000348	Singapore	Singapore Changi	SILVER POMFRET	2,800.00	154,000,000
1835	CV. JAVA FISH	10-Feb	P8/KI-D1/04.0/II/2025/000348	Singapore	Singapore Changi	FLATFISH	70.00	1,750,000
1836	CV. JAVA FISH	10-Feb	P8/KI-D1/04.0/II/2025/000348	Singapore	Singapore Changi	Goldband Snapper	700.00	28,000,000
1837	CV. JAVA FISH	10-Feb	P8/KI-D1/04.0/II/2025/000348	Singapore	Singapore Changi	BARRAMUNDI SKIN ON	105.00	3,150,000
1838	CV. JAVA FISH	10-Feb	P8/KI-D1/04.0/II/2025/000348	Singapore	Singapore Changi	THREADFIN BLUE	2,205.00	77,175,000
1839	CV. JAVA FISH	10-Feb	P8/KI-D1/04.0/II/2025/000348	Singapore	Singapore Changi	SAND WHITING FISH	1,050.00	26,250,000
1840	CV. JAVA FISH	10-Feb	P8/KI-D1/04.0/II/2025/000348	Singapore	Singapore Changi	FRESH LEATHER JACKET FISH	70.00	2,450,000
1841	PT. ANEKA TUNA INDONESIA	10-Feb	04.0-00829-2025	Japan	Osaka	CANNED TUNA	8,601.60	768,768,000
1842	PT. ANEKA TUNA INDONESIA	10-Feb	04.0-00830-2025	Japan	Yokohama	CANNED TUNA	8,601.60	758,016,000
1843	PT. ANEKA TUNA INDONESIA	10-Feb	04.0-00830-2025	Japan	Yokohama	CANNED TUNA	8,601.60	820,601,242
1844	PT WINAROS KAWULA BAHARI	10-Feb	04.0-00831-2025	United States	Long Beach	White Vannamei Sushi Ebi	3,408.00	947,464,896
1845	PT WINAROS KAWULA BAHARI	10-Feb	04.0-00831-2025	United States	Long Beach	White Vannamei Sushi Ebi Broken	1,814.39	340,969,241
1846	PT WINAROS KAWULA BAHARI	10-Feb	04.0-00832-2025	Japan	Tokyo	White Vannamei Sushi Ebi Without Tail	856.80	184,688,381
1847	PT WINAROS KAWULA BAHARI	10-Feb	04.0-00833-2025	United States	Long Beach	White Vannamei Nobashi Ebi	8,120.00	1,368,122,560
1848	PT. ANEKA TUNA INDONESIA	10-Feb	04.0-00834-2025	Japan	Nagoya, Aichi	CANNED TUNA	5,160.96	459,531,878
1849	PT. ANEKA TUNA INDONESIA	10-Feb	04.0-00834-2025	Japan	Nagoya, Aichi	CANNED TUNA	3,440.64	332,541,297
1850	PT. REX CANNING	10-Feb	04.0-00835-2025	United States	New York	CANNED BABY CLAM IN BRINE	14,150.00	776,665,200
1851	CV. PESONA MANDIRI	10-Feb	04.0-00836-2025	China	Fuzhou	FROZEN RIBBON FISH	25,650.00	1,132,470,585
1852	CV. PESONA MANDIRI	10-Feb	04.0-00837-2025	China	Fuzhou	FROZEN RIBBON FISH	25,650.00	1,167,970,185
1853	PT. VARIA NIAGA NUSANTARA	10-Feb	04.0-00838-2025	France	Le Havre	FROZEN CATFISH WHOLE GUTTED	9,955.20	323,404,627
1854	PT. VARIA NIAGA NUSANTARA	10-Feb	04.0-00838-2025	France	Le Havre	FROZEN MILKFISH WHOLE ROUND	4,048.00	157,799,136
1855	PT. VARIA NIAGA NUSANTARA	10-Feb	04.0-00838-2025	France	Le Havre	FROZEN RED TILAPIA WGS	1,017.60	51,239,213

No.	NAMA UPI	TERBIT HC	NO. HC MUTU	NEGARA TUJUAN	PEL. TUJUAN	NAMA PRODUK	VOLUME (KG)	NILAI (RP)
1856	CV. PESONA MANDIRI	10-Feb	04.0-00839-2025	China	Fuzhou	FROZEN RIBBON FISH	25,650.00	1,215,014,850
1857	PT. INDONESIA LIFA ALGAE KARAGINAN INTERNATIONAL	10-Feb	P8/KI-D1/04.0/II/2025/000349	Germany	Rosshaupten	Semi Refined Carrageenan Powder	10.00	32,480
1858	PT. VARIA NIAGA NUSANTARA	10-Feb	04.0-00840-2025	France	Le Havre	FROZEN OCTOPUS WHOLE CLEANED	5,016.00	350,342,520
1859	PT. SURYA ALAM TUNGGAL	10-Feb	04.0-00841-2025	Japan	Osaka	RAW HEADLESS BLACK TIGER	10,800.00	1,882,548,000
1860	PT Sekar Bumi Tbk	10-Feb	P8/KI-D1/04.0/II/2025/000350	Chile	San Antonio	VANNAMEI RAW PD TAIL ON IQF SHRIMP	5,443.20	1,095,590,966
1861	PT. BUMI MENARA INTERNUSA DAMPIT	10-Feb	04.0-00842-2025	Netherlands	Rotterdam	FROZEN VALUE ADDED SEAFOOD PRODUCT	6,400.00	924,915,200
1862	PT. BUMI MENARA INTERNUSA DAMPIT	10-Feb	04.0-00843-2025	Netherlands	Rotterdam	FROZEN VALUE ADDED SEAFOOD PRODUCT	4,850.00	596,157,150
1863	PT. EDMAR MANDIRI JAYA	10-Feb	04.0-00844-2025	China	Ningbo	FROZEN SKIPJACK	27,000.00	627,318,000
1864	PT. SOUTHERN MARINE PRODUCTS	10-Feb	P8/KI-D1/04.0/II/2025/000351	Malaysia	Pasir Gudang, Johor	FROZEN FISH PASTE	25,000.00	1,000,000,000
1865	PT. BUMI MENARA INTERNUSA DAMPIT	10-Feb	04.0-00845-2025	United States	Savannah	FROZEN VALUE ADDED SEAFOOD PRODUCT	15,494.11	1,694,234,446
1866	PT. BUMI MENARA INTERNUSA DAMPIT	10-Feb	04.0-00846-2025	United States	Savannah	FROZEN VALUE ADDED SEAFOOD PRODUCT	14,709.60	1,634,015,916
1867	PT Sekar Bumi Tbk	10-Feb	P8/KI-D1/04.0/II/2025/000352	Chile	San Antonio	VANNAMEI RAW EZP IQF	10,886.40	1,111,599,418
1868	PT. ANEKA TUNA INDONESIA	10-Feb	P8/KI-D1/04.0/II/2025/000374	Australia	Melbourne	CANNED TUNA	26,551.20	2,798,629,236
1869	PT. ANEKA TUNA INDONESIA	10-Feb	P8/KI-D1/04.0/II/2025/000374	Australia	Melbourne	SAMPLE OF CANNED TUNA	2.22	232,319
1870	PT. BUMI MENARA INTERNUSA DAMPIT	10-Feb	04.0-00848-2025	United States	Savannah	FROZEN VALUE ADDED SEAFOOD PRODUCT	14,982.00	1,432,189,308
1871	CV. TIRTA SURYA SRI REJEKI	11-Feb	04.0-00849-2025	China	Nansha New Pt	DRIED SEA CUCUMBER	540.00	62,640,000
1872	CV. TIRTA SURYA SRI REJEKI	11-Feb	04.0-00849-2025	China	Nansha New Pt	DRIED SEA CUCUMBER	45.00	3,915,000
1873	CV. TIRTA SURYA SRI REJEKI	11-Feb	04.0-00849-2025	China	Nansha New Pt	DRIED SEA CUCUMBER	180.00	15,660,000
1874	CV. TIRTA SURYA SRI REJEKI	11-Feb	04.0-00849-2025	China	Nansha New Pt	DRIED SEA CUCUMBER	45.00	3,262,500
1875	CV. TIRTA SURYA SRI REJEKI	11-Feb	04.0-00849-2025	China	Nansha New Pt	DRIED SEA CUCUMBER	405.00	35,235,000
1876	CV. TIRTA SURYA SRI REJEKI	11-Feb	04.0-00849-2025	China	Nansha New Pt	DRIED SEA CUCUMBER	45.00	3,262,500
1877	CV. TIRTA SURYA SRI REJEKI	11-Feb	04.0-00849-2025	China	Nansha New Pt	DRIED SEA CUCUMBER	225.00	19,575,000
1878	CV. TIRTA SURYA SRI REJEKI	11-Feb	04.0-00849-2025	China	Nansha New Pt	DRIED SEA CUCUMBER	720.00	62,640,000
1879	CV. TIRTA SURYA SRI REJEKI	11-Feb	04.0-00849-2025	China	Nansha New Pt	DRIED SEA CUCUMBER	45.00	2,610,000
1880	CV. TIRTA SURYA SRI REJEKI	11-Feb	04.0-00849-2025	China	Nansha New Pt	DRIED SEA CUCUMBER	315.00	82,215,000
1881	PT. INTI LAUTAN FAJAR ABADI	11-Feb	04.0-00850-2025	United States	Miami	SNAPPER	90.80	21,393,388
1882	PT. INTI LAUTAN FAJAR ABADI	11-Feb	04.0-00850-2025	United States	Miami	SNAPPER	1,816.00	427,867,760
1883	CV. TIRTA SURYA SRI REJEKI	11-Feb	04.0-00851-2025	China	Nansha New Pt	DRIED FISH MAW	3,160.00	320,740,000
1884	PT. INTI LAUTAN FAJAR ABADI	11-Feb	04.0-00853-2025	United States	Miami	GROUPE	1,266.66	325,901,485
1885	PT. SURYA ALAM TUNGGAL	11-Feb	04.0-00854-2025	Canada	Montreal	RAW HEADLESS EASY PEELED VANNAMEI	6,350.36	729,605,561
1886	PT. SURYA ALAM TUNGGAL	11-Feb	04.0-00854-2025	Canada	Montreal	RAW & PEELED VANNAMEI	9,071.94	1,103,365,631
1887	CV. JAVA FISH	11-Feb	P8/KI-D1/04.0/II/2025/000354	Singapore	Singapore Changi	SLIPPER LOBSTER	100.00	6,000,000
1888	CV. JAVA FISH	11-Feb	P8/KI-D1/04.0/II/2025/000354	Singapore	Singapore Changi	FRESH WHITE SHRIMP	3,300.00	165,000,000
1889	PT. INTI LAUTAN FAJAR ABADI	11-Feb	04.0-00855-2025	United States	Miami	SNAPPER	129.39	30,719,386
1890	PT. INTI LAUTAN FAJAR ABADI	11-Feb	04.0-00855-2025	United States	Miami	SNAPPER	2,594.61	616,004,522

No.	NAMA UPI	TERBIT HC	NO. HC MUTU	NEGARA TUJUAN	PEL. TUJUAN	NAMA PRODUK	VOLUME (KG)	NILAI (RP)
1891	CV. JAVA FISH	11-Feb	P8/KI-D1/04.0/II/2025/000355	Singapore	Singapore Changi	Hairtail	1,125.00	50,625,000
1892	CV. JAVA FISH	11-Feb	P8/KI-D1/04.0/II/2025/000355	Singapore	Singapore Changi	TENGGIRI	1,500.00	60,000,000
1893	PT. INTI LAUTAN FAJAR ABADI	11-Feb	04.0-00856-2025	United States	Miami	SNAPPER	27.24	3,907,905
1894	PT. INTI LAUTAN FAJAR ABADI	11-Feb	04.0-00856-2025	United States	Miami	SNAPPER	444.92	63,829,113
1895	PT. INTI LAUTAN FAJAR ABADI	11-Feb	04.0-00857-2025	United States	Miami	SNAPPER	38.14	5,471,564
1896	PT. INTI LAUTAN FAJAR ABADI	11-Feb	04.0-00857-2025	United States	Miami	SNAPPER	371.83	53,342,732
1897	PT. INTI LAUTAN FAJAR ABADI	11-Feb	04.0-00857-2025	United States	Miami	SNAPPER	57.20	8,205,912
1898	PT. WINAROS KAWULA BAHARI	11-Feb	04.0-00858-2025	United States	San Francisco	White Raw Vannamei PDTO	3.63	392,136
1899	PT. SURYA ALAM TUNGGAL	11-Feb	04.0-00859-2025	Japan	Tokyo	RAW PEELED WHITE VANNAMEI	15,000.00	1,873,695,000
1900	PT. BUMI MENARA INTERNUSA DAMPIT	11-Feb	04.0-00860-2025	United States	Savannah	FROZEN VALUE ADDED SEAFOOD PRODUCT	14,982.00	1,478,393,796
1901	PT. INTI LAUTAN FAJAR ABADI	11-Feb	04.0-00861-2025	United States	Miami	SPANISH MACKEREL	2,270.00	366,673,100
1902	PT. ANEKA TUNA INDONESIA	11-Feb	P8/KI-D1/04.0/II/2025/000357	Australia	Melbourne	CANNED TUNA	29,376.00	2,625,626,880
1903	PT. ANEKA TUNA INDONESIA	11-Feb	P8/KI-D1/04.0/II/2025/000357	Australia	Melbourne	SAMPLE OF CANNED TUNA	1.28	114,205
1904	PT. SURYA ALAM TUNGGAL	11-Feb	04.0-00862-2025	Canada	Montreal	RAW & PEELED VANNAMEI	14,515.10	1,946,982,939
1905	PT. SEKAR KATOKICHI	11-Feb	04.0-00863-2025	Japan	Kobe	Frozen Breaded Shrimp	10,536.45	1,196,361,215
1906	PT. SOUTHERN MARINE PRODUCTS	11-Feb	P8/KI-D1/04.0/II/2025/000353	Singapore	Singapore Container Terminal	FROZEN FISH PASTE	27,000.00	999,999,000
1907	PT. ANEKA TUNA INDONESIA	11-Feb	04.0-00864-2025	Japan	Hakata/Fukuoka	CANNED TUNA	8,601.60	767,039,078
1908	PT. BUMI MENARA INTERNUSA DAMPIT	11-Feb	04.0-00865-2025	United States	Los Angeles	FROZEN VALUE ADDED SEAFOOD PRODUCT	14,319.16	1,383,502,920
1909	PT. GRAHAMAKMUR CIPTAPRATAMA	11-Feb	04.0-00866-2025	United States	New York	FROZEN RAW VANNAMEI PEELED DEVEINED TAIL ON	15,436.00	2,262,933,036
1910	PT. INTI LAUTAN FAJAR ABADI	11-Feb	04.0-00867-2025	United States	Miami	GROUPE	2,233.68	687,712,099
1911	CV. JAVA FISH	11-Feb	P8/KI-D1/04.0/II/2025/000356	Singapore	Singapore Changi	FROZEN SPANISH MACKEREL	175.00	5,250,000
1912	CV. JAVA FISH	11-Feb	P8/KI-D1/04.0/II/2025/000356	Singapore	Singapore Changi	GROUPE	1,750.00	61,250,000
1913	CV. JAVA FISH	11-Feb	P8/KI-D1/04.0/II/2025/000356	Singapore	Singapore Changi	RED SNAPPER	70.00	3,150,000
1914	CV. JAVA FISH	11-Feb	P8/KI-D1/04.0/II/2025/000356	Singapore	Singapore Changi	SILVER POMFRET	2,800.00	154,000,000
1915	CV. JAVA FISH	11-Feb	P8/KI-D1/04.0/II/2025/000356	Singapore	Singapore Changi	FLATFISH	70.00	1,750,000
1916	CV. JAVA FISH	11-Feb	P8/KI-D1/04.0/II/2025/000356	Singapore	Singapore Changi	Goldband Snapper	700.00	28,000,000
1917	CV. JAVA FISH	11-Feb	P8/KI-D1/04.0/II/2025/000356	Singapore	Singapore Changi	BARRAMUNDI SKIN ON	105.00	3,150,000
1918	CV. JAVA FISH	11-Feb	P8/KI-D1/04.0/II/2025/000356	Singapore	Singapore Changi	THREADFIN BLUE	2,520.00	88,200,000
1919	CV. JAVA FISH	11-Feb	P8/KI-D1/04.0/II/2025/000356	Singapore	Singapore Changi	SAND WHITING FISH	1,050.00	26,250,000
1920	CV. JAVA FISH	11-Feb	P8/KI-D1/04.0/II/2025/000356	Singapore	Singapore Changi	FRESH LEATHER JACKET FISH	70.00	2,450,000
1921	PT. BAHARI INTI NUSANTARA	11-Feb	04.0-00869-2025	China	Dalian	SALTED JELLYFISH	12,600.00	221,130,000
1922	PT. INTI LAUTAN FAJAR ABADI	11-Feb	04.0-00870-2025	United States	Miami	SNAPPER	167.98	40,791,759
1923	PT. INTI LAUTAN FAJAR ABADI	11-Feb	04.0-00870-2025	United States	Miami	SNAPPER	2,102.02	510,448,231
1924	PT. BUMI MENARA INTERNUSA DAMPIT	11-Feb	04.0-00871-2025	United States	Savannah	FROZEN VALUE ADDED SEAFOOD PRODUCT	14,982.00	1,478,393,796
1925	PT. INTI LAUTAN FAJAR ABADI	11-Feb	04.0-00872-2025	United States	Miami	SNAPPER	4,540.00	1,079,512,120
1926	PT. SEKAR LAUT, TBK.	11-Feb	04.0-00868-2025	Korea (South)	Busan (ex Pusan)	SHRIMP CRACKERS	13,940.00	586,664,900
1927	PT. AMARTA CARRAGEENAN INDONESIA	11-Feb	P8/KI-D1/04.0/II/2025/000358	SERBIA	Novi Sad	SRC (CARRAGEENAN KAPPA)	0.40	180,000
1928	PT. SAMUDRA KENCANA MINA	11-Feb	P8/KI-D1/04.0/II/2025/000373	Australia	Brisbane	FROZEN CORAL TROUT FILLET	3,080.00	372,372,000

No.	NAMA UPI	TERBIT HC	NO. HC MUTU	NEGARA TUJUAN	PEL. TUJUAN	NAMA PRODUK	VOLUME (KG)	NILAI (RP)
1929	PT. GEMA ISTA RAYA	11-Feb	P8/KI-D1/04.0/II/2025/000359	Congo, Democratic Republic	Matadi	Canned Sardines	20,000.00	686,400,000
1930	PT. INDONESIA LIFA ALGAE KARAGINAN INTERNATIONAL	11-Feb	P8/KI-D1/04.0/II/2025/000360	China	Xiamen	CARRAGEENAN SEMI REFINED (IOTA CARRAGEENAN)	24,000.00	976,080,000
1931	PT. AMARTA CARRAGEENAN INDONESIA	11-Feb	P8/KI-D1/04.0/II/2025/000361	Russian Federation	Vladivostok	SEMI REFINED KAPPA CARRAGEENAN	20,000.00	3,810,000,000
1932	PT. SAMUDRA KENCANA MINA	11-Feb	P8/KI-D1/04.0/II/2025/000400	Australia	Brisbane	FROZEN GOLDBAND SNAPPER FILLET	550.00	79,508,000
1933	PT. INDONESIA LIFA ALGAE KARAGINAN INTERNATIONAL	11-Feb	P8/KI-D1/04.0/II/2025/000362	China	Xiamen	Agar Powder	3,000.00	488,040,000
1934	PT. MULTI PRAWN INDONESIA	11-Feb	04.0-00874-2025	Vietnam	Cat Lai	FROZEN SHRIMP	10,800.00	1,819,033,200
1935	PT. VARIA NIAGA NUSANTARA	11-Feb	04.0-00876-2025	United Kingdom (GB)	Felixstowe	FROZEN BLACK POMFRET WHOLE ROUND	1,000.00	61,313,000
1936	PT. VARIA NIAGA NUSANTARA	11-Feb	04.0-00876-2025	United Kingdom (GB)	Felixstowe	FROZEN BARRACUDA WHOLE ROUND	5,490.00	260,308,350
1937	PT. VARIA NIAGA NUSANTARA	11-Feb	04.0-00876-2025	United Kingdom (GB)	Felixstowe	FROZEN BARRAMUNDI HEADLESS GUTTED SCALED	1,110.00	75,316,830
1938	PT. ANEKA TUNA INDONESIA	11-Feb	P8/KI-D1/04.0/II/2025/000363	Saudi Arabia	Ad Dammam	CANNED TUNA	26,150.40	1,920,066,970
1939	PT. ANEKA TUNA INDONESIA	11-Feb	P8/KI-D1/04.0/II/2025/000364	Saudi Arabia	Ad Dammam	CANNED TUNA	19,713.60	1,214,101,483
1940	PT. ANEKA TUNA INDONESIA	11-Feb	P8/KI-D1/04.0/II/2025/000364	Saudi Arabia	Ad Dammam	CANNED TUNA	29,570.40	1,943,041,414
1941	PT. VARIA NIAGA NUSANTARA	11-Feb	04.0-00877-2025	United Kingdom (GB)	Felixstowe	FROZEN KINGFISH HEADLESS	13,336.90	1,308,349,890
1942	PT. VARIA NIAGA NUSANTARA	11-Feb	04.0-00878-2025	United Kingdom (GB)	Felixstowe	FROZEN YELLOWFIN TUNA HEADLESS GUTTED	2,520.00	144,207,000
1943	PT. ANEKA TUNA INDONESIA	11-Feb	P8/KI-D1/04.0/II/2025/000365	Saudi Arabia	Ad Dammam	CANNED TUNA	53,222.40	3,334,702,694
1944	PT. ANEKA TUNA INDONESIA	11-Feb	P8/KI-D1/04.0/II/2025/000366	Saudi Arabia	Ad Dammam	POUCHED TUNA	11,200.00	557,312,000
1945	PT. ANEKA TUNA INDONESIA	11-Feb	P8/KI-D1/04.0/II/2025/000367	Saudi Arabia	Ad Dammam	CANNED TUNA	19,420.80	987,780,730
1946	PT. ANEKA TUNA INDONESIA	11-Feb	P8/KI-D1/04.0/II/2025/000367	Saudi Arabia	Ad Dammam	CANNED TUNA	8,601.60	754,790,400
1947	PT. VARIA NIAGA NUSANTARA	11-Feb	04.0-00879-2025	United Kingdom (GB)	Felixstowe	FROZEN SAILFISH CHUNK	5,058.40	314,278,392
1948	PT. VARIA NIAGA NUSANTARA	11-Feb	04.0-00879-2025	United Kingdom (GB)	Felixstowe	FROZEN YELLOWSTRIPE TREVALLY WHOLE ROUND	1,560.00	62,488,920
1949	PT. VARIA NIAGA NUSANTARA	11-Feb	04.0-00879-2025	United Kingdom (GB)	Felixstowe	FROZEN KINGFISH HEADLESS GUTTED	9,915.90	972,749,790
1950	PT. VARIA NIAGA NUSANTARA	11-Feb	04.0-00879-2025	United Kingdom (GB)	Felixstowe	FROZEN KINGFISH ROE	924.00	89,133,660
1951	PT Sekar Bumi Tbk	11-Feb	04.0-00880-2025	United States	Seattle	VANNAMEI RAW PD TAIL OFF IQF SHRIMP	15,876.00	1,757,489,076
1952	PT. VARIA NIAGA NUSANTARA	11-Feb	04.0-00881-2025	United Kingdom (GB)	Felixstowe	FROZEN RIBBONFISH	330.00	18,884,250
1953	PT. VARIA NIAGA NUSANTARA	11-Feb	04.0-00881-2025	United Kingdom (GB)	Felixstowe	FROZEN BLACK POMFRET WHOLE ROUND	2,000.00	130,800,000
1954	PT. VARIA NIAGA NUSANTARA	11-Feb	04.0-00881-2025	United Kingdom (GB)	Felixstowe	FROZEN BARRAMUNDI HEADLESS GUTTED SCALED	1,710.00	118,822,770
1955	PT. VARIA NIAGA NUSANTARA	11-Feb	04.0-00881-2025	United Kingdom (GB)	Felixstowe	FROZEN EMPEROR WGS	2,000.00	96,464,000
1956	PT. SAMUDRA KENCANA MINA	11-Feb	P8/KI-D1/04.0/II/2025/000459	Australia	Brisbane	FROZEN CORAL TROUT FILLET	3,080.00	372,372,000
1957	PT. MEGA MARINE PRIDE	11-Feb	04.0-00882-2025	United States	New York	FROZEN CRAB	11,974.95	4,674,613,332
1958	PT. BUMI MENARA INTERNUSA DAMPIT	11-Feb	04.0-00883-2025	United States	Savannah	FROZEN VALUE ADDED SEAFOOD PRODUCT	14,982.00	1,478,393,796

No.	NAMA UPI	TERBIT HC	NO. HC MUTU	NEGARA TUJUAN	PEL. TUJUAN	NAMA PRODUK	VOLUME (KG)	NILAI (RP)
1959	PT. GEMA ISTA RAYA	11-Feb	P8/KI-D1/04.0/II/2025/000368	Cameroon	Douala	Canned Sardines	101,565.00	3,165,781,050
1960	PT. SAMUDRA KENCANA MINA	11-Feb	P8/KI-D1/04.0/II/2025/000370	Australia	Brisbane	FROZEN SNAPPER FILLET	970.00	110,968,000
1961	PT. SAMUDRA KENCANA MINA	11-Feb	P8/KI-D1/04.0/II/2025/000369	Australia	Brisbane	FROZEN GOLDBAND SNAPPER FILLET	550.00	79,508,000
1962	PT. SAMUDRA KENCANA MINA	11-Feb	P8/KI-D1/04.0/II/2025/000371	Australia	Brisbane	FROZEN SLIPPER LOBSTER	1,480.00	262,945,680
1963	PT. SAMUDRA KENCANA MINA	11-Feb	P8/KI-D1/04.0/II/2025/000372	Australia	Brisbane	FROZEN EMPEROR FILLET	970.00	110,968,000
1964	CV. PESONA MANDIRI	11-Feb	04.0-00884-2025	China	Tianjinxingang	FROZEN RIBBON FISH	25,612.20	892,057,559
1965	PT. SAMUDRA KENCANA MINA	11-Feb	P8/KI-D1/04.0/II/2025/000465	Australia	Brisbane	FROZEN CORAL TROUT FILLET	3,080.00	372,372,000
1966	PT. ANEKA TUNA INDONESIA	12-Feb	P8/KI-D1/04.0/II/2025/000466	Australia	Melbourne	CANNED TUNA	26,203.20	2,638,164,379
1967	PT. ANEKA TUNA INDONESIA	12-Feb	P8/KI-D1/04.0/II/2025/000466	Australia	Melbourne	SAMPLE OF CANNED TUNA	2.24	209,265
1968	PT WINAROS KAWULA BAHARI	12-Feb	04.0-00886-2025	United States	Los Angeles	White Vannamei Nobashi Ebi	6,766.80	1,134,034,478
1969	PT WINAROS KAWULA BAHARI	12-Feb	04.0-00885-2025	United States	Los Angeles	White Vannamei Sushi Ebi	3,264.00	880,545,600
1970	PT WINAROS KAWULA BAHARI	12-Feb	04.0-00885-2025	United States	Los Angeles	White Vannamei Sushi Ebi Broken	1,980.00	339,916,500
1971	PT. PHILLIPS SEAFOODS INDONESIA	12-Feb	04.0-00887-2025	United States	Baltimore	FROZEN VALUE ADDED CRAB	11,769.60	4,447,237,517
1972	PT. ANEKA TUNA INDONESIA	12-Feb	04.0-00888-2025	Japan	Hiroshima	CANNED TUNA	16,343.04	1,454,121,984
1973	PT. ANEKA TUNA INDONESIA	12-Feb	04.0-00888-2025	Japan	Hiroshima	CANNED TUNA	860.16	82,904,801
1974	CV. JAVA FISH	12-Feb	P8/KI-D1/04.0/II/2025/000375	Singapore	Singapore Changi	FROZEN SPANISH MACKEREL	175.00	5,250,000
1975	CV. JAVA FISH	12-Feb	P8/KI-D1/04.0/II/2025/000375	Singapore	Singapore Changi	GROUPE	1,750.00	61,250,000
1976	CV. JAVA FISH	12-Feb	P8/KI-D1/04.0/II/2025/000375	Singapore	Singapore Changi	RED SNAPPER	70.00	3,150,000
1977	CV. JAVA FISH	12-Feb	P8/KI-D1/04.0/II/2025/000375	Singapore	Singapore Changi	SILVER POMFRET	2,800.00	154,000,000
1978	CV. JAVA FISH	12-Feb	P8/KI-D1/04.0/II/2025/000375	Singapore	Singapore Changi	FLATFISH	70.00	1,750,000
1979	CV. JAVA FISH	12-Feb	P8/KI-D1/04.0/II/2025/000375	Singapore	Singapore Changi	Goldband Snapper	700.00	28,000,000
1980	CV. JAVA FISH	12-Feb	P8/KI-D1/04.0/II/2025/000375	Singapore	Singapore Changi	BARRAMUNDI SKIN ON	105.00	3,150,000
1981	CV. JAVA FISH	12-Feb	P8/KI-D1/04.0/II/2025/000375	Singapore	Singapore Changi	THREADFIN BLUE	2,310.00	80,850,000
1982	CV. JAVA FISH	12-Feb	P8/KI-D1/04.0/II/2025/000375	Singapore	Singapore Changi	SAND WHITING FISH	1,050.00	26,250,000
1983	CV. JAVA FISH	12-Feb	P8/KI-D1/04.0/II/2025/000375	Singapore	Singapore Changi	FRESH LEATHER JACKET FISH	70.00	2,450,000
1984	CV. JAVA FISH	12-Feb	P8/KI-D1/04.0/II/2025/000376	Singapore	Singapore Changi	Hairtail	950.00	42,750,000
1985	CV. JAVA FISH	12-Feb	P8/KI-D1/04.0/II/2025/000376	Singapore	Singapore Changi	TENGGIRI	1,500.00	60,000,000
1986	PT WINAROS KAWULA BAHARI	12-Feb	04.0-00889-2025	Japan	Tokyo	White Cooked Vannamei Frozen Shrimp	1,660.00	283,622,620
1987	PT WINAROS KAWULA BAHARI	12-Feb	04.0-00889-2025	Japan	Tokyo	White Vannamei Sushi Ebi	1,359.60	335,462,266
1988	PT WINAROS KAWULA BAHARI	12-Feb	04.0-00889-2025	Japan	Tokyo	White Vannamei Sushi Ebi Without Tail	8,638.40	1,843,227,238
1989	CV. JAVA FISH	12-Feb	P8/KI-D1/04.0/II/2025/000377	Singapore	Singapore Changi	SLIPPER LOBSTER	100.00	6,000,000
1990	CV. JAVA FISH	12-Feb	P8/KI-D1/04.0/II/2025/000377	Singapore	Singapore Changi	FRESH WHITE SHRIMP	3,180.00	159,000,000
1991	PT. ANEKA TUNA INDONESIA	12-Feb	04.0-00890-2025	Japan	Hiroshima	CANNED TUNA	17,203.20	1,530,517,094
1992	PT WINAROS KAWULA BAHARI	12-Feb	04.0-00891-2025	United States	Los Angeles	White Vannamei Ebishin (Broken)	4,620.00	778,257,480
1993	PT WINAROS KAWULA BAHARI	12-Feb	04.0-00891-2025	United States	Los Angeles	White Vannamei Sushi Ebi	9,000.60	2,443,473,887
1994	PT. BUMI MENARA INTERNUSA DAMPIT	12-Feb	04.0-00892-2025	United States	New York	FROZEN FISH	15,209.00	3,495,195,499
1995	PT. ANEKA TUNA INDONESIA	12-Feb	P8/KI-D1/04.0/II/2025/000378	Saudi Arabia	Ad Dammam	CANNED TUNA	29,376.00	1,562,891,328
1996	PT. ANEKA TUNA INDONESIA	12-Feb	P8/KI-D1/04.0/II/2025/000378	Saudi Arabia	Ad Dammam	CANNED TUNA	8,640.00	853,796,160

No.	NAMA UPI	TERBIT HC	NO. HC MUTU	NEGARA TUJUAN	PEL. TUJUAN	NAMA PRODUK	VOLUME (KG)	NILAI (RP)
1997	PT. GEMA ISTA RAYA	12-Feb	P8/KI-D1/04.0/II/2025/000379	Ghana	Tema	Canned Sardines	40,000.00	1,310,400,000
1998	PT. BUMI MENARA INTERNUSA DAMPIT	12-Feb	04.0-00893-2025	United States	Seattle	FROZEN VALUE ADDED SEAFOOD PRODUCT	16,213.25	1,823,212,389
1999	PT. ALTER TRADE INDONESIA	12-Feb	04.0-00894-2025	Japan	Tokyo	SEAFOOD MIX IQF	302.40	65,650,435
2000	PT. ALTER TRADE INDONESIA	12-Feb	04.0-00895-2025	Japan	Tokyo	FROZEN EBI FRY	1,125.60	285,251,803
2001	PT. SINDABAD MARINE PIONEER	12-Feb	P8/KI-D1/04.0/II/2025/000326	Thailand	Songkhla	DRIED FLYING FISH ROE	5,000.00	3,322,500,000
2002	Koperasi Agar Makmur Sentosa	12-Feb	04.0-00896-2025	China	Xiamen	DRIED GRACILARIA SP	26,000.00	208,000,000
2003	PT. LEGONG BALI NUSANTARA	12-Feb	04.0-00897-2025	China	Shekou	ALOHA SUPER PRAWN CRACKERS	600.00	56,962,200
2004	PT. LEGONG BALI NUSANTARA	12-Feb	04.0-00897-2025	China	Shekou	AMIGO PRAWN CRACKERS	12,600.00	913,449,600
2005	PT. LEGONG BALI NUSANTARA	12-Feb	04.0-00897-2025	China	Shekou	AMIGO PRAWN CRACKERS 400GR	4,800.00	357,494,400
2006	PT. LEGONG BALI NUSANTARA	12-Feb	04.0-00897-2025	China	Shekou	SUPER EXTRA SHRIMPS CRACKERS REGULAR	4,800.00	283,929,600
2007	PT. ALTER TRADE INDONESIA	12-Feb	04.0-00898-2025	Japan	Tokyo	FROZEN SHRIMP	7,963.90	3,155,583,880
2008	PT. ALTER TRADE INDONESIA	12-Feb	04.0-00898-2025	Japan	Tokyo	Udang Krosok	93.60	27,433,130
2009	PT. BUMI MENARA INTERNUSA DAMPIT	12-Feb	04.0-00899-2025	United States	Savannah	FROZEN VALUE ADDED SEAFOOD PRODUCT	16,235.04	1,989,798,972
2010	PT. GEMA ISTA RAYA	12-Feb	P8/KI-D1/04.0/II/2025/000380	United Arab Emirates	Jebel Ali	Canned Sardines	20,000.00	644,800,000
2011	PT Sekar Bumi Tbk	12-Feb	04.0-00900-2025	Korea (South)	Incheon	FROZEN CAT FISH	4,200.00	192,045,000
2012	PT Sekar Bumi Tbk	12-Feb	04.0-00901-2025	Korea (South)	Incheon	FROZEN FISH BALL	8,172.00	417,997,800
2013	PT. MEGA MARINE PRIDE	12-Feb	04.0-00902-2025	Japan	Tokyo	FROZEN RAW SENEGAL SHRIMP	3,075.20	899,034,720
2014	PT. MEGA MARINE PRIDE	12-Feb	04.0-00902-2025	Japan	Tokyo	FROZEN RED ARGENTINA SHRIMP	6,516.20	1,623,739,297
2015	PT Sekar Bumi Tbk	12-Feb	04.0-00903-2025	United States	Norfolk	VANNAMEI COOKED IN SHELL PD TAIL ON IQF SHRIMP	14,932.51	2,803,115,845
2016	PT Sekar Bumi Tbk	12-Feb	04.0-00904-2025	United States	Norfolk	VANNAMEI RAW EZ PEEL IQF SHRIMP	453.60	56,763,958
2017	PT. SAMUDRA KENCANA MINA	12-Feb	04.0-00905-2025	Italy	Livorno	FROZEN OCTOPUS	16,965.00	1,534,212,810
2018	CV. JAVA FISH	13-Feb	P8/KI-D1/04.0/II/2025/000381	Singapore	Singapore Changi	SLIPPER LOBSTER	100.00	6,000,000
2019	CV. JAVA FISH	13-Feb	P8/KI-D1/04.0/II/2025/000381	Singapore	Singapore Changi	FRESH WHITE SHRIMP	3,260.00	163,000,000
2020	CV. JAVA FISH	13-Feb	P8/KI-D1/04.0/II/2025/000382	Singapore	Singapore Changi	FROZEN SPANISH MACKEREL	175.00	5,250,000
2021	CV. JAVA FISH	13-Feb	P8/KI-D1/04.0/II/2025/000382	Singapore	Singapore Changi	GROUPEL	1,750.00	61,250,000
2022	CV. JAVA FISH	13-Feb	P8/KI-D1/04.0/II/2025/000382	Singapore	Singapore Changi	RED SNAPPER	70.00	3,150,000
2023	CV. JAVA FISH	13-Feb	P8/KI-D1/04.0/II/2025/000382	Singapore	Singapore Changi	SILVER POMFRET	2,800.00	154,000,000
2024	CV. JAVA FISH	13-Feb	P8/KI-D1/04.0/II/2025/000382	Singapore	Singapore Changi	FLATFISH	70.00	1,750,000
2025	CV. JAVA FISH	13-Feb	P8/KI-D1/04.0/II/2025/000382	Singapore	Singapore Changi	Goldband Snapper	700.00	28,000,000
2026	CV. JAVA FISH	13-Feb	P8/KI-D1/04.0/II/2025/000382	Singapore	Singapore Changi	BARRAMUNDI SKIN ON	105.00	3,150,000
2027	CV. JAVA FISH	13-Feb	P8/KI-D1/04.0/II/2025/000382	Singapore	Singapore Changi	THREADFIN BLUE	2,170.00	75,950,000
2028	CV. JAVA FISH	13-Feb	P8/KI-D1/04.0/II/2025/000382	Singapore	Singapore Changi	SAND WHITING FISH	1,050.00	26,250,000
2029	CV. JAVA FISH	13-Feb	P8/KI-D1/04.0/II/2025/000382	Singapore	Singapore Changi	FRESH LEATHER JACKET FISH	70.00	2,450,000
2030	PT. Komodo Maju Pangan	13-Feb	04.0-00906-2025	United States	Los Angeles	Shrimp Crackers	13,816.00	1,707,574,704
2031	CV. JAVA FISH	13-Feb	P8/KI-D1/04.0/II/2025/000383	Singapore	Singapore Changi	Hairtail	1,075.00	48,375,000
2032	CV. JAVA FISH	13-Feb	P8/KI-D1/04.0/II/2025/000383	Singapore	Singapore Changi	TENGGIRI	1,500.00	60,000,000

No.	NAMA UPI	TERBIT HC	NO. HC MUTU	NEGARA TUJUAN	PEL. TUJUAN	NAMA PRODUK	VOLUME (KG)	NILAI (RP)
2033	PT WINAROS KAWULA BAHARI	13-Feb	04.0-00907-2025	Japan	Tokyo	White Raw Vannamei Frozen Shrimp	5,290.80	760,679,479
2034	PT WINAROS KAWULA BAHARI	13-Feb	04.0-00907-2025	Japan	Tokyo	White Vannamei Nobashi Ebi	6,249.24	1,007,639,956
2035	PT. MULTI PRAWN INDONESIA	13-Feb	04.0-00908-2025	Japan	Tokyo	FROZEN SHRIMP	15,282.00	2,489,774,004
2036	PT. MULTI PRAWN INDONESIA	13-Feb	04.0-00909-2025	Japan	Osaka	FROZEN SHRIMP	15,282.00	2,498,179,104
2037	PT WINAROS KAWULA BAHARI	13-Feb	04.0-00910-2025	Japan	Tokyo	White Vannamei Ebi Fry	1,456.00	220,605,840
2038	PT. ANEKA TUNA INDONESIA	13-Feb	04.0-00911-2025	Japan	Hakata/Fukuoka	CANNED TUNA	1,720.32	152,370,463
2039	PT. ANEKA TUNA INDONESIA	13-Feb	04.0-00912-2025	Japan	Shimizu	POUCHED TUNA	4,608.00	682,269,696
2040	PT. ANEKA TUNA INDONESIA	13-Feb	04.0-00912-2025	Japan	Shimizu	SAMPLE OF POUCHED TUNA	0.40	58,800
2041	PT. ANEKA TUNA INDONESIA	13-Feb	04.0-00913-2025	Japan	Hakata/Fukuoka	POUCHED TUNA	2,419.20	223,606,656
2042	PT. ANEKA TUNA INDONESIA	13-Feb	04.0-00913-2025	Japan	Hakata/Fukuoka	POUCHED TUNA	3,110.40	307,581,235
2043	PT. SEKAR LAUT, TBK.	13-Feb	04.0-00914-2025	United Kingdom (GB)	Southampton	SHRIMP CRACKERS	6,006.00	285,873,588
2044	PT. AMARTA CARRAGEENAN INDONESIA	13-Feb	04.0-00915-2025	United States	Allentown	GUM KAPPA CARRAGEENAN (SEAWEED FLOUR)	19,050.00	2,394,585,000
2045	PT. ANEKA TUNA INDONESIA	13-Feb	04.0-00916-2025	Japan	Yokohama	POUCHED TUNA	1,382.40	127,487,693
2046	PT. ANEKA TUNA INDONESIA	13-Feb	04.0-00916-2025	Japan	Yokohama	POUCHED TUNA	1,369.44	134,884,362
2047	PT.CANDI JAYA AMERTA	13-Feb	04.0-00917-2025	Netherlands	Rotterdam	KERUPUK UDANG	16,000.00	872,720,000
2048	PT. ANEKA TUNA INDONESIA	13-Feb	04.0-00918-2025	Japan	Yokohama	CANNED TUNA	5,160.96	498,811,945
2049	PT. ANEKA TUNA INDONESIA	13-Feb	P8/KI-D1/04.0/II/2025/000384	Saudi Arabia	Ad Dammam	CANNED TUNA	19,420.80	987,780,730
2050	PT. ANEKA TUNA INDONESIA	13-Feb	P8/KI-D1/04.0/II/2025/000384	Saudi Arabia	Ad Dammam	CANNED TUNA	39,427.20	2,796,098,170
2051	PT. BUMI MENARA INTERNUSA DAMPIT	13-Feb	04.0-00919-2025	United States	Savannah	FROZEN VALUE ADDED SEAFOOD PRODUCT	16,344.00	2,015,411,328
2052	PT. SEKAR LAUT, TBK.	13-Feb	04.0-00920-2025	Netherlands	Rotterdam	SHRIMP CRACKERS	2,187.50	148,623,125
2053	PT. ANEKA TUNA INDONESIA	13-Feb	P8/KI-D1/04.0/II/2025/000385	Saudi Arabia	Ad Dammam	CANNED TUNA	19,713.60	1,381,726,224
2054	PT. AMARTA CARRAGEENAN INDONESIA	13-Feb	P8/KI-D1/04.0/II/2025/000386	Malaysia	Kuala Selangor	SRC (CARRAGEENAN KAPPA)	0.10	180,000
2055	CV. TIRTA SURYA SRI REJEKI	13-Feb	04.0-00921-2025	China	Qingdao	SALT JELLYFISH	13,960.00	202,420,000
2056	PT. ANEKA TUNA INDONESIA	13-Feb	P8/KI-D1/04.0/II/2025/000387	Saudi Arabia	Ad Dammam	CANNED TUNA	29,570.40	2,499,970,327
2057	PT BAHARI SEJAHTERA PERTIWI	13-Feb	04.0-00922-2025	China	Nansha New Pt	Frozen Mackerel Fish	14,385.20	1,003,925,846
2058	PT. ANEKA TUNA INDONESIA	13-Feb	P8/KI-D1/04.0/II/2025/000388	Saudi Arabia	Ad Dammam	CANNED TUNA	39,427.20	2,621,356,819
2059	CV. TIRTA SURYA SRI REJEKI	13-Feb	04.0-00923-2025	China	Qingdao	SALT JELLYFISH	15,120.00	219,240,000
2060	PT BAHARI SEJAHTERA PERTIWI	13-Feb	04.0-00924-2025	China	Nansha New Pt	FROZEN LEATHERJACKET	9,000.00	893,608,200
2061	PT BAHARI SEJAHTERA PERTIWI	13-Feb	04.0-00924-2025	China	Nansha New Pt	FROZEN SEA BREAM FISH	10,656.00	292,040,467
2062	PT BAHARI SEJAHTERA PERTIWI	13-Feb	04.0-00924-2025	China	Nansha New Pt	FROZEN WHITESPOTTED CONGER FISH	3,268.00	111,202,524
2063	PT BAHARI SEJAHTERA PERTIWI	13-Feb	04.0-00925-2025	China	Nansha New Pt	FROZEN ORANGE GOATFISH	7,218.00	184,013,527
2064	PT BAHARI SEJAHTERA PERTIWI	13-Feb	04.0-00925-2025	China	Nansha New Pt	FROZEN BIGEYE FISH	16,632.00	494,828,611
2065	PT BAHARI SEJAHTERA PERTIWI	13-Feb	04.0-00926-2025	China	Nansha New Pt	FROZEN SEA BREAM FISH	3,123.00	69,393,060
2066	PT BAHARI SEJAHTERA PERTIWI	13-Feb	04.0-00926-2025	China	Nansha New Pt	FROZEN SILVER WHITING FISH	1,976.00	51,968,010
2067	PT BAHARI SEJAHTERA PERTIWI	13-Feb	04.0-00926-2025	China	Nansha New Pt	FROZEN WHITESPOTTED CONGER FISH	4,011.10	136,663,793
2068	PT. GEMA ISTA RAYA	13-Feb	P8/KI-D1/04.0/II/2025/000389	Ghana	Tema	Canned Sardines	15,353.00	405,595,554
2069	PT. PHILLIPS SEAFOODS INDONESIA	13-Feb	P8/KI-D1/04.0/II/2025/000390	Australia	Sydney	PASTEURIZED BLUE SWIMMING CRABMEAT	15,690.24	4,268,325,819
2070	PT BAHARI SEJAHTERA PERTIWI	13-Feb	04.0-00927-2025	China	Nansha New Pt	FROZEN ORANGE GOATFISH	10,368.00	266,876,467

No.	NAMA UPI	TERBIT HC	NO. HC MUTU	NEGARA TUJUAN	PEL. TUJUAN	NAMA PRODUK	VOLUME (KG)	NILAI (RP)
2071	PT BAHARI SEJAHTERA PERTIWI	13-Feb	04.0-00927-2025	China	Nansha New Pt	FROZEN BIGEYE FISH	6,597.00	173,771,577
2072	PT BAHARI SEJAHTERA PERTIWI	13-Feb	04.0-00927-2025	China	Nansha New Pt	FROZEN SEA BREAM FISH	6,435.00	159,987,614
2073	PT. INTI LAUTAN FAJAR ABADI	13-Feb	04.0-00928-2025	United States	New York	GROUPE	4,267.60	1,322,968,803
2074	PT. INTI LAUTAN FAJAR ABADI	13-Feb	04.0-00929-2025	United States	New York	SNAPPER	1,005.84	236,179,279
2075	PT. INTI LAUTAN FAJAR ABADI	13-Feb	04.0-00929-2025	United States	New York	SNAPPER	8,096.86	1,901,207,503
2076	PT. INTI LAUTAN FAJAR ABADI	13-Feb	04.0-00929-2025	United States	New York	SNAPPER	93.07	21,853,581
2077	PT. INTI LAUTAN FAJAR ABADI	13-Feb	04.0-00929-2025	United States	New York	SNAPPER	1,834.16	430,675,441
2078	PT. INTI LAUTAN FAJAR ABADI	13-Feb	04.0-00929-2025	United States	New York	SNAPPER	229.27	53,834,430
2079	PT. AMARTA CARRAGEENAN INDONESIA	13-Feb	P8/KI-D1/04.0/II/2025/000391	India	Kochi	SRC (CARRAGEENAN KAPPA)	0.20	180,000
2080	CV. PESONA MANDIRI	13-Feb	04.0-00930-2025	China	Nansha	FROZEN BLACK POMFRET	2,027.40	61,785,623
2081	CV. PESONA MANDIRI	13-Feb	04.0-00930-2025	China	Nansha	FROZEN EMPEROR FISH	6,563.60	148,862,448
2082	CV. PESONA MANDIRI	13-Feb	04.0-00930-2025	China	Nansha	FROZEN MALABAR SNAPPER	16,663.40	931,867,318
2083	PT. SAMUDRA KENCANA MINA	13-Feb	04.0-00931-2025	Italy	Napoli	FROZEN OCTOPUS	21,000.00	1,661,205,000
2084	PT. BUMI MENARA INTERNUSA DAMPIT	13-Feb	04.0-00933-2025	Reunion	Pointe des Galets	FROZEN SHRIMP	1,380.00	222,525,000
2085	PT. GEMA ISTA RAYA	13-Feb	P8/KI-D1/04.0/II/2025/000392	Equatorial Guinea	Malabo	Canned Sardines	20,313.00	707,684,607
2086	CV. MARINA SEJAHTERA	13-Feb	04.0-00934-2025	China	Xiamen	FRESH BELT FISH	4,500.00	211,500,000
2087	PT. GRAHAMAKMUR CIPTAPRATAMA	13-Feb	04.0-00935-2025	United States	New York	FROZEN RAW VANNAMEI PEELED DEVEINED TAIL ON	15,663.00	2,454,768,012
2088	PT. SINDABAD MARINE PIONEER	13-Feb	04.0-00936-2025	Japan	Tomakomai	FROZEN SQUID	9,120.00	629,280,000
2089	PT. SUKSES LAUTAN INDONESIA	13-Feb	P8/KI-D1/04.0/II/2025/000394	Thailand	Bangkok	FROZEN SPOTTED GROUPE WHOLE, IQF, RANDOM WEIGHT (SAMPLE)	103.50	9,049,636
2090	PT. SUKSES LAUTAN INDONESIA	13-Feb	P8/KI-D1/04.0/II/2025/000394	Thailand	Bangkok	FROZEN SPOTTED GROUPE HEAD	11,460.00	241,922,892
2091	PT. GEMA ISTA RAYA	13-Feb	P8/KI-D1/04.0/II/2025/000395	Equatorial Guinea	Malabo	Canned Sardines	40,626.00	1,368,893,070
2092	PT ASIA SEJAHTERA MINA TBK.	13-Feb	P8/KI-D1/04.0/II/2025/000393	Vietnam	Haiphong	DRIED GRACILARIA	25,000.00	224,900,000
2093	PT. SURYA INDOALGAS	13-Feb	P8/KI-D1/04.0/II/2025/000396	Malaysia	Port Kelang	Tepung agar-agar	1,000.00	260,420,000
2094	PT. INTI LAUTAN FAJAR ABADI	13-Feb	04.0-00937-2025	United States	New York	SNAPPER	4,176.80	484,609,043
2095	PT. INTI LAUTAN FAJAR ABADI	13-Feb	04.0-00938-2025	United States	New York	SWORDFISH	2,724.00	355,555,548
2096	PT. INTI LAUTAN FAJAR ABADI	13-Feb	04.0-00939-2025	United States	New York	MAHI-MAHI	3,405.00	444,444,435
2097	PT. BUMI MENARA INTERNUSA DAMPIT	13-Feb	04.0-00940-2025	Netherlands	Rotterdam	FROZEN VALUE ADDED SEAFOOD PRODUCT	10,925.00	1,206,786,425
2098	PT Sekar Bumi Tbk	13-Feb	P8/KI-D1/04.0/II/2025/000397	United Arab Emirates	Dubai	FROZEN ADDED VALUE PRODUCTS	2.28	15,499
2099	PT ANEKA SAKANA INDONESIA	13-Feb	P8/KI-D1/04.0/II/2025/000398	Thailand	Lat Krabang	FROZEN SKIPJACK TUNA WHOLE ROUND	25,000.00	500,000,000
2100	PT. BUMI MENARA INTERNUSA DAMPIT	13-Feb	04.0-00941-2025	Netherlands	Rotterdam	FROZEN VALUE ADDED SEAFOOD PRODUCT	3,750.00	475,462,500
2101	PT. INTI LAUTAN FAJAR ABADI	13-Feb	04.0-00942-2025	United States	New York	GROUPE	2,864.74	859,012,342
2102	PT. HAKIKI DONARTA	13-Feb	P8/KI-D1/04.0/II/2025/000399	Italy	Trieste	AGAR AGAR POWDER TYPE GS	2,020.00	342,551,600
2103	PT. HAKIKI DONARTA	13-Feb	P8/KI-D1/04.0/II/2025/000399	Italy	Trieste	AGAR AGAR POWDER TYPE GS 1000	2,020.00	342,551,600

No.	NAMA UPI	TERBIT HC	NO. HC MUTU	NEGARA TUJUAN	PEL. TUJUAN	NAMA PRODUK	VOLUME (KG)	NILAI (RP)
2104	PT. HAKIKI DONARTA	13-Feb	P8/KI-D1/04.0/II/2025/000399	Italy	Trieste	AGAR AGAR POWDER TYPE GS 800	1,010.00	171,275,800
2105	PT. HAKIKI DONARTA	13-Feb	P8/KI-D1/04.0/II/2025/000399	Italy	Trieste	AGAR AGAR POWDER TYPE GS 900	5,000.00	847,900,000
2106	PT. HAKIKI DONARTA	13-Feb	P8/KI-D1/04.0/II/2025/000399	Italy	Trieste	AGAR AGAR POWDER TYPE SPA-OR	10,100.00	2,072,439,200
2107	PT. EDMAR MANDIRI JAYA	13-Feb	04.0-00943-2025	China	Ningbo	FROZEN SKIPJACK WHOLE ROUND	27,000.00	676,647,000
2108	PT. EDMAR MANDIRI JAYA	13-Feb	04.0-00944-2025	China	Ningbo	FROZEN SKIPJACK WHOLE ROUND	27,000.00	676,647,000
2109	PT. SAMUDRA KENCANA MINA	14-Feb	04.0-00875-2025	Vietnam	Ho Chi Minh City	FROZEN RED MULLET WHOLE ROUND	17,070.00	694,749,000
2110	PT Sekar Bumi Tbk	14-Feb	04.0-00945-2025	United States	Seattle	VANNAMEI COOKED IN SHELL PD TAIL ON IQF SHRIMP	14,696.64	2,611,357,782
2111	PT WINAROS KAWULA BAHARI	14-Feb	04.0-00946-2025	United States	Los Angeles	White Cooked Vannamei PDTO	7,248.00	1,631,814,720
2112	PT WINAROS KAWULA BAHARI	14-Feb	04.0-00946-2025	United States	Los Angeles	White Vannamei Cooked Broken	900.00	150,957,900
2113	CV. MARINA SEJAHTERA	14-Feb	04.0-00947-2025	Vietnam	Ho Chi Minh City	FROZEN TUNA YELLOW FIN WHOLE ROUND Grade B or C	27,504.70	1,292,720,900
2114	PT. MEGA MARINE PRIDE	14-Feb	04.0-00948-2025	Japan	Tokyo	FROZEN RED ARGENTINA SHRIMP	10,004.40	2,662,330,910
2115	PT. GRAHAMAKMUR CIPTAPRATAMA	14-Feb	04.0-00949-2025	United States	New York	FROZEN RAW VANNAMEI PEELED DEVEINED TAIL ON	15,663.00	2,454,768,012
2116	PT. SEKAR KATOKICHI	14-Feb	04.0-00950-2025	United States	Houston	Raw Breaded Aligned Butterfly Tail On Vannamei Shrimp	15,526.80	1,497,653,021
2117	PT Sekar Bumi Tbk	14-Feb	04.0-00951-2025	United States	Long Beach	VANNAMEI RAW PD TAIL OFF IQF SHRIMP	14,515.20	2,053,537,920
2118	PT. SEKAR KATOKICHI	14-Feb	04.0-00952-2025	United States	Houston	Raw Breaded Aligned Butterfly Tail On Vannamei Shrimp	15,526.80	1,497,653,021
2119	PT WINAROS KAWULA BAHARI	14-Feb	04.0-00953-2025	United States	New York	White Raw Vannamei Frozen Shrimp Breaded Butterfly	9,247.94	834,071,709
2120	PT WINAROS KAWULA BAHARI	14-Feb	04.0-00953-2025	United States	New York	White Raw Vannamei Frozen Shrimp Buffalo Breaded Round Tail Off	5,383.29	602,040,237
2121	PT Sekar Bumi Tbk	14-Feb	04.0-00955-2025	United States	Long Beach	FROZEN VANNAMEI COOKED PD TAIL ON IQF SHRIMP	1,360.80	252,097,726
2122	PT. PHILLIPS SEAFOODS INDONESIA	14-Feb	04.0-00956-2025	United States	Baltimore	FROZEN VALUE ADDED CRAB	11,706.00	4,071,147,798
2123	PT. BUMI MENARA INTERNUSA DAMPIT	14-Feb	04.0-00954-2025	Netherlands	Rotterdam	FROZEN RAW SHRIMP	19,000.00	2,264,800,000
2124	PT Sekar Bumi Tbk	14-Feb	04.0-00957-2025	United States	New York	VANNAMEI RAW EZ PEEL IQF SHRIMP	15,876.00	1,990,691,640
2125	PT. MEGA MARINE PRIDE	14-Feb	04.0-00958-2025	Japan	Tokyo	FROZEN RED ARGENTINA SHRIMP	9,532.80	2,489,690,909
2126	PT WINAROS KAWULA BAHARI	14-Feb	04.0-00959-2025	United States	Los Angeles	White Raw Vannamei PDTO	7,460.00	1,210,280,560

No.	NAMA UPI	TERBIT HC	NO. HC MUTU	NEGARA TUJUAN	PEL. TUJUAN	NAMA PRODUK	VOLUME (KG)	NILAI (RP)
2127	CV. PESONA MANDIRI	14-Feb	04.0-00960-2025	China	Mawei	FROZEN RED SNAPPER	3,087.90	160,207,663
2128	CV. PESONA MANDIRI	14-Feb	04.0-00960-2025	China	Mawei	FROZEN TREVALLY FISH	7,499.70	145,794,168
2129	CV. PESONA MANDIRI	14-Feb	04.0-00960-2025	China	Mawei	FROZEN BLACKFIN SCAD	9,829.40	238,854,420
2130	CV. PESONA MANDIRI	14-Feb	04.0-00960-2025	China	Mawei	FROZEN SWEETLIP	4,263.00	110,496,960
2131	PT. BUMI MENARA INTERNUSA DAMPIT	14-Feb	04.0-00961-2025	United States	Los Angeles	FROZEN RAW SHRIMP	12,487.63	1,958,410,038
2132	PT. ANEKA TUNA INDONESIA	14-Feb	P8/KI-D1/04.0/II/2025/000401	Saudi Arabia	Jeddah	SAMPLE OF CANNED TUNA	24.00	576,000
2133	CV. JAVA FISH	14-Feb	P8/KI-D1/04.0/II/2025/000402	Singapore	Singapore Changi	SLIPPER LOBSTER	100.00	6,000,000
2134	CV. JAVA FISH	14-Feb	P8/KI-D1/04.0/II/2025/000402	Singapore	Singapore Changi	FRESH WHITE SHRIMP	3,220.00	161,000,000
2135	PT. SEKAR LAUT, TBK.	14-Feb	04.0-00962-2025	United Kingdom (GB)	Grangemouth	SHRIMP CRACKERS	23,400.00	1,052,555,400
2136	PT. VARIA NIAGA NUSANTARA	14-Feb	04.0-00963-2025	Belgium	Antwerpen	FROZEN MAHI MAHI STEAK	2,376.00	124,426,368
2137	PT. VARIA NIAGA NUSANTARA	14-Feb	04.0-00963-2025	Belgium	Antwerpen	FROZEN SAILFISH CUBES	1,200.00	82,479,600
2138	CV. JAVA FISH	14-Feb	P8/KI-D1/04.0/II/2025/000403	Singapore	Singapore Changi	FROZEN SPANISH MACKEREL	175.00	5,250,000
2139	CV. JAVA FISH	14-Feb	P8/KI-D1/04.0/II/2025/000403	Singapore	Singapore Changi	GROUPE	1,750.00	61,250,000
2140	CV. JAVA FISH	14-Feb	P8/KI-D1/04.0/II/2025/000403	Singapore	Singapore Changi	RED SNAPPER	70.00	3,150,000
2141	CV. JAVA FISH	14-Feb	P8/KI-D1/04.0/II/2025/000403	Singapore	Singapore Changi	SILVER POMFRET	2,800.00	154,000,000
2142	CV. JAVA FISH	14-Feb	P8/KI-D1/04.0/II/2025/000403	Singapore	Singapore Changi	FLATFISH	70.00	1,750,000
2143	CV. JAVA FISH	14-Feb	P8/KI-D1/04.0/II/2025/000403	Singapore	Singapore Changi	Goldband Snapper	700.00	28,000,000
2144	CV. JAVA FISH	14-Feb	P8/KI-D1/04.0/II/2025/000403	Singapore	Singapore Changi	BARRAMUNDI SKIN ON	105.00	3,150,000
2145	CV. JAVA FISH	14-Feb	P8/KI-D1/04.0/II/2025/000403	Singapore	Singapore Changi	THREADFIN BLUE	2,590.00	90,650,000
2146	CV. JAVA FISH	14-Feb	P8/KI-D1/04.0/II/2025/000403	Singapore	Singapore Changi	SAND WHITING FISH	1,050.00	26,250,000
2147	CV. JAVA FISH	14-Feb	P8/KI-D1/04.0/II/2025/000403	Singapore	Singapore Changi	FRESH LEATHER JACKET FISH	70.00	2,450,000
2148	PT. VARIA NIAGA NUSANTARA	14-Feb	04.0-00964-2025	Belgium	Antwerpen	FROZEN GROUPE CHUNK WITH HEAD	3,460.00	305,763,660
2149	PT. VARIA NIAGA NUSANTARA	14-Feb	04.0-00964-2025	Belgium	Antwerpen	EMPEROR STEAK	1,800.00	129,610,800
2150	PT. BUMI MENARA INTERNUSA DAMPIT	14-Feb	04.0-00965-2025	United States	Savannah	FROZEN VALUE ADDED SEAFOOD PRODUCT	14,982.00	1,432,189,308
2151	CV. JAVA FISH	14-Feb	P8/KI-D1/04.0/II/2025/000404	Singapore	Singapore Changi	SLIPPER LOBSTER	100.00	6,000,000
2152	CV. JAVA FISH	14-Feb	P8/KI-D1/04.0/II/2025/000404	Singapore	Singapore Changi	FRESH WHITE SHRIMP	3,360.00	168,000,000
2153	PT. VARIA NIAGA NUSANTARA	14-Feb	04.0-00965-2025	Belgium	Antwerpen	FROZEN RED TILAPIA STEAKS	4,000.00	222,564,000
2154	PT. VARIA NIAGA NUSANTARA	14-Feb	04.0-00965-2025	Belgium	Antwerpen	FROZEN RED TILAPIA WGS	7,424.00	315,883,776
2155	PT. BARAMUDA BAHARI	14-Feb	04.0-00967-2025	Korea (South)	Busan (ex Pusan)	FROZEN NORTHERN SHRIMP MEAT (PTO)	5,880.00	1,711,985,520
2156	CV. JAVA FISH	14-Feb	P8/KI-D1/04.0/II/2025/000405	Singapore	Singapore Changi	Hairtail	1,175.00	52,875,000
2157	CV. JAVA FISH	14-Feb	P8/KI-D1/04.0/II/2025/000405	Singapore	Singapore Changi	TENGGIRI	1,500.00	60,000,000
2158	CV. MARINA SEJAHTERA	14-Feb	04.0-00968-2025	China	Shenzhen	FRESH BELT FISH	4,500.00	211,500,000
2159	CV. MARINA SEJAHTERA	14-Feb	04.0-00969-2025	China	Xiamen	FRESH BELT FISH	4,500.00	211,500,000
2160	PT. GEMA ISTA RAYA	14-Feb	P8/KI-D1/04.0/II/2025/000406	Equatorial Guinea	Malabo	Canned Sardines	60,939.00	2,123,053,821
2161	PT. MEGA MARINE PRIDE	14-Feb	04.0-00970-2025	Netherlands	Rotterdam	FROZEN COOK SHRIMPS	2,016.00	280,292,544
2162	CV. JAVA FISH	14-Feb	P8/KI-D1/04.0/II/2025/000407	Singapore	Singapore Changi	FROZEN SPANISH MACKEREL	175.00	5,250,000
2163	CV. JAVA FISH	14-Feb	P8/KI-D1/04.0/II/2025/000407	Singapore	Singapore Changi	GROUPE	1,750.00	61,250,000
2164	CV. JAVA FISH	14-Feb	P8/KI-D1/04.0/II/2025/000407	Singapore	Singapore Changi	RED SNAPPER	70.00	3,150,000
2165	CV. JAVA FISH	14-Feb	P8/KI-D1/04.0/II/2025/000407	Singapore	Singapore Changi	SILVER POMFRET	2,800.00	154,000,000
2166	CV. JAVA FISH	14-Feb	P8/KI-D1/04.0/II/2025/000407	Singapore	Singapore Changi	FLATFISH	70.00	1,750,000
2167	CV. JAVA FISH	14-Feb	P8/KI-D1/04.0/II/2025/000407	Singapore	Singapore Changi	Goldband Snapper	700.00	28,000,000

No.	NAMA UPI	TERBIT HC	NO. HC MUTU	NEGARA TUJUAN	PEL. TUJUAN	NAMA PRODUK	VOLUME (KG)	NILAI (RP)
2168	CV. JAVA FISH	14-Feb	P8/KI-D1/04.0/II/2025/000407	Singapore	Singapore Changi	BARRAMUNDI SKIN ON	105.00	3,150,000
2169	CV. JAVA FISH	14-Feb	P8/KI-D1/04.0/II/2025/000407	Singapore	Singapore Changi	THREADFIN BLUE	2,415.00	84,525,000
2170	CV. JAVA FISH	14-Feb	P8/KI-D1/04.0/II/2025/000407	Singapore	Singapore Changi	SAND WHITING FISH	1,050.00	26,250,000
2171	CV. JAVA FISH	14-Feb	P8/KI-D1/04.0/II/2025/000407	Singapore	Singapore Changi	FRESH LEATHER JACKET FISH	70.00	2,450,000
2172	CV. MARINA SEJAHTERA	14-Feb	04.0-00971-2025	China	Xiamen	FRESH BELT FISH	4,500.00	211,500,000
2173	CV. JAVA FISH	14-Feb	P8/KI-D1/04.0/II/2025/000408	Singapore	Singapore Changi	Hairtail	1,000.00	45,000,000
2174	CV. JAVA FISH	14-Feb	P8/KI-D1/04.0/II/2025/000408	Singapore	Singapore Changi	TENGGIRI	1,500.00	60,000,000
2175	CV. PESONA MANDIRI	14-Feb	04.0-00972-2025	China	Fuzhou	FROZEN RIBBON FISH	25,650.00	1,205,280,675
2176	PT. MEGA MARINE PRIDE	14-Feb	04.0-00973-2025	Netherlands	Rotterdam	FROZEN RAW SHRIMPS	16,000.00	2,026,976,000
2177	PT. MEGA MARINE PRIDE	14-Feb	04.0-00973-2025	Netherlands	Rotterdam	FROZEN RAW SHRIMPS	14,000.00	1,824,620,000
2178	PT GREEN ONE BIOTEKNOLOGY	14-Feb	P8/KI-D1/04.0/II/2025/000409	Spain	Pontevedra	SEMI REFINED CARRAGEENAN	0.18	19,668
2179	PT. TRIDAYA JAYA MANUNGGAL	14-Feb	04.0-00975-2025	Greece	Thessaloniki	FROZEN OCTOPUS	23,000.00	1,633,253,000
2180	PT. SAMUDRA KENCANA MINA	14-Feb	P8/KI-D1/04.0/II/2025/000456	Mexico	Manzanillo	FROZEN RAW WHOLE CLEANED OCTOPUS (YUCATAN STYLE) BRAND : Capitan LOT: DK759	19,500.00	1,378,513,500
2181	PT. SAMUDRA KENCANA MINA	14-Feb	P8/KI-D1/04.0/II/2025/000420	Mexico	Manzanillo	FROZEN RAW WHOLE CLEANED OCTOPUS (YUCATAN STYLE) BRAND : Capitan LOT NUMBER : DK759	19,500.00	1,378,513,500
2182	PT. GRAHAMAKMUR CIPTAPRATAMA	14-Feb	04.0-00976-2025	Korea (South)	Busan (ex Pusan)	FROZEN RAW VANNAMEI PEELED DEVEINED TAIL ON	15,300.00	2,058,186,600
2183	PT. MULIA PERIKANAN INDONESIA	14-Feb	P8/KI-D1/04.0/II/2025/000410	Singapore	Singapore Changi	GROUPEL	1,091.30	38,195,500
2184	PT. MULIA PERIKANAN INDONESIA	14-Feb	P8/KI-D1/04.0/II/2025/000410	Singapore	Singapore Changi	FROZEN SNAPPER	638.00	15,950,000
2185	PT. SAMUDRA KENCANA MINA	14-Feb	P8/KI-D1/04.0/II/2025/000411	Mexico	Manzanillo	FROZEN OCTOPUS	19,500.00	1,378,513,500
2186	PT. SURYA ALAM TUNGGAL	14-Feb	04.0-00981-2025	Canada	Montreal	RAW HEADLESS BLACK TIGER	10,069.86	2,958,484,589
2187	PT. SURYA ALAM TUNGGAL	14-Feb	04.0-00981-2025	Canada	Montreal	RAW PEELED BLACK TIGER	7,257.55	2,042,978,552
2188	PT. MULIA PERIKANAN INDONESIA	14-Feb	P8/KI-D1/04.0/II/2025/000412	Singapore	Singapore Changi	FROZEN SPANISH MACKEREL	12,791.50	383,745,000
2189	CV. MARINA SEJAHTERA	14-Feb	04.0-00982-2025	Vietnam	Ho Chi Minh City	FROZEN MARLIN	500.00	23,500,000
2190	PT. MEGA MARINE PRIDE	14-Feb	04.0-00978-2025	Korea (South)	Busan (ex Pusan)	FROZEN RED ARGENTINA SHRIMP	16,120.00	3,087,205,680
2191	CV. MARINA SEJAHTERA	14-Feb	04.0-00983-2025	Vietnam	Ho Chi Minh City	FROZEN TUNA YELLOW FIN WHOLE ROUND Grade B or C	27,005.20	1,269,244,400
2192	PT. MEGA MARINE PRIDE	14-Feb	04.0-00977-2025	Korea (South)	Busan (ex Pusan)	FROZEN RAW SHRIMPS	110.00	24,535,500
2193	PT. TRIDAYA JAYA MANUNGGAL	14-Feb	04.0-00979-2025	United States	Miami	Frozen Scarlet Snapper WGS	2,270.00	313,870,630
2194	PT. TRIDAYA JAYA MANUNGGAL	14-Feb	04.0-00979-2025	United States	Miami	Frozen Crimson Snapper Fillet	5,448.00	1,025,498,832
2195	PT. TRIDAYA JAYA MANUNGGAL	14-Feb	04.0-00979-2025	United States	Miami	FROZEN SCARLET SNAPPER FILLET	1,816.00	420,667,320
2196	PT. TRIDAYA JAYA MANUNGGAL	14-Feb	04.0-00980-2025	United States	Miami	FROZEN KINGFISH STEAKS	2,873.82	345,755,032
2197	PT. TRIDAYA JAYA MANUNGGAL	14-Feb	04.0-00980-2025	United States	Miami	Frozen Pacific Kingfish Steaks	3,877.16	466,468,874
2198	PT. MULIA PERIKANAN INDONESIA	14-Feb	P8/KI-D1/04.0/II/2025/000413	Singapore	Singapore Changi	FROZEN SQUID	2,376.00	83,160,000

No.	NAMA UPI	TERBIT HC	NO. HC MUTU	NEGARA TUJUAN	PEL. TUJUAN	NAMA PRODUK	VOLUME (KG)	NILAI (RP)
2199	PT. SAMUDRA KENCANA MINA	14-Feb	P8/KI-D1/04.0/II/2025/000414	Mexico	Manzanillo	FROZEN RAW WHOLE CLEANED OCTOPUS (YUCATAN STYLE) BRAND : Capitan	19,500.00	1,378,513,500
2200	PT. MEGA MARINE PRIDE	14-Feb	04.0-00985-2025	Netherlands	Rotterdam	FROZEN RAW SHRIMPS	14,000.00	1,824,620,000
2201	PT. INTI LUHUR FUJA ABADI	15-Feb	04.0-00986-2025	China	Fuzhou	FROZEN RIBBONFISH	1,439.20	34,986,952
2202	PT. INTI LUHUR FUJA ABADI	15-Feb	04.0-00987-2025	China	Fuzhou	FROZEN CROAKER FISH	8,679.80	310,021,624
2203	PT. INTI LUHUR FUJA ABADI	15-Feb	04.0-00987-2025	China	Fuzhou	FROZEN CONGER EEL	871.70	33,453,492
2204	PT. INTI LUHUR FUJA ABADI	15-Feb	04.0-00987-2025	China	Fuzhou	FROZEN THREADFIN FISH	17,207.60	489,122,588
2205	PT. SURYA ALAM TUNGGAL	15-Feb	04.0-00988-2025	Canada	Calgary	RAW HEADLESS EASY PEELED VANNAMEI	16,329.49	2,406,101,363
2206	PT. SURYA ALAM TUNGGAL	15-Feb	04.0-00989-2025	Japan	Osaka	RAW HEADLESS BLACK TIGER	10,800.00	1,890,756,000
2207	PT. SURYA ALAM TUNGGAL	15-Feb	04.0-00990-2025	United States	New York	COOKED PEELED BLACK TIGER	1,360.79	350,770,838
2208	PT. SURYA ALAM TUNGGAL	15-Feb	04.0-00991-2025	United States	New York	RAW HEADLESS BLACK TIGER	6,531.80	1,624,817,909
2209	PT. SURYA ALAM TUNGGAL	15-Feb	04.0-00991-2025	United States	New York	RAW PEELED BLACK TIGER	6,622.52	2,647,286,145
2210	PT. SURYA ALAM TUNGGAL	15-Feb	04.0-00991-2025	United States	New York	RAW & PEELED VANNAMEI	1,360.79	242,815,285
2211	PT. SINDABAD MARINE PIONEER	15-Feb	04.0-00992-2025	Taiwan	Keelung (Chilung)	FROZEN FLYING FISH ROE	19,300.00	3,271,350,000
2212	PT. INTI LUHUR FUJA ABADI	15-Feb	04.0-00993-2025	China	Fuzhou	FROZEN PAMPANO FISH	28,083.80	415,791,893
2213	PT. INTI LUHUR FUJA ABADI	15-Feb	04.0-00994-2025	China	Fuzhou	FROZEN PAMPANO FISH	27,502.60	407,203,496
2214	PT. SOUTHERN MARINE PRODUCTS	15-Feb	04.0-00995-2025	Japan	Shimizu	FROZEN FISH PASTE	10,000.00	400,000,000
2215	PT. SOUTHERN MARINE PRODUCTS	15-Feb	04.0-00995-2025	Japan	Shimizu	FROZEN FISH PASTE, HAMO AND GUCHI	15,000.00	600,000,000
2216	CV. MARINA SEJAHTERA	15-Feb	04.0-00996-2025	Taiwan	Keelung (Chilung)	SEASONING CATFISH	2,002.00	34,034,000
2217	CV. MARINA SEJAHTERA	15-Feb	04.0-00996-2025	Taiwan	Keelung (Chilung)	SEASONING BASA	210.00	1,260,000
2218	CV. PESONA MANDIRI	15-Feb	04.0-00997-2025	China	Xiamen	FROZEN CROAKER FISH	3,993.10	145,840,391
2219	CV. PESONA MANDIRI	15-Feb	04.0-00997-2025	China	Xiamen	FROZEN LEATHER JACKET FISH	1,900.00	73,794,480
2220	CV. PESONA MANDIRI	15-Feb	04.0-00997-2025	China	Xiamen	FROZEN MALABAR SNAPPER	5,047.90	147,196,764
2221	CV. PESONA MANDIRI	15-Feb	04.0-00997-2025	China	Xiamen	FROZEN CONGER EEL	15,377.10	431,401,465
2222	PT. SURYA ALAM TUNGGAL	15-Feb	04.0-00998-2025	United States	Los Angeles	RAW HEADLESS EASY PEELED VANNAMEI	14,061.51	1,688,942,028
2223	PT. GRAHAMAKMUR CIPTAPRATAMA	15-Feb	04.0-00999-2025	Canada	Lester B. Pearson International/Toronto	FROZEN RAW VANNAMEI PEELED DEVEINED TAIL ON	4.54	785,134
2224	CV. PESONA MANDIRI	15-Feb	04.0-01000-2025	China	Xiamen	FROZEN RIBBON FISH	11,392.60	332,208,216
2225	CV. PESONA MANDIRI	15-Feb	04.0-01000-2025	China	Xiamen	FROZEN THREADFIN FISH	902.40	31,986,380
2226	CV. PESONA MANDIRI	15-Feb	04.0-01000-2025	China	Xiamen	FROZEN CONGER EEL	15,161.50	442,109,340
2227	PT. TRIDAYA JAYA MANUNGGAL	15-Feb	04.0-01001-2025	United States	New York	Frozen Yellowfin Tuna Loin	2,724.00	404,622,960
2228	PT. TRIDAYA JAYA MANUNGGAL	15-Feb	04.0-01001-2025	United States	New York	Frozen Yellowfin Tuna Saku	454.00	115,374,566
2229	PT. TRIDAYA JAYA MANUNGGAL	15-Feb	04.0-01002-2025	United States	New York	Frozen Octopus	17,706.00	1,595,328,306
2230	PT. SURYA ALAM TUNGGAL	15-Feb	04.0-01003-2025	France	Dunkerque	FROZEN FROGLEG	16,627.20	2,494,495,680
2231	PT. SURYA ALAM TUNGGAL	17-Feb	04.0-01004-2025	Japan	Narita Apt/Tokyo	RAW PEELED WHITE VANNAMEI	5.30	173,379
2232	PT. SURYA ALAM TUNGGAL	17-Feb	04.0-01006-2025	United States	Los Angeles	COOKED AND PEELED VANNAMEI	16,329.49	2,540,982,950
2233	CV. JAVA FISH	17-Feb	P8/KI-D1/04.0/II/2025/000415	Singapore	Singapore Changi	SLIPPER LOBSTER	100.00	6,000,000
2234	CV. JAVA FISH	17-Feb	P8/KI-D1/04.0/II/2025/000415	Singapore	Singapore Changi	FRESH WHITE SHRIMP	3,160.00	158,000,000

No.	NAMA UPI	TERBIT HC	NO. HC MUTU	NEGARA TUJUAN	PEL. TUJUAN	NAMA PRODUK	VOLUME (KG)	NILAI (RP)
2235	PT WINAROS KAWULA BAHARI	17-Feb	04.0-01007-2025	Netherlands	Rotterdam	Frozen Vannamei Nobashi Shrimp	4,320.00	683,402,400
2236	CV. JAVA FISH	17-Feb	P8/KI-D1/04.0/II/2025/000416	Singapore	Singapore Changi	FROZEN SPANISH MACKEREL	175.00	5,250,000
2237	CV. JAVA FISH	17-Feb	P8/KI-D1/04.0/II/2025/000416	Singapore	Singapore Changi	GROUPE	1,750.00	61,250,000
2238	CV. JAVA FISH	17-Feb	P8/KI-D1/04.0/II/2025/000416	Singapore	Singapore Changi	RED SNAPPER	70.00	3,150,000
2239	CV. JAVA FISH	17-Feb	P8/KI-D1/04.0/II/2025/000416	Singapore	Singapore Changi	SILVER POMFRET	2,800.00	154,000,000
2240	CV. JAVA FISH	17-Feb	P8/KI-D1/04.0/II/2025/000416	Singapore	Singapore Changi	FLATFISH	70.00	1,750,000
2241	CV. JAVA FISH	17-Feb	P8/KI-D1/04.0/II/2025/000416	Singapore	Singapore Changi	Goldband Snapper	700.00	28,000,000
2242	CV. JAVA FISH	17-Feb	P8/KI-D1/04.0/II/2025/000416	Singapore	Singapore Changi	BARRAMUNDI SKIN ON	105.00	3,150,000
2243	CV. JAVA FISH	17-Feb	P8/KI-D1/04.0/II/2025/000416	Singapore	Singapore Changi	THREADFIN BLUE	2,555.00	89,425,000
2244	CV. JAVA FISH	17-Feb	P8/KI-D1/04.0/II/2025/000416	Singapore	Singapore Changi	SAND WHITING FISH	1,050.00	26,250,000
2245	CV. JAVA FISH	17-Feb	P8/KI-D1/04.0/II/2025/000416	Singapore	Singapore Changi	FRESH LEATHER JACKET FISH	70.00	2,450,000
2246	PT. SURYA ALAM TUNGGAL	17-Feb	04.0-01008-2025	Japan	Narita Apt/Tokyo	PEELED WHITE	5.70	279,699
2247	PT. ANEKA TUNA INDONESIA	17-Feb	P8/KI-D1/04.0/II/2025/000417	Australia	Melbourne	CANNED TUNA	25,855.20	2,941,727,090
2248	PT. ANEKA TUNA INDONESIA	17-Feb	P8/KI-D1/04.0/II/2025/000417	Australia	Melbourne	SAMPLE OF CANNED TUNA	0.86	96,480
2249	PT. SEKAR LAUT, TBK.	17-Feb	04.0-01009-2025	Taiwan	Keelung (Chilung)	FRIED SHRIMP CRACKERS	485.76	57,936,109
2250	PT. ANEKA TUNA INDONESIA	17-Feb	04.0-01010-2025	United Kingdom (GB)	Felixstowe	POUCHED TUNA	16,120.00	1,098,239,480
2251	PT. SEKAR LAUT, TBK.	17-Feb	04.0-01011-2025	China	Nansha	SHRIMP CRACKERS	1,600.00	93,168,000
2252	PT Sekar Bumi Tbk	17-Feb	04.0-01012-2025	United States	New York	VANNAMEI RAW PD TAIL ON IQF SHRIMP	15,876.00	2,383,241,616
2253	CV. MARINA SEJAHTERA	17-Feb	04.0-01013-2025	Taiwan	Taipei	FRESH SPANISH MACKERELS	750.00	65,250,000
2254	PT Sekar Bumi Tbk	17-Feb	04.0-01014-2025	United States	Chicago	FROZEN VANNAMEI COOKED PD TAIL ON IQF SHRIMP	14,968.80	2,276,065,915
2255	PT WINAROS KAWULA BAHARI	17-Feb	04.0-01015-2025	United States	Long Beach	White Raw Vannamei Frozen Shrimp Breaded Butterfly	14,631.23	1,230,662,018
2256	PT WINAROS KAWULA BAHARI	17-Feb	04.0-01016-2025	Netherlands	Rotterdam	Frozen Vannamei Sushi Shrimp	7,989.00	2,054,818,734
2257	PT. PHILLIPS SEAFOODS INDONESIA	17-Feb	04.0-01017-2025	United States	Baltimore	FROZEN FISH BARRAMUNDI	13,620.00	2,616,510,960
2258	CV. MARINA SEJAHTERA	17-Feb	04.0-01018-2025	China	Xiamen	FRESH BELT FISH	4,500.00	211,500,000
2259	PT. REX CANNING	17-Feb	04.0-01019-2025	United States	New York	CANNED SNAIL IN BRINE	16,218.00	1,486,850,022
2260	PT. PHILLIPS SEAFOODS INDONESIA	17-Feb	04.0-01020-2025	United States	Norfolk	FROZEN VALUE ADDED CRAB	11,840.16	4,410,589,842
2261	CV. JAVA FISH	17-Feb	P8/KI-D1/04.0/II/2025/000419	Singapore	Singapore Changi	Hairtail	1,150.00	51,750,000
2262	CV. JAVA FISH	17-Feb	P8/KI-D1/04.0/II/2025/000419	Singapore	Singapore Changi	TENGGIRI	1,500.00	60,000,000
2263	PT. BUMI MENARA INTERNUSA DAMPIT	17-Feb	04.0-01021-2025	United States	Seattle	FROZEN VALUE ADDED SEAFOOD PRODUCT	14,905.73	1,753,241,774
2264	PT. VARIA NIAGA NUSANTARA	17-Feb	P8/KI-D1/04.0/II/2025/000418	Peru	Callao	FROZEN WHOLE SKIN ON MAHI MAHI FILLET	20,920.00	2,044,093,200
2265	PT. REX CANNING	17-Feb	04.0-01022-2025	United States	New York	CANNED CRABMEAT IN BRINE	12,240.00	1,580,086,080
2266	PT. REX CANNING	17-Feb	04.0-01023-2025	Canada	Vancouver	CANNED BABY CLAM IN BRINE	16,320.00	925,964,160
2267	PT. VARIA NIAGA NUSANTARA	17-Feb	04.0-01024-2025	Guadeloupe	Pointe-a-Pitre	FROZEN NEEDLEFISH NATURAL SHAPE	2,000.00	65,140,000
2268	PT. VARIA NIAGA NUSANTARA	17-Feb	04.0-01024-2025	Guadeloupe	Pointe-a-Pitre	FROZEN MAHI MAHI SLICES	5,004.00	260,768,448
2269	PT. VARIA NIAGA NUSANTARA	17-Feb	04.0-01024-2025	Guadeloupe	Pointe-a-Pitre	FROZEN MAHI MAHI PORTIONS	890.00	76,815,900
2270	PT. VARIA NIAGA NUSANTARA	17-Feb	04.0-01024-2025	Guadeloupe	Pointe-a-Pitre	FROZEN MARLIN CUBES	2,770.00	270,656,700

No.	NAMA UPI	TERBIT HC	NO. HC MUTU	NEGARA TUJUAN	PEL. TUJUAN	NAMA PRODUK	VOLUME (KG)	NILAI (RP)
2271	PT. VARIA NIAGA NUSANTARA	17-Feb	04.0-01024-2025	Guadeloupe	Pointe-a-Pitre	FROZEN MARLIN STEAK SKINLESS BONELESS	1,467.00	164,840,922
2272	PT. SURYA ALAM TUNGGAL	17-Feb	04.0-01024-2025	United States	New York	COOKED AND PEELED VANNAMEI	15,860.02	3,465,097,170
2273	PT. BUMI MENARA INTERNUSA DAMPIT	17-Feb	04.0-01026-2025	United States	Los Angeles	FROZEN FISH	16,346.27	2,549,396,962
2274	PT. VARIA NIAGA NUSANTARA	17-Feb	04.0-01027-2025	Guadeloupe	Pointe-a-Pitre	FROZEN TUNA CUBES SKINLESS BONELESS	5,975.00	462,184,175
2275	PT. VARIA NIAGA NUSANTARA	17-Feb	04.0-01028-2025	Guadeloupe	Pointe-a-Pitre	FROZEN RED SNAPPER SLICES	1,400.00	166,432,000
2276	PT Sekar Bumi Tbk	17-Feb	P8/KI-D1/04.0/II/2025/000421	Chile	San Antonio	VANNAMEI RAW EZP IQF	10,886.40	1,111,599,418
2277	PT Sekar Bumi Tbk	17-Feb	P8/KI-D1/04.0/II/2025/000422	Chile	San Antonio	VANNAMEI RAW PD TAIL ON IQF SHRIMP	5,443.20	1,095,590,966
2278	PT. VARIA NIAGA NUSANTARA	17-Feb	04.0-01029-2025	Guadeloupe	Pointe-a-Pitre	FROZEN OCTOPUS WHOLE CLEANED	1,500.00	111,144,000
2279	PT. SUKSES LAUTAN INDONESIA	17-Feb	04.0-01030-2025	United States	Miami	FROZEN MAHI MAHI PORTION	11,695.04	1,513,010,715
2280	PT. SUKSES LAUTAN INDONESIA	17-Feb	04.0-01031-2025	United States	Miami	FROZEN SCARLET SNAPPER FILLET SKIN ON	1,761.52	393,009,204
2281	PT. SUKSES LAUTAN INDONESIA	17-Feb	04.0-01031-2025	United States	Miami	FROZEN GROUPER FILLET SKIN LESS	6,108.57	1,718,756,124
2282	PT. VARIA NIAGA NUSANTARA	17-Feb	P8/KI-D1/04.0/II/2025/000501	Peru	Callao	FROZEN MAHI MAHI FILLET	20,920.00	2,044,093,200
2283	PT. TRIDAYA JAYA MANUNGGAL	17-Feb	04.0-01032-2025	Reunion	Pointe des Galets	Frozen White Baits	22,890.00	1,421,972,580
2284	PT. BARAMUDA BAHARI	17-Feb	04.0-01034-2025	United States	Jacksonville	FROZEN RAW SHRIMPS	15,890.00	2,807,667,660
2285	PT. ANEKA TUNA INDONESIA	17-Feb	04.0-01035-2025	United Kingdom (GB)	Felixstowe	POUCHED TUNA	16,120.00	1,159,592,200
2286	PT. GEMA ISTA RAYA	18-Feb	04.0-S-00329-2025	Cote D Ivoire (Ivory Coast)	ABIDJAN	CANNED SARDINES	81,252.00	2,788,487,388
2287	CV. JAVA FISH	18-Feb	P8/KI-D1/04.0/II/2025/000423	Singapore	Singapore Changi	FROZEN SPANISH MACKEREL	175.00	5,250,000
2288	CV. JAVA FISH	18-Feb	P8/KI-D1/04.0/II/2025/000423	Singapore	Singapore Changi	GROUPER	1,750.00	61,250,000
2289	CV. JAVA FISH	18-Feb	P8/KI-D1/04.0/II/2025/000423	Singapore	Singapore Changi	RED SNAPPER	70.00	3,150,000
2290	CV. JAVA FISH	18-Feb	P8/KI-D1/04.0/II/2025/000423	Singapore	Singapore Changi	SILVER POMFRET	2,800.00	154,000,000
2291	CV. JAVA FISH	18-Feb	P8/KI-D1/04.0/II/2025/000423	Singapore	Singapore Changi	FLATFISH	70.00	1,750,000
2292	CV. JAVA FISH	18-Feb	P8/KI-D1/04.0/II/2025/000423	Singapore	Singapore Changi	Goldband Snapper	700.00	28,000,000
2293	CV. JAVA FISH	18-Feb	P8/KI-D1/04.0/II/2025/000423	Singapore	Singapore Changi	BARRAMUNDI SKIN ON	105.00	3,150,000
2294	CV. JAVA FISH	18-Feb	P8/KI-D1/04.0/II/2025/000423	Singapore	Singapore Changi	THREADFIN BLUE	2,345.00	82,075,000
2295	CV. JAVA FISH	18-Feb	P8/KI-D1/04.0/II/2025/000423	Singapore	Singapore Changi	SAND WHITING FISH	1,050.00	26,250,000
2296	CV. JAVA FISH	18-Feb	P8/KI-D1/04.0/II/2025/000423	Singapore	Singapore Changi	FRESH LEATHER JACKET FISH	70.00	2,450,000
2297	PT. BEE JAY SEAFOOD	18-Feb	P8/KI-D1/04.0/II/2025/000424	Australia	Brisbane	Sp Emperor	9,365.00	1,217,805,870
2298	CV. JAVA FISH	18-Feb	P8/KI-D1/04.0/II/2025/000425	Singapore	Singapore Changi	Hairtail	975.00	43,875,000
2299	CV. JAVA FISH	18-Feb	P8/KI-D1/04.0/II/2025/000425	Singapore	Singapore Changi	TENGGIRI	1,500.00	60,000,000
2300	CV. JAVA FISH	18-Feb	P8/KI-D1/04.0/II/2025/000426	Singapore	Singapore Changi	SLIPPER LOBSTER	100.00	6,000,000
2301	CV. JAVA FISH	18-Feb	P8/KI-D1/04.0/II/2025/000426	Singapore	Singapore Changi	FRESH WHITE SHRIMP	3,240.00	162,000,000
2302	PT. ANEKA TUNA INDONESIA	18-Feb	P8/KI-D1/04.0/II/2025/000427	Australia	Sydney	CANNED TUNA	24,897.60	2,985,944,270
2303	PT. INTI LUHUR FUJA ABADI	18-Feb	04.0-01036-2025	United States	Los Angeles	FROZEN PREMIUM SNAPPER CS STEAK	4,086.00	990,221,670
2304	PT. INTI LUHUR FUJA ABADI	18-Feb	04.0-01037-2025	United States	Los Angeles	FROZEN PREMIUM SNAPPER CS PORTION SKIN ON	13,016.18	3,084,314,013

No.	NAMA UPI	TERBIT HC	NO. HC MUTU	NEGARA TUJUAN	PEL. TUJUAN	NAMA PRODUK	VOLUME (KG)	NILAI (RP)
2305	PT. SOUTHERN MARINE PRODUCTS	18-Feb	P8/KI-D1/04.0/II/2025/000428	Singapore	Singapore Container Terminal	FROZEN FISH PASTE	25,000.00	1,000,000,000
2306	PT. INDONESIA LIFA ALGAE KARAGINAN INTERNATIONAL	18-Feb	P8/KI-D1/04.0/II/2025/000429	China	Xiamen	CARRAGEENAN SEMI REFINED (IOTA CARRAGEENAN)	16,000.00	748,272,000
2307	PT. INDONESIA LIFA ALGAE KARAGINAN INTERNATIONAL	18-Feb	P8/KI-D1/04.0/II/2025/000430	China	Xiamen	Semi Refined Carrageenan Powder	7,000.00	576,793,000
2308	PT. REX CANNING	18-Feb	04.0-01038-2025	United States	New York	CANNED BABY CLAM IN BRINE	14,263.00	759,119,649
2309	PT. SEKAR LAUT, TBK.	18-Feb	P8/KI-D1/04.0/II/2025/000431	Singapore	Singapore Changi	FINNA NUSANTARA	114.00	7,226,118
2310	PT. ANEKA SUMBER ALAM JAYA	18-Feb	04.0-01039-2025	Taiwan	Kaohsiung	FROZEN SNAIL MEAT/COOKED	9,936.00	596,160,000
2311	CV. MARINA SEJAHTERA	18-Feb	04.0-01040-2025	China	Xiamen	FRESH BELT FISH	4,500.00	211,500,000
2312	PT. SEKAR LAUT, TBK.	18-Feb	P8/KI-D1/04.0/II/2025/000432	Singapore	Singapore Changi	SAMBAL TERASI	1,000.00	58,753,000
2313	PT. SEKAR LAUT, TBK.	18-Feb	P8/KI-D1/04.0/II/2025/000432	Singapore	Singapore Changi	FINNA ULEG SAMBAL TERASI SACHET	108.00	7,354,476
2314	PT Sekar Bumi Tbk	18-Feb	04.0-01041-2025	United States	New York	VANNAMEI RAW PD TAIL OFF IQF SHRIMP	15,876.00	2,313,927,000
2315	PT Sekar Bumi Tbk	18-Feb	04.0-01042-2025	United States	Jacksonville	VANNAMEI COOKED PD TAIL OFF IQF SHRIMP	15,839.71	1,890,627,786
2316	PT. LEGONG BALI NUSANTARA	18-Feb	04.0-01043-2025	China	Shanghai	ALOHA PRAWN CRACKERS	6,600.00	638,635,800
2317	PT. LEGONG BALI NUSANTARA	18-Feb	04.0-01043-2025	China	Shanghai	SUI MA MA SHRIMP CRACKERS 350G	1,092.00	81,419,520
2318	PT. LEGONG BALI NUSANTARA	18-Feb	04.0-01043-2025	China	Shanghai	SUI MA MA SHRIMP CRACKERS 400G	2,208.00	164,632,896
2319	PT. LEGONG BALI NUSANTARA	18-Feb	04.0-01043-2025	China	Shanghai	SUI MA MA SHRIMP CRACKERS BOX 400G	480.00	36,147,360
2320	PT. ANEKA TUNA INDONESIA	18-Feb	P8/KI-D1/04.0/II/2025/000441	Saudi Arabia	Ad Dammam	CANNED TUNA	53,222.40	3,557,012,659
2321	PT. BUMI MENARA INTERNUSA DAMPIT	18-Feb	04.0-01045-2025	Netherlands	Rotterdam	FROZEN VALUE ADDED SEAFOOD PRODUCT	8,175.00	909,836,625
2322	CV. MARINA SEJAHTERA	18-Feb	P8/KI-D1/04.0/II/2025/000433	Iraq	Umm Qasr	FROZEN GREY MULLET	25,630.00	379,324,000
2323	PT. ANEKA TUNA INDONESIA	18-Feb	P8/KI-D1/04.0/II/2025/000434	Saudi Arabia	Ad Dammam	CANNED TUNA	39,427.20	2,796,098,170
2324	PT. VARIA NIAGA NUSANTARA	18-Feb	04.0-01046-2025	France	Le Havre	FROZEN CATFISH WHOLE GUTTED	20,038.40	779,473,722
2325	PT. ANEKA TUNA INDONESIA	18-Feb	P8/KI-D1/04.0/II/2025/000435	Kuwait	Shuwaikh	CANNED TUNA	28,800.00	1,912,492,800
2326	PT. BUMI MENARA INTERNUSA DAMPIT	18-Feb	04.0-01047-2025	Netherlands	Rotterdam	FROZEN VALUE ADDED SEAFOOD PRODUCT	6,375.00	848,703,750
2327	PT. SUKSES LAUTAN INDONESIA	18-Feb	P8/KI-D1/04.0/II/2025/000436	Australia	Brisbane	FROZEN EMPEROR NATURAL FILLETS	5,750.00	843,841,250
2328	PT. SUKSES LAUTAN INDONESIA	18-Feb	P8/KI-D1/04.0/II/2025/000436	Australia	Brisbane	FROZEN PEARL PERCH FILLETS SKIN ON	5,090.00	779,818,540
2329	PT. SUKSES LAUTAN INDONESIA	18-Feb	P8/KI-D1/04.0/II/2025/000436	Australia	Brisbane	FROZEN RED EMPEROR CENTRE CUT FILLETS	870.00	210,456,480
2330	PT. SUKSES LAUTAN INDONESIA	18-Feb	P8/KI-D1/04.0/II/2025/000436	Australia	Brisbane	FROZEN RED EMPEROR NATURAL FILLETS	825.00	179,614,050
2331	PT. SUKSES LAUTAN INDONESIA	18-Feb	P8/KI-D1/04.0/II/2025/000436	Australia	Brisbane	FROZEN WHITE SNAPPER NATURAL FILLETS	4,260.00	762,578,340
2332	PT. ANEKA TUNA INDONESIA	18-Feb	P8/KI-D1/04.0/II/2025/000437	Saudi Arabia	Ad Dammam	CANNED TUNA	19,713.60	1,310,678,410

No.	NAMA UPI	TERBIT HC	NO. HC MUTU	NEGARA TUJUAN	PEL. TUJUAN	NAMA PRODUK	VOLUME (KG)	NILAI (RP)
2333	PT. BUMI MENARA INTERNUSA DAMPIT	18-Feb	04.0-01049-2025	Lithuania	Klaipeda	FROZEN COOK SHRIMP	12,423.60	2,116,360,260
2334	PT. GEMA ISTA RAYA	18-Feb	P8/KI-D1/04.0/II/2025/000439	United Arab Emirates	Dubai	Canned Sardines	0.50	13,000
2335	PT. AMARTA CARRAGEENAN INDONESIA	18-Feb	P8/KI-D1/04.0/II/2025/000440	Turkey	Izmir (Smyrna)	SRC (CARRAGEENAN KAPPA)	0.10	180,000
2336	PT. JUNDA EXIM INDONESIA	18-Feb	04.0-01050-2025	China	Sanshan (Nanhai)	DRIED SEA CUCUMBER	1,380.00	314,739,360
2337	PT. JUNDA EXIM INDONESIA	18-Feb	04.0-01050-2025	China	Sanshan (Nanhai)	DRIED SEA CUCUMBER	11,880.00	1,726,639,200
2338	PT. JUNDA EXIM INDONESIA	18-Feb	04.0-01050-2025	China	Sanshan (Nanhai)	DRIED SEA CUCUMBER	1,740.00	252,891,600
2339	PT. AMARTA CARRAGEENAN INDONESIA	18-Feb	04.0-01051-2025	United States	St Louis	SRC (CARRAGEENAN KAPPA)	17,500.00	1,995,000,000
2340	PT. MULTI PRAWN INDONESIA	18-Feb	04.0-01048-2025	Japan	Tokyo	FROZEN SHRIMP	15,282.00	2,676,489,480
2341	PT Sekar Bumi Tbk	18-Feb	04.0-01052-2025	China	Shanghai Pu Dong Apt	FROZEN ADDED VALUE PRODUCTS	2.22	15,498
2342	PT. VARIA NIAGA NUSANTARA	18-Feb	P8/KI-D1/04.0/II/2025/000438	Dominican Republic	Caucedo	FROZEN SCARLET SNAPPER	12,199.49	1,186,376,004
2343	PT. VARIA NIAGA NUSANTARA	18-Feb	P8/KI-D1/04.0/II/2025/000438	Dominican Republic	Caucedo	FROZEN FILETE DE SCARLET SNAPPER	11,466.93	1,858,560,014
2344	PT. ANEKA TUNA INDONESIA	19-Feb	04.0-S-00316-2025	Japan	NAGOYA, AICHI	SAMPLE OF POUCHED TUNA	6.00	150,000
2345	PT. ANEKA TUNA INDONESIA	19-Feb	04.0-S-00316-2025	Japan	NAGOYA, AICHI	SAMPLE OF POUCHED TUNA	6.00	150,000
2346	CV. JAVA FISH	19-Feb	P8/KI-D1/04.0/II/2025/000442	Singapore	Singapore Changi	FROZEN SPANISH MACKEREL	175.00	5,250,000
2347	CV. JAVA FISH	19-Feb	P8/KI-D1/04.0/II/2025/000442	Singapore	Singapore Changi	GROUPEL	1,750.00	61,250,000
2348	CV. JAVA FISH	19-Feb	P8/KI-D1/04.0/II/2025/000442	Singapore	Singapore Changi	RED SNAPPER	70.00	3,150,000
2349	CV. JAVA FISH	19-Feb	P8/KI-D1/04.0/II/2025/000442	Singapore	Singapore Changi	SILVER POMFRET	2,800.00	154,000,000
2350	CV. JAVA FISH	19-Feb	P8/KI-D1/04.0/II/2025/000442	Singapore	Singapore Changi	FLATFISH	70.00	1,750,000
2351	CV. JAVA FISH	19-Feb	P8/KI-D1/04.0/II/2025/000442	Singapore	Singapore Changi	Goldband Snapper	700.00	28,000,000
2352	CV. JAVA FISH	19-Feb	P8/KI-D1/04.0/II/2025/000442	Singapore	Singapore Changi	BARRAMUNDI SKIN ON	105.00	3,150,000
2353	CV. JAVA FISH	19-Feb	P8/KI-D1/04.0/II/2025/000442	Singapore	Singapore Changi	THREADFIN BLUE	2,485.00	86,975,000
2354	CV. JAVA FISH	19-Feb	P8/KI-D1/04.0/II/2025/000442	Singapore	Singapore Changi	SAND WHITING FISH	1,050.00	26,250,000
2355	CV. JAVA FISH	19-Feb	P8/KI-D1/04.0/II/2025/000442	Singapore	Singapore Changi	FRESH LEATHER JACKET FISH	70.00	2,450,000
2356	CV. JAVA FISH	19-Feb	P8/KI-D1/04.0/II/2025/000443	Singapore	Singapore Changi	SLIPPER LOBSTER	100.00	6,000,000
2357	CV. JAVA FISH	19-Feb	P8/KI-D1/04.0/II/2025/000443	Singapore	Singapore Changi	FRESH WHITE SHRIMP	3,100.00	155,000,000
2358	CV. JAVA FISH	19-Feb	P8/KI-D1/04.0/II/2025/000444	Singapore	Singapore Changi	Hairtail	1,100.00	49,500,000
2359	CV. JAVA FISH	19-Feb	P8/KI-D1/04.0/II/2025/000444	Singapore	Singapore Changi	TENGGIRI	1,500.00	60,000,000
2360	PT. CENTRAM	19-Feb	04.0-01053-2025	Japan	Tokyo	CARRAGEENAN	5,760.00	1,407,841,920
2361	PT. BUMI MENARA INTERNUSA DAMPIT	19-Feb	04.0-01053-2025	United States	Savannah	FROZEN VALUE ADDED SEAFOOD PRODUCT	15,363.36	1,893,303,670
2362	PT WINAROS KAWULA BAHARI	19-Feb	04.0-01055-2025	Japan	Hakata/Fukuoka	White Raw Vannamei Frozen Shrimp	8,672.00	1,040,587,968
2363	PT WINAROS KAWULA BAHARI	19-Feb	04.0-01055-2025	Japan	Hakata/Fukuoka	White Vannamei Nobashi Ebi	7,380.00	1,226,858,580
2364	PT. BUMI MENARA INTERNUSA DAMPIT	19-Feb	04.0-01056-2025	United States	Savannah	FROZEN VALUE ADDED SEAFOOD PRODUCT	15,036.48	1,866,809,065
2365	PT. SEKAR LAUT, TBK.	19-Feb	04.0-01057-2025	Netherlands	Rotterdam	SHRIMP CRACKERS	16,187.50	743,653,750
2366	PT. Hongxin Algae International	19-Feb	P8/KI-D1/04.0/II/2025/000445	China	Xiamen	Semi Refined Carrageenan	28,000.00	2,541,392,000
2367	CV. MARINA SEJAHTERA	19-Feb	04.0-01058-2025	China	Xiamen	FRESH BELT FISH	4,500.00	211,500,000
2368	PT. REX CANNING	19-Feb	04.0-01059-2025	United States	Miami	CANNED SNAIL IN BRINE	16,218.00	1,473,032,286
2369	CV. TIRTA SURYA SRI REJEKI	19-Feb	04.0-01060-2025	China	Nansha	DRIED FISH MAW	40.33	17,543,550

No.	NAMA UPI	TERBIT HC	NO. HC MUTU	NEGARA TUJUAN	PEL. TUJUAN	NAMA PRODUK	VOLUME (KG)	NILAI (RP)
2370	CV. TIRTA SURYA SRI REJEKI	19-Feb	04.0-01060-2025	China	Nansha	DRIED FISH MAW	754.10	557,656,950
2371	CV. TIRTA SURYA SRI REJEKI	19-Feb	04.0-01060-2025	China	Nansha	DRIED FISH MAW	2,895.80	629,836,500
2372	CV. TIRTA SURYA SRI REJEKI	19-Feb	04.0-01060-2025	China	Nansha	DRIED FISH MAW	184.70	124,533,975
2373	PT. BUMI MENARA INTERNUSA DAMPIT	19-Feb	04.0-01061-2025	United States	Savannah	FROZEN VALUE ADDED SEAFOOD PRODUCT	15,085.51	1,750,341,554
2374	PT. GEMA ISTA RAYA	19-Feb	P8/KI-D1/04.0/II/2025/000446	Comoros	Moroni	Canned Sardines	20,313.00	707,684,607
2375	PT. BUMI MENARA INTERNUSA DAMPIT	19-Feb	04.0-01062-2025	Canada	Montreal	FROZEN VALUE ADDED SEAFOOD PRODUCT	12,712.00	1,252,767,600
2376	PT Sekar Bumi Tbk	19-Feb	P8/KI-D1/04.0/II/2025/000447	Singapore	Singapore Container Terminal	FROZEN ORIGINAL ODEN	370.00	38,028,600
2377	PT. ANEKA TUNA INDONESIA	19-Feb	P8/KI-D1/04.0/II/2025/000448	Kuwait	Shuwaikh	CANNED TUNA	13,056.00	883,199,232
2378	PT. BUMI MENARA INTERNUSA DAMPIT	19-Feb	04.0-01063-2025	Canada	Montreal	FROZEN COOK SHRIMP	2,271.82	336,263,437
2379	PT. ANEKA TUNA INDONESIA	19-Feb	04.0-01064-2025	United States	Kansas City	CANNED TUNA	30,535.68	1,326,072,975
2380	PT. VARIA NIAGA NUSANTARA	19-Feb	04.0-01065-2025	Guadeloupe	Pointe-a-Pitre	FROZEN MAHI MAHI SLICES	21,036.00	1,178,016,000
2381	PT Sekar Bumi Tbk	19-Feb	P8/KI-D1/04.0/II/2025/000450	Singapore	Singapore Container Terminal	FROZEN CUTTLE FISH BALL	3,036.00	194,395,080
2382	PT Sekar Bumi Tbk	19-Feb	P8/KI-D1/04.0/II/2025/000449	Singapore	Singapore Container Terminal	FROZEN CRISPY STAR SEAFOOD	162.00	14,222,952
2383	PT Sekar Bumi Tbk	19-Feb	P8/KI-D1/04.0/II/2025/000451	Singapore	Singapore Container Terminal	FROZEN FISH CHIPS	820.00	38,523,600
2384	CV. JAVA FISH	19-Feb	P8/KI-D1/04.0/II/2025/000452	Singapore	Singapore Changi	FRESH STINGRAY FISH / PARI MONDOL	400.00	14,000,000
2385	PT. SEKAR LAUT, TBK.	19-Feb	04.0-01066-2025	Netherlands	Rotterdam	SHRIMP CRACKERS	15,725.00	745,553,700
2386	PT. HAKIKI DONARTA	19-Feb	P8/KI-D1/04.0/II/2025/000453	Thailand	Bangkok	AGAR AGAR POWDER	1,000.00	266,619,000
2387	PT. ANEKA TUNA INDONESIA	19-Feb	P8/KI-D1/04.0/II/2025/000454	Saudi Arabia	Ad Dammam	CANNED TUNA	17,280.00	1,391,610,240
2388	PT. HAKIKI DONARTA	19-Feb	04.0-01067-2025	Japan	Yokohama	AGAR AGAR POWDER TYPE RA 700	1,000.00	236,147,000
2389	PT. HAKIKI DONARTA	19-Feb	04.0-01067-2025	Japan	Yokohama	AGAR AGAR POWDER	1,000.00	228,004,000
2390	PT. ANEKA TUNA INDONESIA	19-Feb	P8/KI-D1/04.0/II/2025/000455	Kuwait	Shuwaikh	CANNED TUNA	28,800.00	1,912,492,800
2391	PT. ANEKA TUNA INDONESIA	19-Feb	04.0-01068-2025	United States	Kansas City	CANNED TUNA	15,267.84	621,599,570
2392	PT BAHARI SEJAHTERA PERTIWI	19-Feb	04.0-01069-2025	China	Nansha New Pt	FROZEN LEATHERJACKET	7,020.00	696,362,940
2393	PT BAHARI SEJAHTERA PERTIWI	19-Feb	04.0-01069-2025	China	Nansha New Pt	FROZEN WHITESPOTTED CONGER FISH	16,153.90	506,747,843
2394	PT. ANEKA TUNA INDONESIA	19-Feb	P8/KI-D1/04.0/II/2025/000457	Saudi Arabia	Ad Dammam	CANNED TUNA	39,427.20	2,621,356,819
2395	PT Sekar Bumi Tbk	19-Feb	P8/KI-D1/04.0/II/2025/000458	Singapore	Singapore Container Terminal	FROZEN SHRIMP GYOZA	513.00	40,003,740
2396	PT Sekar Bumi Tbk	19-Feb	P8/KI-D1/04.0/II/2025/000460	Singapore	Singapore Container Terminal	FROZEN MINI WONTON	600.00	48,648,000
2397	PT Sekar Bumi Tbk	19-Feb	P8/KI-D1/04.0/II/2025/000461	Singapore	Singapore Container Terminal	PRAWN BALL	1,008.00	60,636,240
2398	PT. BUMI PANGAN SEJAHTERA	19-Feb	04.0-01070-2025	United States	New York	FROZEN SHRIMP VANNAMEI RAW PD TAIL ON IQF	15,776.21	2,269,991,528
2399	PT. GRAHAMAKMUR CIPTAPRATAMA	19-Feb	04.0-01071-2025	United States	Los Angeles	FROZEN RAW VANNAMEI PEELED DEVEINED TAIL ON	15,890.00	2,739,785,580

No.	NAMA UPI	TERBIT HC	NO. HC MUTU	NEGARA TUJUAN	PEL. TUJUAN	NAMA PRODUK	VOLUME (KG)	NILAI (RP)
2400	PT. BUMI MENARA INTERNUSA DAMPIT	19-Feb	04.0-01072-2025	Belgium	Antwerpen	FROZEN VALUE ADDED SEAFOOD PRODUCT	19,016.00	2,001,700,224
2401	PT. ANEKA TUNA INDONESIA	19-Feb	P8/KI-D1/04.0/II/2025/000462	Saudi Arabia	Ad Dammam	CANNED TUNA	77,683.20	3,704,168,026
2402	PT BAHARI SEJAHTERA PERTIWI	19-Feb	04.0-01073-2025	China	Nansha New Pt	FROZEN ORANGE GOATFISH	4,464.00	110,952,720
2403	PT BAHARI SEJAHTERA PERTIWI	19-Feb	04.0-01073-2025	China	Nansha New Pt	FROZEN BIGEYE FISH	6,975.00	181,036,125
2404	PT BAHARI SEJAHTERA PERTIWI	19-Feb	04.0-01073-2025	China	Nansha New Pt	FROZEN SEA BREAM FISH	9,981.00	265,554,486
2405	PT BAHARI SEJAHTERA PERTIWI	19-Feb	04.0-01074-2025	China	Nansha New Pt	FROZEN CUTTLFISH	2,400.00	221,966,400
2406	PT. MEGA MARINE PRIDE	19-Feb	P8/KI-D1/04.0/II/2025/000463	Dominican Republic	Caucedo	FROZEN COOK SHRIMPS	10,532.80	1,842,197,253
2407	PT. MEGA MARINE PRIDE	19-Feb	P8/KI-D1/04.0/II/2025/000464	Dominican Republic	Caucedo	FROZEN RAW SHRIMPS	3,995.20	564,693,554
2408	PT. INTI LAUTAN FAJAR ABADI	20-Feb	04.0-5-00347-2025	Australia	BRISBANE	WHITE SNAPPER	2,640.00	319,297,440
2409	PT. ANEKA TUNA INDONESIA	20-Feb	P8/KI-D1/04.0/II/2025/000467	Australia	Melbourne	CANNED TUNA	13,406.40	1,783,748,333
2410	PT. ANEKA TUNA INDONESIA	20-Feb	P8/KI-D1/04.0/II/2025/000467	Australia	Melbourne	SAMPLE OF CANNED TUNA	0.86	114,425
2411	PT. GRAHAMAKMUR CIPTAPRATAMA	20-Feb	04.0-01075-2025	United States	Los Angeles	FROZEN RAW VANNAMEI PEELED DEVEINED TAIL ON	15,436.00	2,223,463,184
2412	PT.CANDI JAYA AMERTA	20-Feb	04.0-01076-2025	Netherlands	Rotterdam	KERUPUK UDANG	17,340.00	915,760,080
2413	PT GREEN ONE BIOTECHNOLOGY	20-Feb	P8/KI-D1/04.0/II/2025/000468	Spain	Pontevedra	SEMI REFINED CARRAGEENAN	0.12	13,125
2414	CV. JAVA FISH	20-Feb	P8/KI-D1/04.0/II/2025/000469	Singapore	Singapore Changi	SLIPPER LOBSTER	100.00	6,000,000
2415	CV. JAVA FISH	20-Feb	P8/KI-D1/04.0/II/2025/000469	Singapore	Singapore Changi	FRESH WHITE SHRIMP	3,220.00	161,000,000
2416	PT. FUYUAN BIOLOGI TECHNOLOGY	20-Feb	P8/KI-D1/04.0/II/2025/000470	Malaysia	Northport/Pt Klang	AGAR AGAR POWDER GS 900	500.00	100,142,000
2417	PT WINAROS KAWULA BAHARI	20-Feb	04.0-01078-2025	Japan	Tokyo	White Vannamei Ebi Fry	688.00	103,147,712
2418	PT WINAROS KAWULA BAHARI	20-Feb	04.0-01079-2025	Japan	Tokyo	White Raw Vannamei Frozen Shrimp	15,960.00	1,934,208,360
2419	PT. ANEKA TUNA INDONESIA	20-Feb	04.0-01080-2025	United Kingdom (GB)	Felixstowe	CANNED TUNA	18,002.88	1,034,715,528
2420	PT. ANEKA TUNA INDONESIA	20-Feb	04.0-01081-2025	United Kingdom (GB)	Felixstowe	POUCHED TUNA	16,120.00	1,206,388,560
2421	PT. ANEKA TUNA INDONESIA	20-Feb	P8/KI-D1/04.0/II/2025/000472	Australia	Melbourne	CANNED TUNA	5.18	239,996
2422	UD. PIALA	20-Feb	P8/KI-D1/04.0/II/2025/000471	Hong Kong	Hong Kong	FROZEN SHRIMP	2,224.80	513,701,870
2423	PT WINAROS KAWULA BAHARI	20-Feb	04.0-01082-2025	Japan	Tokyo	White Raw Vannamei Frozen Shrimp	2,399.60	324,140,368
2424	PT WINAROS KAWULA BAHARI	20-Feb	04.0-01082-2025	Japan	Tokyo	White Vannamei Nobashi Ebi	8,093.30	1,293,438,833
2425	CV. JAVA FISH	20-Feb	P8/KI-D1/04.0/II/2025/000473	Singapore	Singapore Changi	FROZEN SPANISH MACKEREL	175.00	5,250,000
2426	CV. JAVA FISH	20-Feb	P8/KI-D1/04.0/II/2025/000473	Singapore	Singapore Changi	GROUPER	1,750.00	61,250,000
2427	CV. JAVA FISH	20-Feb	P8/KI-D1/04.0/II/2025/000473	Singapore	Singapore Changi	RED SNAPPER	70.00	3,150,000
2428	CV. JAVA FISH	20-Feb	P8/KI-D1/04.0/II/2025/000473	Singapore	Singapore Changi	SILVER POMFRET	2,800.00	154,000,000
2429	CV. JAVA FISH	20-Feb	P8/KI-D1/04.0/II/2025/000473	Singapore	Singapore Changi	FLATFISH	70.00	1,750,000
2430	CV. JAVA FISH	20-Feb	P8/KI-D1/04.0/II/2025/000473	Singapore	Singapore Changi	Goldband Snapper	700.00	28,000,000
2431	CV. JAVA FISH	20-Feb	P8/KI-D1/04.0/II/2025/000473	Singapore	Singapore Changi	BARRAMUNDI SKIN ON	105.00	3,150,000
2432	CV. JAVA FISH	20-Feb	P8/KI-D1/04.0/II/2025/000473	Singapore	Singapore Changi	THREADFIN BLUE	2,275.00	79,625,000
2433	CV. JAVA FISH	20-Feb	P8/KI-D1/04.0/II/2025/000473	Singapore	Singapore Changi	SAND WHITING FISH	1,050.00	26,250,000
2434	CV. JAVA FISH	20-Feb	P8/KI-D1/04.0/II/2025/000473	Singapore	Singapore Changi	FRESH LEATHER JACKET FISH	70.00	2,450,000
2435	PT WINAROS KAWULA BAHARI	20-Feb	04.0-01084-2025	Japan	Tokyo	White Vannamei Sushi Ebi	1,878.80	459,541,328
2436	CV. MARINA SEJAHTERA	20-Feb	04.0-01085-2025	China	Xiamen	FRESH BELT FISH	4,500.00	211,500,000
2437	PT. BUMI MENARA INTERNUSA DAMPIT	20-Feb	04.0-01086-2025	United States	Savannah	FROZEN VALUE ADDED SEAFOOD PRODUCT	14,982.00	1,478,393,796
2438	PT. ANEKA TUNA INDONESIA	20-Feb	04.0-01087-2025	United Kingdom (GB)	Felixstowe	POUCHED TUNA	16,120.00	1,159,592,200

No.	NAMA UPI	TERBIT HC	NO. HC MUTU	NEGARA TUJUAN	PEL. TUJUAN	NAMA PRODUK	VOLUME (KG)	NILAI (RP)
2439	PT. ANEKA TUNA INDONESIA	20-Feb	04.0-01087-2025	United Kingdom (GB)	Felixstowe	SAMPLE OF POUCHED TUNA	12.40	891,994
2440	PT. BUMI MENARA INTERNUSA DAMPIT	20-Feb	04.0-01088-2025	United States	Norfolk	FROZEN VALUE ADDED SEAFOOD PRODUCT	6,698.00	1,126,797,842
2441	PT. MULTI PRAWN INDONESIA	20-Feb	04.0-01077-2025	Japan	Tokyo	FROZEN SHRIMP	10,800.00	1,512,853,200
2442	CV. JAVA FISH	20-Feb	P8/KI-D1/04.0/II/2025/000474	Singapore	Singapore Changi	Hairtail	925.00	41,625,000
2443	CV. JAVA FISH	20-Feb	P8/KI-D1/04.0/II/2025/000474	Singapore	Singapore Changi	TENGGIRI	1,500.00	60,000,000
2444	PT. GEMA ISTA RAYA	20-Feb	P8/KI-D1/04.0/II/2025/000475	Cote D Ivoire (Ivory Coast)	Abidjan	Canned Sardines	40,000.00	1,397,760,000
2445	CV. MARINA SEJAHTERA	20-Feb	04.0-01089-2025	Japan	Tokyo	FROZEN SHRIMP	8,953.20	1,325,073,600
2446	PT. SINDABAD MARINE PIONEER	20-Feb	04.0-01090-2025	China	Xiamen	FROZEN FLYING FISH ROE	24,000.00	4,788,000,000
2447	PT. BUMI MENARA INTERNUSA DAMPIT	20-Feb	04.0-01091-2025	United States	Norfolk	FROZEN VALUE ADDED SEAFOOD PRODUCT	4,018.81	672,716,644
2448	CV. MARINA SEJAHTERA	20-Feb	04.0-01092-2025	China	Shanghai	FROZEN PARROT FISH	2,456.00	220,794,400
2449	PT. BUMI MENARA INTERNUSA DAMPIT	20-Feb	04.0-01093-2025	United States	Savannah	FROZEN VALUE ADDED SEAFOOD PRODUCT	14,982.00	1,478,393,796
2450	PT. ANEKA TUNA INDONESIA	20-Feb	P8/KI-D1/04.0/II/2025/000478	Kuwait	Shuwaikh	CANNED TUNA	54,528.00	3,514,493,184
2451	PT. PHILLIPS SEAFOODS INDONESIA	20-Feb	04.0-01095-2025	United States	Baltimore	PASTEURIZED BLUE SWIMMING CRABMEAT	15,690.24	8,967,270,275
2452	PT. ANEKA TUNA INDONESIA	20-Feb	P8/KI-D1/04.0/II/2025/000477	Kuwait	Shuwaikh	CANNED TUNA	13,320.00	839,799,360
2453	PT. SURYA INDOALGAS	20-Feb	04.0-01096-2025	Taiwan	Keelung (Chilung)	Tepung agar-agar	10,000.00	2,553,640,000
2454	PT. BUMI MENARA INTERNUSA DAMPIT	20-Feb	04.0-01097-2025	United States	Savannah	FROZEN VALUE ADDED SEAFOOD PRODUCT	14,055.84	1,745,271,485
2455	PT. REX CANNING	20-Feb	04.0-01098-2025	France	Fos sur Mer	CANNED CRABMEAT IN BRINE	13,896.00	1,612,825,344
2456	PT. Hongxin Algae International	20-Feb	P8/KI-D1/04.0/II/2025/000479	China	Xiamen	Semi Refined Carrageenan	28,000.00	2,620,100,000
2457	PT. GEMA ISTA RAYA	20-Feb	P8/KI-D1/04.0/II/2025/000480	Senegal	Dakar	Canned Sardines	80,000.00	2,787,200,000
2458	PT Sekar Bumi Tbk	20-Feb	04.0-01099-2025	United States	New York	FROZEN VANNAMEI COOKED PD TAIL ON IQF SHRIMP	8,164.80	1,579,970,448
2459	PT Sekar Bumi Tbk	20-Feb	04.0-01101-2025	United States	New York	VANNAMEI RAW PD TAIL OFF IQF SHRIMP	7,257.60	846,417,600
2460	PT. REX CANNING	20-Feb	04.0-01102-2025	Belgium	Antwerpen	CANNED SNAIL IN BRINE	16,512.00	1,544,152,704
2461	PT. SEKAR LAUT, TBK.	20-Feb	04.0-01103-2025	Netherlands	Rotterdam	SHRIMP CRACKERS	16,187.50	743,653,750
2462	PT. BUMI MENARA INTERNUSA DAMPIT	20-Feb	04.0-01104-2025	United States	Los Angeles	FROZEN VALUE ADDED SEAFOOD PRODUCT	9,707.66	882,251,556
2463	PT Sekar Bumi Tbk	20-Feb	04.0-01105-2025	United States	Norfolk	VANNAMEI RAW PD TAIL OFF IQF SHRIMP	8,101.30	973,306,385
2464	PT Sekar Bumi Tbk	20-Feb	04.0-01106-2025	United States	Norfolk	VANNAMEI RAW EZ PEEL IQF SHRIMP	7,484.40	950,473,894
2465	PT. BUMI MENARA INTERNUSA DAMPIT	20-Feb	04.0-01107-2025	United States	Savannah	FROZEN VALUE ADDED SEAFOOD PRODUCT	15,052.82	1,740,015,675
2466	CV. MARINA SEJAHTERA	20-Feb	04.0-01108-2025	Taiwan	Taipei	FRESH SPANISH MACKERELS	1,500.00	130,500,000
2467	PT Sekar Bumi Tbk	20-Feb	04.0-01109-2025	Belgium	Antwerpen	Frozen Froglegs	8,400.00	1,368,091,200
2468	CV. PESONA MANDIRI	20-Feb	04.0-01110-2025	China	Xiamen	FROZEN SQUID	26,688.80	1,760,363,890
2469	PT. BARAMUDA BAHARI	20-Feb	04.0-01111-2025	United States	Los Angeles	FROZEN RAW SHRIMPS	14,395.90	2,175,954,681
2470	PT. MEGA MARINE PRIDE	20-Feb	04.0-01112-2025	Korea (South)	Busan (ex Pusan)	FROZEN RED ARGENTINA SHRIMP	16,000.00	3,009,760,000

No.	NAMA UPI	TERBIT HC	NO. HC MUTU	NEGARA TUJUAN	PEL. TUJUAN	NAMA PRODUK	VOLUME (KG)	NILAI (RP)
2471	PT. SEKAR LAUT, TBK.	20-Feb	04.0-01113-2025	Korea (South)	Busan (ex Pusan)	SHRIMP CRACKERS	13,940.00	588,923,180
2472	PT. SUKSES LAUTAN INDONESIA	20-Feb	04.0-01114-2025	Mayotte	Longoni	FROZEN TREVALLY STEAK	2,985.00	202,955,822
2473	PT. SUKSES LAUTAN INDONESIA	20-Feb	04.0-01114-2025	Mayotte	Longoni	FROZEN TREVALLY WGS	3,200.00	205,718,720
2474	PT. SUKSES LAUTAN INDONESIA	20-Feb	04.0-01115-2025	Mayotte	Longoni	FROZEN RED SNAPPER STEAK	4,445.00	358,099,424
2475	PT. SUKSES LAUTAN INDONESIA	20-Feb	04.0-01115-2025	Mayotte	Longoni	FROZEN RED SNAPPER WG	3,150.00	229,053,195
2476	PT. SUKSES LAUTAN INDONESIA	20-Feb	04.0-01115-2025	Mayotte	Longoni	FROZEN EMPEROR STEAK	3,465.00	242,492,481
2477	PT. SUKSES LAUTAN INDONESIA	20-Feb	04.0-01115-2025	Mayotte	Longoni	FROZEN EMPEROR WGS	4,125.00	278,611,163
2478	PT. PHILLIPS SEAFOODS INDONESIA	20-Feb	P8/KI-D1/04.0/II/2025/000481	Qatar	Doha	PASTEURIZED AND CHILLED CRAB MEAT	612.90	436,919,862
2479	PT. Hongxin Algae International	20-Feb	P8/KI-D1/04.0/II/2025/000482	China	Xiamen	Semi Refined Carrageenan	28,000.00	2,620,100,000
2480	PT. MULTI PRAWN INDONESIA	20-Feb	04.0-01083-2025	Japan	Tokyo	FROZEN SHRIMP	10,800.00	2,244,186,000
2481	PT. ANEKA TUNA INDONESIA	20-Feb	04.0-01117-2025	Japan	Nagoya, Aichi	SAMPLE OF FISH EXTRACT SJ / KATSUO	0.20	4,800
2482	PT. ANEKA TUNA INDONESIA	20-Feb	04.0-01117-2025	Japan	Nagoya, Aichi	SAMPLE OF FISH EXTRACT YF	0.20	4,800
2483	PT. SURYA INTI ANEKA PANGAN	20-Feb	04.0-01118-2025	Taiwan	Keelung (Chilung)	FULL MOON PRAWN CRACKERS	243.00	30,471,471
2484	CV. JAVA FISH	21-Feb	P8/KI-D1/04.0/II/2025/000483	Singapore	Singapore Changi	Hairtail	1,050.00	47,250,000
2485	CV. JAVA FISH	21-Feb	P8/KI-D1/04.0/II/2025/000483	Singapore	Singapore Changi	TENGGIRI	1,500.00	60,000,000
2486	PT. INDONUSA ALGAEMAS PRIMA	21-Feb	P8/KI-D1/04.0/II/2025/000485	Chile	San Antonio	Kappa Semi Refined Carrageenan (SRC)	25,000.00	2,749,150,000
2487	PT. BEE JAY SEAFOOD	21-Feb	P8/KI-D1/04.0/II/2025/000486	Malaysia	Penang	Small Fillet Snapper	10,000.00	1,495,930,000
2488	CV. JAVA FISH	21-Feb	P8/KI-D1/04.0/II/2025/000487	Singapore	Singapore Changi	FROZEN SPANISH MACKEREL	175.00	5,250,000
2489	CV. JAVA FISH	21-Feb	P8/KI-D1/04.0/II/2025/000487	Singapore	Singapore Changi	GROUPE	1,750.00	61,250,000
2490	CV. JAVA FISH	21-Feb	P8/KI-D1/04.0/II/2025/000487	Singapore	Singapore Changi	RED SNAPPER	70.00	3,150,000
2491	CV. JAVA FISH	21-Feb	P8/KI-D1/04.0/II/2025/000487	Singapore	Singapore Changi	SILVER POMFRET	2,800.00	154,000,000
2492	CV. JAVA FISH	21-Feb	P8/KI-D1/04.0/II/2025/000487	Singapore	Singapore Changi	FLATFISH	70.00	1,750,000
2493	CV. JAVA FISH	21-Feb	P8/KI-D1/04.0/II/2025/000487	Singapore	Singapore Changi	Goldband Snapper	700.00	28,000,000
2494	CV. JAVA FISH	21-Feb	P8/KI-D1/04.0/II/2025/000487	Singapore	Singapore Changi	BARRAMUNDI SKIN ON	105.00	3,150,000
2495	CV. JAVA FISH	21-Feb	P8/KI-D1/04.0/II/2025/000487	Singapore	Singapore Changi	THREADFIN BLUE	2,135.00	74,725,000
2496	CV. JAVA FISH	21-Feb	P8/KI-D1/04.0/II/2025/000487	Singapore	Singapore Changi	SAND WHITING FISH	1,050.00	26,250,000
2497	CV. JAVA FISH	21-Feb	P8/KI-D1/04.0/II/2025/000487	Singapore	Singapore Changi	FRESH LEATHER JACKET FISH	70.00	2,450,000
2498	CV. JAVA FISH	21-Feb	P8/KI-D1/04.0/II/2025/000488	Singapore	Singapore Changi	Hairtail	900.00	40,500,000
2499	CV. JAVA FISH	21-Feb	P8/KI-D1/04.0/II/2025/000488	Singapore	Singapore Changi	TENGGIRI	1,500.00	60,000,000
2500	CV. JAVA FISH	21-Feb	P8/KI-D1/04.0/II/2025/000489	Singapore	Singapore Changi	SLIPPER LOBSTER	100.00	6,000,000
2501	CV. JAVA FISH	21-Feb	P8/KI-D1/04.0/II/2025/000489	Singapore	Singapore Changi	FRESH WHITE SHRIMP	3,200.00	160,000,000
2502	PT. GRAHAMAKMUR CIPTAPRATAMA	21-Feb	04.0-01119-2025	United States	Oakland	FROZEN RAW VANNAMEI PEELED DEVEINED TAIL ON	15,436.00	2,523,955,796
2503	CV. JAVA FISH	21-Feb	P8/KI-D1/04.0/II/2025/000490	Singapore	Singapore Changi	FROZEN SPANISH MACKEREL	175.00	5,250,000
2504	CV. JAVA FISH	21-Feb	P8/KI-D1/04.0/II/2025/000490	Singapore	Singapore Changi	GROUPE	1,750.00	61,250,000
2505	CV. JAVA FISH	21-Feb	P8/KI-D1/04.0/II/2025/000490	Singapore	Singapore Changi	RED SNAPPER	70.00	3,150,000
2506	CV. JAVA FISH	21-Feb	P8/KI-D1/04.0/II/2025/000490	Singapore	Singapore Changi	SILVER POMFRET	2,800.00	154,000,000
2507	CV. JAVA FISH	21-Feb	P8/KI-D1/04.0/II/2025/000490	Singapore	Singapore Changi	FLATFISH	70.00	1,750,000
2508	CV. JAVA FISH	21-Feb	P8/KI-D1/04.0/II/2025/000490	Singapore	Singapore Changi	Goldband Snapper	700.00	28,000,000
2509	CV. JAVA FISH	21-Feb	P8/KI-D1/04.0/II/2025/000490	Singapore	Singapore Changi	BARRAMUNDI SKIN ON	105.00	3,150,000
2510	CV. JAVA FISH	21-Feb	P8/KI-D1/04.0/II/2025/000490	Singapore	Singapore Changi	THREADFIN BLUE	2,450.00	85,750,000
2511	CV. JAVA FISH	21-Feb	P8/KI-D1/04.0/II/2025/000490	Singapore	Singapore Changi	SAND WHITING FISH	1,050.00	26,250,000

No.	NAMA UPI	TERBIT HC	NO. HC MUTU	NEGARA TUJUAN	PEL. TUJUAN	NAMA PRODUK	VOLUME (KG)	NILAI (RP)
2512	CV. JAVA FISH	21-Feb	P8/KI-D1/04.0/II/2025/000490	Singapore	Singapore Changi	FRESH LEATHER JACKET FISH	70.00	2,450,000
2513	PT. ANEKA TUNA INDONESIA	21-Feb	04.0-01120-2025	Japan	Shimizu	CANNED TUNA	14,731.20	1,121,029,589
2514	PT. ANEKA TUNA INDONESIA	21-Feb	04.0-01120-2025	Japan	Shimizu	SAMPLE OF CANNED TUNA	13.64	1,037,990
2515	PT. HAKIKI DONARTA	21-Feb	P8/KI-D1/04.0/II/2025/000491	Italy	Trieste	AGAR AGAR POWDER TYPE GS	1,000.00	170,050,000
2516	PT. HAKIKI DONARTA	21-Feb	P8/KI-D1/04.0/II/2025/000491	Italy	Trieste	AGAR AGAR POWDER TYPE GS 1000	5,050.00	858,752,500
2517	PT. HAKIKI DONARTA	21-Feb	P8/KI-D1/04.0/II/2025/000491	Italy	Trieste	AGAR AGAR POWDER TYPE GS 900	3,030.00	515,251,500
2518	PT. HAKIKI DONARTA	21-Feb	P8/KI-D1/04.0/II/2025/000491	Italy	Trieste	AGAR AGAR POWDER TYPE SPA-OR	10,100.00	2,078,176,000
2519	PT. HAKIKI DONARTA	21-Feb	P8/KI-D1/04.0/II/2025/000491	Italy	Trieste	AGAR-AGAR POWDER TYPE GS 1100	1,010.00	171,750,500
2520	PT. ANEKA TUNA INDONESIA	21-Feb	P8/KI-D1/04.0/II/2025/000492	Australia	Melbourne	POUCHED TUNA	15,600.00	1,248,624,000
2521	PT. SEKAR LAUT, TBK.	21-Feb	04.0-01121-2025	United Kingdom (GB)	Southampton	SHRIMP CRACKERS	12,950.00	616,096,250
2522	UD. PIALA	21-Feb	04.0-01122-2025	Japan	Tokyo	FROZEN SHRIMP	11,880.00	2,019,611,880
2523	PT. SOUTHERN MARINE PRODUCTS	21-Feb	P8/KI-D1/04.0/II/2025/000493	Malaysia	Penang	FROZEN FISH PASTE	15,400.00	999,999,000
2524	PT. ANEKA TUNA INDONESIA	21-Feb	P8/KI-D1/04.0/II/2025/000494	Australia	Melbourne	POUCHED TUNA	14,580.00	1,104,187,140
2525	PT. HAKIKI DONARTA	21-Feb	P8/KI-D1/04.0/II/2025/000495	Italy	Trieste	AGAR AGAR POWDER TYPE GS 1000	10,100.00	1,717,505,000
2526	PT. HAKIKI DONARTA	21-Feb	P8/KI-D1/04.0/II/2025/000495	Italy	Trieste	AGAR AGAR POWDER TYPE GS 800	1,010.00	171,750,500
2527	PT. HAKIKI DONARTA	21-Feb	P8/KI-D1/04.0/II/2025/000495	Italy	Trieste	AGAR AGAR POWDER TYPE GS 900	9,090.00	1,545,754,500
2528	CV. JAVA FISH	21-Feb	P8/KI-D1/04.0/II/2025/000496	Singapore	Singapore Changi	FRESH STINGRAY FISH / PARI MONDOL	400.00	14,000,000
2529	CV. JAVA FISH	21-Feb	P8/KI-D1/04.0/II/2025/000484	Singapore	Singapore Changi	SLIPPER LOBSTER	100.00	6,000,000
2530	CV. JAVA FISH	21-Feb	P8/KI-D1/04.0/II/2025/000484	Singapore	Singapore Changi	FRESH WHITE SHRIMP	3,320.00	166,000,000
2531	PT. ANEKA TUNA INDONESIA	21-Feb	04.0-01123-2025	Japan	Shimizu	POUCHED TUNA	9,216.00	1,131,264,000
2532	PT. ANEKA TUNA INDONESIA	21-Feb	04.0-01123-2025	Japan	Shimizu	SAMPLE OF CANNED TUNA	1.89	186,749
2533	PT. ANEKA TUNA INDONESIA	21-Feb	04.0-01123-2025	Japan	Shimizu	SAMPLE OF CANNED TUNA	1.47	143,099
2534	PT. ANEKA TUNA INDONESIA	21-Feb	04.0-01123-2025	Japan	Shimizu	SAMPLE OF POUCHED TUNA	0.60	72,000
2535	PT WINAROS KAWULA BAHARI	21-Feb	04.0-01124-2025	United States	Oakland	White Raw Vannamei PND	15,963.20	2,246,788,474
2536	CV. MARINA SEJAHTERA	21-Feb	04.0-01125-2025	China	Xiamen	FRESH BELT FISH	4,500.00	211,500,000
2537	CV. MARINA SEJAHTERA	21-Feb	04.0-01126-2025	China	Xiamen	FRESH BELT FISH	4,500.00	211,500,000
2538	PT. AMARTA CARRAGEENAN INDONESIA	21-Feb	P8/KI-D1/04.0/II/2025/000497	Vietnam	Ho Chi Minh City	SRC (CARRAGEENAN KAPPA)	0.20	180,000
2539	CV. MARINA SEJAHTERA	21-Feb	04.0-01127-2025	China	Xiamen	FRESH BELT FISH	4,500.00	211,500,000
2540	PT. INTI LAUTAN FAJAR ABADI	21-Feb	P8/KI-D1/04.0/II/2025/000498	Thailand	Songkhla	RED SNAPPER	5,700.00	257,457,600
2541	PT. INTI LAUTAN FAJAR ABADI	21-Feb	P8/KI-D1/04.0/II/2025/000498	Thailand	Songkhla	GROUPE	7,300.00	329,726,400
2542	PT. INTI LAUTAN FAJAR ABADI	21-Feb	P8/KI-D1/04.0/II/2025/000499	Thailand	Songkhla	BARRAMUNDI	1,310.00	225,925,220
2543	PT. SOUTHERN MARINE PRODUCTS	21-Feb	P8/KI-D1/04.0/II/2025/000500	Singapore	Singapore Container Terminal	FROZEN FISH PASTE	27,000.00	999,999,000
2544	PT. SURYA ALAM TUNGGAL	21-Feb	04.0-01128-2025	United States	New York	RAW HEADLESS EASY PEELED VANNAMEI	14,968.70	1,838,380,891

No.	NAMA UPI	TERBIT HC	NO. HC MUTU	NEGARA TUJUAN	PEL. TUJUAN	NAMA PRODUK	VOLUME (KG)	NILAI (RP)
2545	PT. SURYA ALAM TUNGGAL	21-Feb	04.0-01129-2025	United States	New York	COOKED AND PEELED VANNAMEI	15,860.02	3,463,400,147
2546	PT. SUKSES LAUTAN INDONESIA	22-Feb	04.0-01130-2025	France	Le Havre	FROZEN CATFISH WHOLE GUTTED	19,001.60	741,622,947
2547	PT Sekar Bumi Tbk	22-Feb	04.0-01135-2025	United States	New York	VANNAMEI RAW PD TAIL ON IQF SHRIMP	15,876.00	2,289,843,108
2548	PT Sekar Bumi Tbk	22-Feb	04.0-01137-2025	United States	Seattle	VANNAMEI RAW PD TAIL ON IQF SHRIMP	15,676.42	1,768,786,145
2549	PT Sekar Bumi Tbk	22-Feb	04.0-01136-2025	United States	New York	Frozen Vannamei Cooked PDOn/Off IQF SHRIMP	15,876.00	2,757,169,044
2550	PT Sekar Bumi Tbk	22-Feb	04.0-01134-2025	United States	New York	VANNAMEI RAW PD TAIL OFF IQF SHRIMP	15,876.00	1,937,872,188
2551	PT. SURYA ALAM TUNGGAL	22-Feb	04.0-01139-2025	United States	New York	RAW & PEELED VANNAMEI	15,860.02	2,979,606,097
2552	PT Sekar Bumi Tbk	22-Feb	04.0-01138-2025	United States	Long Beach	VANNAMEI RAW PD TAIL ON IQF SHRIMP	15,876.00	2,279,285,568
2553	PT WINAROS KAWULA BAHARI	24-Feb	04.0-01140-2025	United States	New York	White Vannamei Nobashi Ebi	3,418.80	602,112,218
2554	PT WINAROS KAWULA BAHARI	24-Feb	04.0-01141-2025	United States	New York	White Raw Vannamei Frozen Shrimp Breaded Round Tail On	13,335.75	1,249,333,067
2555	PT WINAROS KAWULA BAHARI	24-Feb	04.0-01142-2025	United States	New York	White Vannamei Sushi Ebi	6,552.00	1,817,865,504
2556	PT WINAROS KAWULA BAHARI	24-Feb	04.0-01142-2025	United States	New York	White Vannamei Sushi Ebi Broken	1,980.00	372,152,880
2557	PT. ANEKA TUNA INDONESIA	24-Feb	04.0-01143-2025	United Kingdom (GB)	Felixstowe	POUCHED TUNA	28,800.00	2,135,030,400
2558	PT WINAROS KAWULA BAHARI	24-Feb	04.0-01144-2025	Japan	Kobe	White Raw Vannamei Frozen Shrimp	13,014.00	2,184,282,774
2559	PT. SEKAR KATOKICHI	24-Feb	04.0-01145-2025	Japan	Kobe	Frozen Breaded Shrimp	10,546.39	1,575,472,470
2560	PT. BUMI MENARA INTERNUSA DAMPIT	24-Feb	04.0-01146-2025	United States	New York	FROZEN VALUE ADDED SEAFOOD PRODUCT	14,801.54	1,350,240,883
2561	CV. JAVA FISH	24-Feb	P8/KI-D1/04.0/II/2025/000502	Singapore	Singapore Changi	Hairtail	1,200.00	54,000,000
2562	CV. JAVA FISH	24-Feb	P8/KI-D1/04.0/II/2025/000502	Singapore	Singapore Changi	TENGGIRI	1,500.00	60,000,000
2563	CV. JAVA FISH	24-Feb	P8/KI-D1/04.0/II/2025/000503	Singapore	Singapore Changi	FROZEN SPANISH MACKEREL	175.00	5,250,000
2564	CV. JAVA FISH	24-Feb	P8/KI-D1/04.0/II/2025/000503	Singapore	Singapore Changi	GROUPEL	1,750.00	61,250,000
2565	CV. JAVA FISH	24-Feb	P8/KI-D1/04.0/II/2025/000503	Singapore	Singapore Changi	RED SNAPPER	70.00	3,150,000
2566	CV. JAVA FISH	24-Feb	P8/KI-D1/04.0/II/2025/000503	Singapore	Singapore Changi	SILVER POMFRET	2,800.00	154,000,000
2567	CV. JAVA FISH	24-Feb	P8/KI-D1/04.0/II/2025/000503	Singapore	Singapore Changi	FLATFISH	70.00	1,750,000
2568	CV. JAVA FISH	24-Feb	P8/KI-D1/04.0/II/2025/000503	Singapore	Singapore Changi	Goldband Snapper	700.00	28,000,000
2569	CV. JAVA FISH	24-Feb	P8/KI-D1/04.0/II/2025/000503	Singapore	Singapore Changi	BARRAMUNDI SKIN ON	105.00	3,150,000
2570	CV. JAVA FISH	24-Feb	P8/KI-D1/04.0/II/2025/000503	Singapore	Singapore Changi	THREADFIN BLUE	2,380.00	83,300,000
2571	CV. JAVA FISH	24-Feb	P8/KI-D1/04.0/II/2025/000503	Singapore	Singapore Changi	SAND WHITING FISH	1,050.00	26,250,000
2572	CV. JAVA FISH	24-Feb	P8/KI-D1/04.0/II/2025/000503	Singapore	Singapore Changi	FRESH LEATHER JACKET FISH	70.00	2,450,000
2573	PT. PHILLIPS SEAFOODS INDONESIA	24-Feb	04.0-01147-2025	United States	Norfolk	FROZEN VALUE ADDED SQUID	12,191.20	2,269,806,381
2574	CV. JAVA FISH	24-Feb	P8/KI-D1/04.0/II/2025/000504	Singapore	Singapore Changi	SLIPPER LOBSTER	100.00	6,000,000
2575	CV. JAVA FISH	24-Feb	P8/KI-D1/04.0/II/2025/000504	Singapore	Singapore Changi	FRESH WHITE SHRIMP	3,280.00	164,000,000
2576	PT GREEN ONE BIOTEKNOLOGY	24-Feb	P8/KI-D1/04.0/II/2025/000505	Spain	Vigo	SEMI REFINED CARRAGEENAN	25,000.00	2,730,275,000
2577	PT. SEKAR LAUT, TBK.	24-Feb	04.0-01149-2025	Taiwan	Taipei	SHRIMP CRACKERS	3,240.00	169,209,000

No.	NAMA UPI	TERBIT HC	NO. HC MUTU	NEGARA TUJUAN	PEL. TUJUAN	NAMA PRODUK	VOLUME (KG)	NILAI (RP)
2578	PT. SEKAR LAUT, TBK.	24-Feb	04.0-01150-2025	Netherlands	Rotterdam	SHRIMP CRACKERS	16,187.50	743,653,750
2579	PT. ANEKA TUNA INDONESIA	24-Feb	P8/KI-D1/04.0/II/2025/000506	Kuwait	Shuwaikh	CANNED TUNA	32,348.16	2,195,501,967
2580	PT. SURYA ALAM TUNGGAL	24-Feb	04.0-01151-2025	United States	Jacksonville	COOKED PEELED VANNAMEI	7,511.57	1,119,148,814
2581	PT. SURYA ALAM TUNGGAL	24-Feb	04.0-01152-2025	Canada	Montreal	RAW HEADLESS EASY PEELED VANNAMEI	16,329.49	2,404,925,640
2582	PT. SEKAR LAUT, TBK.	24-Feb	04.0-01153-2025	Taiwan	Taipei	SHRIMP CHILI PASTE	834.00	52,005,738
2583	PT. SURYA ALAM TUNGGAL	24-Feb	04.0-01154-2025	United States	Jacksonville	RAW HEADLESS EZP VANNAMEI	7,484.35	899,289,559
2584	PT. ANEKA TUNA INDONESIA	24-Feb	04.0-01155-2025	Bulgaria	Varna	CANNED TUNA	15,096.00	711,278,232
2585	PT. SURYA ALAM TUNGGAL	24-Feb	04.0-01156-2025	Canada	Vancouver	RAW HL EZP BLACK TIGER	13,812.03	3,903,597,355
2586	PT. SEKAR LAUT, TBK.	24-Feb	04.0-01157-2025	Netherlands	Rotterdam	SHRIMP CRACKERS	16,650.00	808,457,400
2587	PT. SEKAR LAUT, TBK.	24-Feb	04.0-01158-2025	Taiwan	Taipei	Fish Crackers	1,140.00	87,466,500
2588	PT. REX CANNING	24-Feb	04.0-01159-2025	Canada	Vancouver	CANNED CRABMEAT IN BRINE	12,240.00	1,770,589,440
2589	PT. INDONESIA LIFA ALGAE KARAGINAN INTERNATIONAL	24-Feb	P8/KI-D1/04.0/II/2025/000507	Thailand	Suvarnabhumi International Apt	Semi Refined Iota Carrageenan Powder	1.00	16,262
2590	PT. INDONESIA LIFA ALGAE KARAGINAN INTERNATIONAL	24-Feb	P8/KI-D1/04.0/II/2025/000508	Thailand	Suvarnabhumi International Apt	Semi Refined Carrageenan Powder	1.00	16,262
2591	PT. INDONESIA LIFA ALGAE KARAGINAN INTERNATIONAL	24-Feb	04.0-01160-2025	Japan	Nagoya, Aichi	Semi Refined Carrageenan Powder	2.00	65,048
2592	PT. SUKSES LAUTAN INDONESIA	24-Feb	04.0-01161-2025	United States	Miami	FROZEN MAHI MAHI PORTION	11,331.84	1,515,950,892
2593	PT. INDONESIA LIFA ALGAE KARAGINAN INTERNATIONAL	24-Feb	P8/KI-D1/04.0/II/2025/000509	Thailand	Suvarnabhumi International Apt	Refined Carrageenan Powder	1.00	16,262
2594	PT. ANEKA TUNA INDONESIA	24-Feb	P8/KI-D1/04.0/II/2025/000510	Kuwait	Shuwaikh	CANNED TUNA	44,129.28	3,147,741,542
2595	PT. SUKSES LAUTAN INDONESIA	24-Feb	04.0-01162-2025	United States	Miami	FROZEN SCARLET SNAPPER FILLET SKIN ON	2,279.08	518,513,491
2596	PT. SUKSES LAUTAN INDONESIA	24-Feb	04.0-01162-2025	United States	Miami	Frozen Snapper Skin On	1,075.98	202,423,041
2597	PT. SUKSES LAUTAN INDONESIA	24-Feb	04.0-01162-2025	United States	Miami	FROZEN GROUPER FILLET SKIN LESS	5,223.27	1,483,502,699
2598	PT. INDONESIA LIFA ALGAE KARAGINAN INTERNATIONAL	24-Feb	04.0-01163-2025	Japan	Nagoya, Aichi	Refined Carrageenan Powder	0.90	24,300
2599	PT. GEMA ISTA RAYA	24-Feb	P8/KI-D1/04.0/II/2025/000511	Cote D Ivoire (Ivory Coast)	Abidjan	Canned Sardines	60,939.00	1,996,300,701
2600	PT. GRAHAMAKMUR CIPTAPRATAMA	24-Feb	04.0-01164-2025	United States	New York	FROZEN RAW VANNAMEI PEELED DEVEINED TAIL ON	15,663.00	2,640,766,137
2601	PT. MEGA MARINE PRIDE	24-Feb	04.0-01165-2025	Japan	Tokyo	FROZEN RED ARGENTINA SHRIMP	5,544.00	1,928,092,320
2602	PT. NIRWANA SEGARA	24-Feb	04.0-01166-2025	United States	Boston	PASTEURIZED CRAB MEAT	17,302.85	7,106,799,581
2603	PT. ANEKA TUNA INDONESIA	24-Feb	P8/KI-D1/04.0/II/2025/000512	American Samoa	Pago Pago	TONGOL CHUNK IN VEGETABLE OIL	13,655.22	1,185,600,821
2604	PT. ANEKA TUNA INDONESIA	24-Feb	P8/KI-D1/04.0/II/2025/000513	Chile	San Antonio	CANNED TUNA	58,060.80	3,393,769,882
2605	PT. SURYA ALAM TUNGGAL	24-Feb	04.0-01167-2025	United States	Houston	COOKED AND PEELED VANNAMEI	13,471.83	2,097,173,248
2606	PT. ANEKA TUNA INDONESIA	24-Feb	P8/KI-D1/04.0/II/2025/000514	Kuwait	Shuwaikh	CANNED TUNA	32,348.16	2,341,845,043
2607	PT Sekar Bumi Tbk	24-Feb	04.0-01168-2025	United States	Miami	VANNAMEI RAW PD TAIL OFF IQF SHRIMP	15,876.00	2,152,737,972

No.	NAMA UPI	TERBIT HC	NO. HC MUTU	NEGARA TUJUAN	PEL. TUJUAN	NAMA PRODUK	VOLUME (KG)	NILAI (RP)
2608	PT. BUMI MENARA INTERNUSA DAMPIT	24-Feb	04.0-01169-2025	United States	Savannah	FROZEN VALUE ADDED SEAFOOD PRODUCT	15,052.82	1,740,015,675
2609	PT. GEMA ISTA RAYA	24-Feb	P8/KI-D1/04.0/II/2025/000515	United Arab Emirates	Jebel Ali	Canned Sardines	80,000.00	2,828,800,000
2610	PT. SURYA ALAM TUNGGAL	24-Feb	04.0-01170-2025	Canada	Toronto	RAW HEADLESS EASY PEELED VANNAMEI	16,329.49	2,388,579,820
2611	PT Sekar Bumi Tbk	24-Feb	04.0-01171-2025	United States	Jacksonville	VANNAMEI COOKED IN SHELL PD TAIL ON IQF SHRIMP	10,177.08	1,998,096,648
2612	PT. GEMA ISTA RAYA	24-Feb	P8/KI-D1/04.0/II/2025/000516	Dominican Republic	Caucedo	Canned Sardines	20,313.00	718,247,367
2613	CV. MARINA SEJAHTERA	24-Feb	04.0-01172-2025	Taiwan	Taipei	FRESH SPANISH MACKERELS	750.00	65,250,000
2614	PT. BEE JAY SEAFOOD	25-Feb	P8/KI-D1/04.0/II/2025/000517	Australia	Fremantle	Slipper Lobster	360.00	94,758,480
2615	CV. JAVA FISH	25-Feb	P8/KI-D1/04.0/II/2025/000518	Hong Kong	Hong Kong	GROUPE	125.00	4,375,000
2616	CV. JAVA FISH	25-Feb	P8/KI-D1/04.0/II/2025/000518	Hong Kong	Hong Kong	RED SNAPPER	50.00	2,250,000
2617	CV. JAVA FISH	25-Feb	P8/KI-D1/04.0/II/2025/000518	Hong Kong	Hong Kong	SILVER POMFRET	600.00	33,000,000
2618	CV. JAVA FISH	25-Feb	P8/KI-D1/04.0/II/2025/000518	Hong Kong	Hong Kong	BARRAMUNDI SKIN ON	300.00	9,000,000
2619	CV. JAVA FISH	25-Feb	P8/KI-D1/04.0/II/2025/000518	Hong Kong	Hong Kong	THREADFIN BLUE	700.00	24,500,000
2620	CV. JAVA FISH	25-Feb	P8/KI-D1/04.0/II/2025/000518	Hong Kong	Hong Kong	SAND WHITING FISH	250.00	6,250,000
2621	CV. JAVA FISH	25-Feb	P8/KI-D1/04.0/II/2025/000518	Hong Kong	Hong Kong	SWANGI	1,775.00	44,375,000
2622	CV. JAVA FISH	25-Feb	P8/KI-D1/04.0/II/2025/000519	Hong Kong	Hong Kong	Hairtail	700.00	31,500,000
2623	CV. JAVA FISH	25-Feb	P8/KI-D1/04.0/II/2025/000519	Hong Kong	Hong Kong	TENGGIRI	250.00	10,000,000
2624	PT. SURYA ALAM TUNGGAL	25-Feb	04.0-01173-2025	United States	Jacksonville	COOKED PEELED VANNAMEI	14,968.70	2,390,396,609
2625	PT. BEE JAY SEAFOOD	25-Feb	P8/KI-D1/04.0/II/2025/000520	Australia	Fremantle	Goldband Snapper	720.00	135,957,600
2626	PT. BEE JAY SEAFOOD	25-Feb	P8/KI-D1/04.0/II/2025/000520	Australia	Fremantle	King Snapper	2,880.00	522,642,240
2627	PT. BEE JAY SEAFOOD	25-Feb	P8/KI-D1/04.0/II/2025/000520	Australia	Fremantle	Pearl Perch	720.00	113,592,240
2628	PT. BEE JAY SEAFOOD	25-Feb	P8/KI-D1/04.0/II/2025/000520	Australia	Fremantle	Reef Fish Bites	720.00	58,267,440
2629	PT. BEE JAY SEAFOOD	25-Feb	P8/KI-D1/04.0/II/2025/000520	Australia	Fremantle	Tropical Snapper	360.00	41,493,600
2630	PT. BEE JAY SEAFOOD	25-Feb	P8/KI-D1/04.0/II/2025/000520	Australia	Fremantle	White Snapper	1,440.00	237,778,560
2631	PT. BEE JAY SEAFOOD	25-Feb	P8/KI-D1/04.0/II/2025/000520	Australia	Fremantle	Red Emperor	150.00	34,945,950
2632	PT. BEE JAY SEAFOOD	25-Feb	P8/KI-D1/04.0/II/2025/000520	Australia	Fremantle	Coral Trout	360.00	56,796,120
2633	PT. BEE JAY SEAFOOD	25-Feb	P8/KI-D1/04.0/II/2025/000520	Australia	Fremantle	Sp Emperor	1,440.00	210,705,120
2634	PT. SOUTHERN MARINE PRODUCTS	25-Feb	P8/KI-D1/04.0/II/2025/000521	Malaysia	Pasir Gudang, Johor	FROZEN FISH PASTE	18,000.00	999,990,000
2635	CV. JAVA FISH	25-Feb	P8/KI-D1/04.0/II/2025/000522	Hong Kong	Hong Kong	FRESH DOGOL SHRIMP	60.00	3,000,000
2636	CV. JAVA FISH	25-Feb	P8/KI-D1/04.0/II/2025/000522	Hong Kong	Hong Kong	FRESH FLOWER SHRIMP	60.00	3,000,000
2637	CV. JAVA FISH	25-Feb	P8/KI-D1/04.0/II/2025/000522	Hong Kong	Hong Kong	FRESH WHITE SHRIMP	820.00	41,000,000
2638	CV. JAVA FISH	25-Feb	P8/KI-D1/04.0/II/2025/000522	Hong Kong	Hong Kong	FRESH TIGER SHRIMP	60.00	3,000,000
2639	PT. INTI LAUTAN FAJAR ABADI	25-Feb	P8/KI-D1/04.0/II/2025/000523	Australia	Brisbane	YELLOWFIN TUNA PORTIONS	500.00	90,177,000
2640	PT. SURYA ALAM TUNGGAL	25-Feb	04.0-01174-2025	Japan	Tokyo	RAW HEADLESS BLACK TIGER	10,800.00	1,835,719,200
2641	PT. INTI LAUTAN FAJAR ABADI	25-Feb	P8/KI-D1/04.0/II/2025/000524	Australia	Brisbane	GOLDBAND SNAPPER	3,925.00	737,958,875
2642	PT. INTI LAUTAN FAJAR ABADI	25-Feb	P8/KI-D1/04.0/II/2025/000525	Australia	Brisbane	RED SPOT EMPEROR	4,650.00	709,157,550
2643	PT. ANEKA TUNA INDONESIA	25-Feb	04.0-01175-2025	United Kingdom (GB)	Felixstowe	CANNED TUNA	18,002.88	1,086,545,820
2644	PT. ANEKA TUNA INDONESIA	25-Feb	P8/KI-D1/04.0/II/2025/000526	Australia	Melbourne	CANNED TUNA	27,705.60	2,724,956,582
2645	PT. ANEKA TUNA INDONESIA	25-Feb	P8/KI-D1/04.0/II/2025/000526	Australia	Melbourne	SAMPLE OF CANNED TUNA	2.79	284,639
2646	PT. SEKAR LAUT, TBK.	25-Feb	04.0-01176-2025	United Kingdom (GB)	Southampton	SHRIMP CRACKERS	6,944.00	330,360,800
2647	PT. SURYA ALAM TUNGGAL	25-Feb	04.0-01177-2025	Japan	Tokyo	RAW HEADLESS WHITE	10,800.00	2,123,971,200
2648	PT. ANEKA TUNA INDONESIA	25-Feb	P8/KI-D1/04.0/II/2025/000527	Australia	Melbourne	CANNED TUNA	13,275.60	1,166,327,838

No.	NAMA UPI	TERBIT HC	NO. HC MUTU	NEGARA TUJUAN	PEL. TUJUAN	NAMA PRODUK	VOLUME (KG)	NILAI (RP)
2649	PT. ANEKA TUNA INDONESIA	25-Feb	P8/KI-D1/04.0/II/2025/000527	Australia	Melbourne	SAMPLE OF CANNED TUNA	1.67	145,876
2650	PT WINAROS KAWULA BAHARI	25-Feb	04.0-01178-2025	United States	Los Angeles	White Raw Vannamei Frozen Shrimp	3,840.00	688,512,000
2651	PT WINAROS KAWULA BAHARI	25-Feb	04.0-01179-2025	Japan	Hakata/Fukuoka	White Raw Vannamei Frozen Shrimp	4,620.00	537,587,820
2652	PT WINAROS KAWULA BAHARI	25-Feb	04.0-01179-2025	Japan	Hakata/Fukuoka	White Vannamei Nobashi Ebi	11,030.00	1,764,777,940
2653	PT. SEKAR KATOKICHI	25-Feb	04.0-01180-2025	United States	Houston	Raw Breaded Aligned Butterfly Tail On Vannamei Shrimp	15,526.80	1,497,653,021
2654	PT. SEKAR LAUT, TBK.	25-Feb	04.0-01181-2025	Netherlands	Rotterdam	SHRIMP CRACKERS	2,835.00	188,394,255
2655	PT WINAROS KAWULA BAHARI	25-Feb	04.0-01182-2025	China	Rizhao	Frozen Stretched Shrimp (Vannamei)	342.00	46,357,074
2656	PT WINAROS KAWULA BAHARI	25-Feb	04.0-01182-2025	China	Rizhao	Frozen Vannamei Raw PTO Shrimp	4,320.00	639,610,560
2657	PT WINAROS KAWULA BAHARI	25-Feb	04.0-01182-2025	China	Rizhao	Frozen Vannamei Shrimp Meat	10,000.00	855,750,000
2658	PT WINAROS KAWULA BAHARI	25-Feb	04.0-01183-2025	United States	New York	White Raw Vannamei PND	15,963.20	2,295,029,264
2659	PT. ANEKA TUNA INDONESIA	25-Feb	P8/KI-D1/04.0/II/2025/000528	Australia	Melbourne	CANNED TUNA	13,405.20	768,989,298
2660	PT. ANEKA TUNA INDONESIA	25-Feb	P8/KI-D1/04.0/II/2025/000529	Australia	Melbourne	POUCHED TUNA	2,784.00	185,035,776
2661	PT. AMARTA CARRAGEENAN INDONESIA	25-Feb	P8/KI-D1/04.0/II/2025/000530	Argentina	Buenos Aires	SRC (CARRAGEENAN KAPPA)	1.00	180,000
2662	CV. PESONA MANDIRI	25-Feb	04.0-01184-2025	China	Fuzhou	FROZEN RIBBON FISH	25,650.00	1,168,703,775
2663	PT. REX CANNING	25-Feb	04.0-01185-2025	United States	Los Angeles	CANNED CRABMEAT IN BRINE	12,241.00	2,309,252,409
2664	PT. GEMA ISTA RAYA	25-Feb	04.0-01186-2025	United States	Jersey City	Canned Sardines	1.89	12,999
2665	CV. MARINA SEJAHTERA	25-Feb	04.0-01187-2025	United States	Honolulu	FROZEN BELT FISH	18.00	846,000
2666	CV. MARINA SEJAHTERA	25-Feb	04.0-01187-2025	United States	Honolulu	FROZEN BIG EYE SCAD	160.00	7,520,000
2667	CV. MARINA SEJAHTERA	25-Feb	04.0-01187-2025	United States	Honolulu	FROZEN ROUND SCAD	200.00	9,400,000
2668	CV. MARINA SEJAHTERA	25-Feb	04.0-01187-2025	United States	Honolulu	Sardines	500.00	23,500,000
2669	CV. PESONA MANDIRI	25-Feb	04.0-01188-2025	China	Tianjinxingang	FROZEN RIBBON FISH	25,650.00	1,176,396,210
2670	CV. MARINA SEJAHTERA	25-Feb	04.0-01189-2025	United States	Honolulu	FROZEN TUNA CUBE	3,850.00	180,950,000
2671	PT. MARINDO MAKMUR USAHAJAYA	25-Feb	04.0-01190-2025	Japan	Hakata/Fukuoka	FROZEN MACKEREL FILLET	19,850.00	411,887,500
2672	PT. BUMI MENARA INTERNUSA DAMPIT	25-Feb	04.0-01191-2025	United States	Savannah	FROZEN VALUE ADDED SEAFOOD PRODUCT	16,147.87	1,971,186,639
2673	PT. AMARTA CARRAGEENAN INDONESIA	25-Feb	P8/KI-D1/04.0/II/2025/000531	Philippines	Manila	PERFORATED COARSE IOTA	14,000.00	997,500,000
2674	PT. AMARTA CARRAGEENAN INDONESIA	25-Feb	P8/KI-D1/04.0/II/2025/000532	Philippines	Manila	PERFORATED COARSE KAPPA	14,000.00	1,522,500,000
2675	PT. AMARTA CARRAGEENAN INDONESIA	25-Feb	04.0-01193-2025	United States	St Louis	SRC (CARRAGEENAN KAPPA)	17,500.00	1,995,000,000
2676	PT. VARIA NIAGA NUSANTARA	25-Feb	04.0-01194-2025	France	Le Havre	FROZEN EMPEROR SLICES	14,088.00	1,067,983,104
2677	PT. VARIA NIAGA NUSANTARA	25-Feb	04.0-01195-2025	France	Le Havre	FROZEN BARRACUDA HEADLESS	6,254.40	300,792,859
2678	CV. MARINA SEJAHTERA	25-Feb	04.0-01196-2025	United States	Honolulu	Grouper	300.00	14,100,000
2679	CV. MARINA SEJAHTERA	25-Feb	04.0-01196-2025	United States	Honolulu	Frozen Rabbit Fish	3,760.00	176,720,000
2680	CV. MARINA SEJAHTERA	25-Feb	04.0-01196-2025	United States	Honolulu	Frozen Parrot Fish	7,600.00	357,200,000
2681	PT. REX CANNING	25-Feb	04.0-01197-2025	France	Le Havre	CANNED CRABMEAT IN BRINE	13,056.00	2,243,425,536

No.	NAMA UPI	TERBIT HC	NO. HC MUTU	NEGARA TUJUAN	PEL. TUJUAN	NAMA PRODUK	VOLUME (KG)	NILAI (RP)
2682	CV. MARINA SEJAHTERA	25-Feb	04.0-01198-2025	United States	Honolulu	FROZEN MILKFISH	2,200.00	103,400,000
2683	PT. BUMI PANGAN SEJAHTERA	25-Feb	04.0-01199-2025	United States	New York	FROZEN SHRIMP VANNAMEI RAW PD TAIL ON IQF	15,876.00	2,073,945,384
2684	CV. MARINA SEJAHTERA	25-Feb	04.0-01200-2025	United States	Honolulu	FROZEN SOFT CUTTLE FISH	120.00	5,640,000
2685	CV. MARINA SEJAHTERA	25-Feb	04.0-01200-2025	United States	Honolulu	FROZEN OCTOPUS	20.00	940,000
2686	PT Sekar Bumi Tbk	25-Feb	04.0-01201-2025	United States	New York	VANNAMEI RAW PD TAIL OFF IQF SHRIMP	15,876.00	2,152,737,972
2687	PT. AGROMINA WICAKSANA	25-Feb	P8/KI-D1/04.0/II/2025/000533	Senegal	Dakar	FROZEN COBIA WHOLE ROUND	13,426.74	509,209,115
2688	PT. AGROMINA WICAKSANA	25-Feb	P8/KI-D1/04.0/II/2025/000533	Senegal	Dakar	FROZEN EMPEROR WHOLE ROUND	12,719.05	486,503,663
2689	PT. BUMI MENARA INTERNUSA DAMPIT	25-Feb	04.0-01202-2025	United States	Los Angeles	FROZEN VALUE ADDED SEAFOOD PRODUCT	14,685.77	1,323,422,849
2690	PT. MAJU BERSAMA KARIB	26-Feb	04.0-01203-2025	United States	Baltimore	CANNED PASTEURIZED CRAB MEAT	6,648.42	3,845,512,612
2691	CV. JAVA FISH	26-Feb	P8/KI-D1/04.0/II/2025/000534	Singapore	Singapore Changi	Hairtail	1,100.00	49,500,000
2692	CV. JAVA FISH	26-Feb	P8/KI-D1/04.0/II/2025/000534	Singapore	Singapore Changi	TENGGIRI	1,500.00	60,000,000
2693	CV. JAVA FISH	26-Feb	P8/KI-D1/04.0/II/2025/000535	Singapore	Singapore Changi	SLIPPER LOBSTER	100.00	6,000,000
2694	CV. JAVA FISH	26-Feb	P8/KI-D1/04.0/II/2025/000535	Singapore	Singapore Changi	FRESH WHITE SHRIMP	3,300.00	165,000,000
2695	PT. SEKAR KATOKICHI	26-Feb	04.0-01204-2025	United States	Houston	Raw Breaded Aligned Butterfly Tail On Vannamei Shrimp	15,526.80	1,497,653,021
2696	PT. SURYA ALAM TUNGGAL	26-Feb	04.0-01205-2025	Japan	Narita Apt/Tokyo	RAW PEELED BLACK TIGER	2.25	183,924
2697	PT. SURYA ALAM TUNGGAL	26-Feb	04.0-01205-2025	Japan	Narita Apt/Tokyo	RAW PEELED WHITE VANNAMEI	1.50	73,569
2698	CV. JAVA FISH	26-Feb	P8/KI-D1/04.0/II/2025/000536	Singapore	Singapore Changi	FROZEN SPANISH MACKEREL	175.00	5,250,000
2699	CV. JAVA FISH	26-Feb	P8/KI-D1/04.0/II/2025/000536	Singapore	Singapore Changi	GROUPEL	1,750.00	61,250,000
2700	CV. JAVA FISH	26-Feb	P8/KI-D1/04.0/II/2025/000536	Singapore	Singapore Changi	RED SNAPPER	70.00	3,150,000
2701	CV. JAVA FISH	26-Feb	P8/KI-D1/04.0/II/2025/000536	Singapore	Singapore Changi	SILVER POMFRET	2,800.00	154,000,000
2702	CV. JAVA FISH	26-Feb	P8/KI-D1/04.0/II/2025/000536	Singapore	Singapore Changi	FLATFISH	70.00	1,750,000
2703	CV. JAVA FISH	26-Feb	P8/KI-D1/04.0/II/2025/000536	Singapore	Singapore Changi	Goldband Snapper	700.00	28,000,000
2704	CV. JAVA FISH	26-Feb	P8/KI-D1/04.0/II/2025/000536	Singapore	Singapore Changi	BARRAMUNDI SKIN ON	105.00	3,150,000
2705	CV. JAVA FISH	26-Feb	P8/KI-D1/04.0/II/2025/000536	Singapore	Singapore Changi	THREADFIN BLUE	2,555.00	89,425,000
2706	CV. JAVA FISH	26-Feb	P8/KI-D1/04.0/II/2025/000536	Singapore	Singapore Changi	SAND WHITING FISH	1,050.00	26,250,000
2707	CV. JAVA FISH	26-Feb	P8/KI-D1/04.0/II/2025/000536	Singapore	Singapore Changi	FRESH LEATHER JACKET FISH	70.00	2,450,000
2708	PT. BUMI MENARA INTERNUSA DAMPIT	26-Feb	04.0-01206-2025	United States	Savannah	FROZEN VALUE ADDED SEAFOOD PRODUCT	15,314.33	1,889,298,263
2709	PT. BUMI MENARA INTERNUSA DAMPIT	26-Feb	04.0-01207-2025	United States	Savannah	FROZEN VALUE ADDED SEAFOOD PRODUCT	14,982.00	1,478,393,796
2710	PT. ANEKA TUNA INDONESIA	26-Feb	04.0-01208-2025	Japan	Sendai, Kagoshima	CANNED TUNA	8,601.60	768,768,000
2711	CV. TIRTA SURYA SRI REJEKI	26-Feb	04.0-01209-2025	China	Dalian	SALT JELLYFISH	15,450.00	278,100,000
2712	PT. BUMI MENARA INTERNUSA DAMPIT	26-Feb	04.0-01210-2025	United States	Seattle	FROZEN VALUE ADDED SEAFOOD PRODUCT	15,820.99	1,921,870,581
2713	CV. TIRTA SURYA SRI REJEKI	26-Feb	04.0-01211-2025	China	Dalian	SALT JELLYFISH	15,450.00	278,100,000
2714	PT. ANEKA TUNA INDONESIA	26-Feb	04.0-01212-2025	Japan	Tomakomai	CANNED TUNA	8,601.60	768,768,000
2715	PT WINAROS KAWULA BAHARI	26-Feb	04.0-01213-2025	United States	Los Angeles	White Raw Vannamei Frozen Shrimp	3,840.00	688,512,000

No.	NAMA UPI	TERBIT HC	NO. HC MUTU	NEGARA TUJUAN	PEL. TUJUAN	NAMA PRODUK	VOLUME (KG)	NILAI (RP)
2716	PT. BUMI MENARA INTERNUSA DAMPIT	26-Feb	04.0-01214-2025	Netherlands	Rotterdam	FROZEN VALUE ADDED SEAFOOD PRODUCT	12,500.00	1,542,687,500
2717	PT. ANEKA TUNA INDONESIA	26-Feb	04.0-01215-2025	Japan	Shimizu	CANNED TUNA	14,731.20	1,121,029,589
2718	PT. ANEKA TUNA INDONESIA	26-Feb	04.0-01215-2025	Japan	Shimizu	SAMPLE OF CANNED TUNA	6.82	518,995
2719	PT. CENTRAM	26-Feb	P8/KI-D1/04.0/II/2025/000537	Malaysia	Westport/Port Klang	CARRAGEENAN	9,600.00	3,280,780,800
2720	PT.KARYA KENCANA SUMBER SARI	26-Feb	04.0-01216-2025	United States	Long Beach	KERUPUK UDANG	19,000.00	1,548,500,000
2721	PT. ANEKA TUNA INDONESIA	26-Feb	P8/KI-D1/04.0/II/2025/000538	Kuwait	Shuwaikh	CANNED TUNA	35,343.36	2,485,062,328
2722	PT. BUMI MENARA INTERNUSA DAMPIT	26-Feb	04.0-01217-2025	Netherlands	Rotterdam	FROZEN VALUE ADDED SEAFOOD PRODUCT	3,375.00	447,120,000
2723	PT WINAROS KAWULA BAHARI	26-Feb	04.0-01218-2025	United States	Los Angeles	White Vannamei Nobashi Ebi	14,118.00	2,283,050,016
2724	CV. TIRTA SURYA SRI REJEKI	26-Feb	04.0-01219-2025	China	Dalian	SALT JELLYFISH	15,450.00	278,100,000
2725	PT WINAROS KAWULA BAHARI	26-Feb	04.0-01220-2025	United States	Los Angeles	White Vannamei Nobashi Ebi	7,330.80	1,234,110,857
2726	PT WINAROS KAWULA BAHARI	26-Feb	04.0-01221-2025	United States	New York	White Raw Vannamei Frozen Shrimp Breaded Butterfly	5,660.90	508,648,848
2727	PT WINAROS KAWULA BAHARI	26-Feb	04.0-01221-2025	United States	New York	White Raw Vannamei Frozen Shrimp Breaded Butterfly Coconut	6,711.42	670,584,952
2728	PT WINAROS KAWULA BAHARI	26-Feb	04.0-01221-2025	United States	New York	White Raw Vannamei Frozen Shrimp Breaded Popcorn	2,258.91	168,871,594
2729	PT. REX CANNING	26-Feb	04.0-01222-2025	Canada	Vancouver	CANNED BABY CLAM IN BRINE	14,263.00	879,542,158
2730	CV. PESONA MANDIRI	26-Feb	04.0-01223-2025	China	Mawei	FROZEN RIBBON FISH	11,360.40	291,065,944
2731	CV. PESONA MANDIRI	26-Feb	04.0-01223-2025	China	Mawei	FROZEN CROAKER FISH	2,806.60	239,448,728
2732	CV. PESONA MANDIRI	26-Feb	04.0-01223-2025	China	Mawei	FROZEN THREADFIN FISH	7,577.10	270,047,844
2733	CV. PESONA MANDIRI	26-Feb	04.0-01223-2025	China	Mawei	FROZEN CONGER EEL	5,978.00	225,968,400
2734	PT. ANEKA TUNA INDONESIA	26-Feb	04.0-01224-2025	Japan	Nagoya, Aichi	CANNED TUNA	18,708.48	1,655,307,602
2735	PT. ANEKA TUNA INDONESIA	26-Feb	04.0-01224-2025	Japan	Nagoya, Aichi	CANNED TUNA	14,542.08	1,392,695,002
2736	PT WINAROS KAWULA BAHARI	26-Feb	04.0-01225-2025	United States	Los Angeles	White Vannamei Sushi Ebi	3,264.00	885,291,456
2737	PT WINAROS KAWULA BAHARI	26-Feb	04.0-01225-2025	United States	Los Angeles	White Vannamei Sushi Ebi Broken	1,320.00	242,098,560
2738	PT. BUMI MENARA INTERNUSA DAMPIT	26-Feb	04.0-01226-2025	United States	Savannah	FROZEN VALUE ADDED SEAFOOD PRODUCT	16,344.00	2,086,262,568
2739	PT BAHARI SEJAHTERA PERTIWI	26-Feb	04.0-01227-2025	China	Nansha New Pt	FROZEN LEATHERJACKET	10,098.00	894,591,918
2740	PT BAHARI SEJAHTERA PERTIWI	26-Feb	04.0-01227-2025	China	Nansha New Pt	FROZEN BIGEYE FISH	3,753.00	119,942,127
2741	PT BAHARI SEJAHTERA PERTIWI	26-Feb	04.0-01227-2025	China	Nansha New Pt	FROZEN WHITESPOTTED CONGER FISH	8,970.80	291,517,808
2742	PT BAHARI SEJAHTERA PERTIWI	26-Feb	04.0-01228-2025	China	Nansha New Pt	Frozen Mackerel Fish	9,930.50	710,825,190
2743	PT. SEKAR KATOKICHI	26-Feb	04.0-01229-2025	Japan	Kobe	Frozen Breaded Shrimp	7,863.91	977,271,687
2744	PT. PHILLIPS SEAFOODS INDONESIA	26-Feb	04.0-01230-2025	United States	Baltimore	FROZEN FISH BARRAMUNDI	13,620.00	2,596,326,120
2745	PT BAHARI SEJAHTERA PERTIWI	26-Feb	04.0-01231-2025	China	Nansha New Pt	FROZEN ORANGE GOATFISH	4,887.00	122,346,045
2746	PT BAHARI SEJAHTERA PERTIWI	26-Feb	04.0-01231-2025	China	Nansha New Pt	FROZEN BIGEYE FISH	8,685.00	279,344,340
2747	PT BAHARI SEJAHTERA PERTIWI	26-Feb	04.0-01232-2025	China	Nansha New Pt	FROZEN OCTOPUS	240.00	20,030,832
2748	PT. REX CANNING	26-Feb	04.0-01233-2025	Belgium	Antwerpen	CANNED CRABMEAT IN BRINE	17,531.00	1,180,905,691
2749	CV. PESONA MANDIRI	26-Feb	04.0-01234-2025	China	Mawei	FROZEN RIBBON FISH	9,565.20	207,904,405

No.	NAMA UPI	TERBIT HC	NO. HC MUTU	NEGARA TUJUAN	PEL. TUJUAN	NAMA PRODUK	VOLUME (KG)	NILAI (RP)
2750	CV. PESONA MANDIRI	26-Feb	04.0-01234-2025	China	Mawei	FROZEN CROAKER FISH	2,505.50	121,767,300
2751	CV. PESONA MANDIRI	26-Feb	04.0-01234-2025	China	Mawei	FROZEN BLACKFIN SCAD	9,523.40	231,418,620
2752	CV. PESONA MANDIRI	26-Feb	04.0-01234-2025	China	Mawei	FROZEN SWEETLIP	2,341.40	60,689,088
2753	PT. BUMI MENARA INTERNUSA DAMPIT	26-Feb	04.0-01235-2025	Netherlands	Rotterdam	FROZEN RAW SHRIMP	1,000.00	119,200,000
2754	PT. GRAHAMAKMUR CIPTAPRATAMA	26-Feb	04.0-01236-2025	United States	Miami	FROZEN RAW VANNAMEI PEELED DEVEINED TAIL ON	15,663.00	2,668,865,559
2755	PT BAHARI SEJAHTERA PERTIWI	26-Feb	04.0-01237-2025	China	Nansha New Pt	FROZEN BIGEYE FISH	2,709.00	80,427,772
2756	PT BAHARI SEJAHTERA PERTIWI	26-Feb	04.0-01237-2025	China	Nansha New Pt	FROZEN FOURFINGER THREADFIN FISH	20,303.00	902,955,622
2757	PT. EDMAR MANDIRI JAYA	26-Feb	04.0-01238-2025	Japan	Hakata	FROZEN FLYING FISH	25,500.00	426,870,000
2758	PT. GRAHAMAKMUR CIPTAPRATAMA	26-Feb	04.0-01239-2025	United States	New York	FROZEN RAW VANNAMEI PEELED DEVEINED TAIL ON	15,663.00	2,444,117,172
2759	PT. INTI LAUTAN FAJAR ABADI	26-Feb	04.0-01240-2025	United States	Miami	SWORDFISH	2.20	16,777
2760	PT. INTI LAUTAN FAJAR ABADI	26-Feb	04.0-01240-2025	United States	Miami	YELLOWFIN TUNA STEAK	2.20	16,777
2761	PT. INTI LAUTAN FAJAR ABADI	26-Feb	04.0-01240-2025	United States	Miami	MAHI-MAHI	4.10	31,267
2762	PT Sekar Bumi Tbk	26-Feb	04.0-01241-2025	United States	Chicago	FROZEN VANNAMEI COOKED PD TAIL ON IQF SHRIMP	14,968.80	2,276,065,915
2763	PT Sekar Bumi Tbk	26-Feb	04.0-01242-2025	United States	Worcester	VANNAMEI RAW PD TAIL ON IQF SHRIMP	14,968.80	1,889,751,125
2764	PT Sekar Bumi Tbk	26-Feb	04.0-01243-2025	United States	Los Angeles	FROZEN VANNAMEI COOKED PD TAIL ON IQF SHRIMP	15,422.40	2,267,817,653
2765	PT Sekar Bumi Tbk	26-Feb	04.0-01244-2025	United States	Chicago	VANNAMEI RAW PD TAIL OFF IQF SHRIMP	14,968.80	1,850,188,586
2766	PT Sekar Bumi Tbk	26-Feb	04.0-01245-2025	United States	New York	VANNAMEI RAW PD TAIL OFF IQF SHRIMP	15,876.00	2,071,278,216
2767	PT Sekar Bumi Tbk	26-Feb	04.0-01246-2025	United States	New York	FROZEN VANNAMEI COOKED PD TAIL ON IQF SHRIMP	15,839.71	2,461,934,446
2768	PT. SURYA ALAM TUNGGAL	26-Feb	04.0-01247-2025	Japan	Tokyo	RAW HEADLESS BLACK TIGER	14,472.00	2,514,148,200
2769	PT. SURYA ALAM TUNGGAL	26-Feb	04.0-01248-2025	Japan	Tokyo	RAW HEADLESS WHITE	648.00	138,921,480
2770	PT. INTI LUHUR FUJA ABADI	27-Feb	04.0-01249-2025	China	Fuzhou	FROZEN RIBBONFISH	356.70	8,671,377
2771	PT. INTI LUHUR FUJA ABADI	27-Feb	04.0-01250-2025	China	Fuzhou	FROZEN RIBBONFISH	2,148.10	52,220,311
2772	PT. INTI LUHUR FUJA ABADI	27-Feb	04.0-01251-2025	China	Fuzhou	FROZEN PAMPANO FISH	4,912.10	72,728,553
2773	PT. INTI LUHUR FUJA ABADI	27-Feb	04.0-01251-2025	China	Fuzhou	FROZEN CROAKER FISH	4,899.70	153,455,174
2774	PT. INTI LUHUR FUJA ABADI	27-Feb	04.0-01251-2025	China	Fuzhou	FROZEN THREADFIN FISH	16,948.00	458,304,426
2775	PT. INTI LUHUR FUJA ABADI	27-Feb	04.0-01252-2025	China	Fuzhou	FROZEN THREADFIN FISH	28,149.70	788,025,517
2776	PT. INTI LUHUR FUJA ABADI	27-Feb	04.0-01253-2025	China	Fuzhou	FROZEN PAMPANO FISH	18,632.40	275,871,314
2777	PT. INTI LUHUR FUJA ABADI	27-Feb	04.0-01253-2025	China	Fuzhou	FROZEN CROAKER FISH	7,352.50	355,169,865
2778	PT. INTI LAUTAN FAJAR ABADI	27-Feb	04.0-01254-2025	United States	New York	SNAPPER	2,546.94	513,287,365
2779	PT. INTI LAUTAN FAJAR ABADI	27-Feb	04.0-01255-2025	United States	New York	GROUPEL	1,766.06	529,408,274
2780	PT. INTI LUHUR FUJA ABADI	27-Feb	04.0-01256-2025	China	Fuzhou	FROZEN PAMPANO FISH	2,455.80	36,360,575
2781	PT. INTI LUHUR FUJA ABADI	27-Feb	04.0-01256-2025	China	Fuzhou	FROZEN EMPEROR FISH	1,103.70	37,878,984
2782	PT. INTI LUHUR FUJA ABADI	27-Feb	04.0-01256-2025	China	Fuzhou	FROZEN CONGER EEL	9,054.90	392,716,446
2783	PT. INTI LUHUR FUJA ABADI	27-Feb	04.0-01256-2025	China	Fuzhou	FROZEN RED SNAPPER WHOLE ROUND	621.60	58,051,224

No.	NAMA UPI	TERBIT HC	NO. HC MUTU	NEGARA TUJUAN	PEL. TUJUAN	NAMA PRODUK	VOLUME (KG)	NILAI (RP)
2784	PT. INTI LUHUR FUJA ABADI	27-Feb	04.0-01256-2025	China	Fuzhou	FROZEN THREADFIN FISH	13,491.70	380,248,724
2785	PT. INTI LAUTAN FAJAR ABADI	27-Feb	04.0-01257-2025	United States	New York	SWORDFISH	4,086.00	720,153,414
2786	CV. TIRTA SURYA SRI REJEKI	27-Feb	04.0-01258-2025	China	Dalian	SALT JELLYFISH	15,450.00	278,100,000
2787	PT. INTI LAUTAN FAJAR ABADI	27-Feb	04.0-01259-2025	United States	New York	SNAPPER	876.22	210,065,859
2788	PT. INTI LAUTAN FAJAR ABADI	27-Feb	04.0-01259-2025	United States	New York	SNAPPER	9,384.18	2,249,772,697
2789	CV. TIRTA SURYA SRI REJEKI	27-Feb	04.0-01260-2025	China	Dalian	SALT JELLYFISH	15,450.00	278,100,000
2790	CV. TIRTA SURYA SRI REJEKI	27-Feb	04.0-01261-2025	China	Dalian	SALT JELLYFISH	15,450.00	278,100,000
2791	CV. JAVA FISH	27-Feb	P8/KI-D1/04.0/II/2025/000539	Hong Kong	Hong Kong	GROUPEL	125.00	4,375,000
2792	CV. JAVA FISH	27-Feb	P8/KI-D1/04.0/II/2025/000539	Hong Kong	Hong Kong	RED SNAPPER	50.00	2,250,000
2793	CV. JAVA FISH	27-Feb	P8/KI-D1/04.0/II/2025/000539	Hong Kong	Hong Kong	SILVER POMFRET	600.00	33,000,000
2794	CV. JAVA FISH	27-Feb	P8/KI-D1/04.0/II/2025/000539	Hong Kong	Hong Kong	BARRAMUNDI SKIN ON	300.00	9,000,000
2795	CV. JAVA FISH	27-Feb	P8/KI-D1/04.0/II/2025/000539	Hong Kong	Hong Kong	THREADFIN BLUE	700.00	24,500,000
2796	CV. JAVA FISH	27-Feb	P8/KI-D1/04.0/II/2025/000539	Hong Kong	Hong Kong	SAND WHITING FISH	250.00	6,250,000
2797	CV. JAVA FISH	27-Feb	P8/KI-D1/04.0/II/2025/000539	Hong Kong	Hong Kong	SWANGI	1,700.00	42,500,000
2798	PT WINAROS KAWULA BAHARI	27-Feb	04.0-01262-2025	Japan	Tokyo	White Raw Vannamei Frozen Shrimp	3,030.40	451,259,894
2799	PT WINAROS KAWULA BAHARI	27-Feb	04.0-01262-2025	Japan	Tokyo	White Vannamei Nobashi Ebi	7,967.90	1,317,085,902
2800	CV. JAVA FISH	27-Feb	P8/KI-D1/04.0/II/2025/000540	Hong Kong	Hong Kong	FRESH DOGOL SHRIMP	60.00	3,000,000
2801	CV. JAVA FISH	27-Feb	P8/KI-D1/04.0/II/2025/000540	Hong Kong	Hong Kong	FRESH FLOWER SHRIMP	60.00	3,000,000
2802	CV. JAVA FISH	27-Feb	P8/KI-D1/04.0/II/2025/000540	Hong Kong	Hong Kong	FRESH WHITE SHRIMP	660.00	33,000,000
2803	CV. JAVA FISH	27-Feb	P8/KI-D1/04.0/II/2025/000540	Hong Kong	Hong Kong	FRESH TIGER SHRIMP	60.00	3,000,000
2804	PT. LOUISIANA FAR EAST	27-Feb	04.0-01263-2025	Japan	Tokyo	VANNAMEI PND BROKEN IQF NON SOAKING	17,060.00	1,812,897,960
2805	PT WINAROS KAWULA BAHARI	27-Feb	04.0-01264-2025	Japan	Tokyo	White Vannamei Ebi Fry	2,424.00	365,837,352
2806	PT. SEKAR LAUT, TBK.	27-Feb	04.0-01265-2025	Netherlands	Rotterdam	SAMBAL TERASI	2,045.16	143,404,574
2807	PT WINAROS KAWULA BAHARI	27-Feb	04.0-01266-2025	United States	Los Angeles	White Vannamei Nobashi Ebi	6,510.00	1,089,578,700
2808	PT. AMARTA CARRAGEENAN INDONESIA	27-Feb	P8/KI-D1/04.0/II/2025/000541	Argentina	Buenos Aires	SRC (CARRAGEENAN KAPPA)	1.00	180,000
2809	PT. AMARTA CARRAGEENAN INDONESIA	27-Feb	P8/KI-D1/04.0/II/2025/000542	India	Kochi	SRC (CARRAGEENAN KAPPA)	0.10	180,000
2810	PT WINAROS KAWULA BAHARI	27-Feb	04.0-01267-2025	United States	New York	White Vannamei Tempura	1,306.50	204,030,879
2811	CV. TIRTA SURYA SRI REJEKI	27-Feb	04.0-01268-2025	China	Dalian	SALT JELLYFISH	15,450.00	278,100,000
2812	PT WINAROS KAWULA BAHARI	27-Feb	04.0-01269-2025	United States	Los Angeles	White Vannamei Sushi Ebi	4,440.00	1,198,480,320
2813	PT WINAROS KAWULA BAHARI	27-Feb	04.0-01269-2025	United States	Los Angeles	White Vannamei Sushi Ebi Broken	660.00	121,146,300
2814	PT. ANEKA TUNA INDONESIA	27-Feb	P8/KI-D1/04.0/II/2025/000543	Saudi Arabia	Ad Dammam	CANNED TUNA	77,683.20	3,704,168,026
2815	PT WINAROS KAWULA BAHARI	27-Feb	04.0-01270-2025	United States	New York	White Raw Vannamei Frozen Shrimp Breaded Tail On	1,300.00	144,885,000
2816	PT. PHILLIPS SEAFOODS INDONESIA	27-Feb	04.0-01271-2025	United States	Baltimore	PASTEURIZED BLUE SWIMMING CRABMEAT	6,711.94	3,812,757,789
2817	PT. SEKAR KATOKICHI	27-Feb	04.0-01272-2025	United States	Houston	Raw Breaded Aligned Butterfly Tail On Vannamei Shrimp	15,526.80	1,497,653,021
2818	PT. SEKAR LAUT, TBK.	27-Feb	04.0-01273-2025	Netherlands	Rotterdam	SHRIMP CRACKERS	16,187.50	741,290,375
2819	PT WINAROS KAWULA BAHARI	27-Feb	04.0-01274-2025	United States	New York	White Vannamei Nobashi Ebi	3,915.00	653,452,650
2820	PT WINAROS KAWULA BAHARI	27-Feb	04.0-01275-2025	United States	New York	White Vannamei Sushi Ebi	4,725.00	1,282,681,575

No.	NAMA UPI	TERBIT HC	NO. HC MUTU	NEGARA TUJUAN	PEL. TUJUAN	NAMA PRODUK	VOLUME (KG)	NILAI (RP)
2821	PT. ANEKA TUNA INDONESIA	27-Feb	P8/KI-D1/04.0/II/2025/000544	Saudi Arabia	Ad Dammam	CANNED TUNA	48,643.20	3,376,616,371
2822	PT. ANEKA SUMBER ALAM JAYA	27-Feb	04.0-01276-2025	Taiwan	Kaohsiung	FROZEN SNAIL MEAT/COOKED	7,130.00	427,800,000
2823	PT. ANEKA SUMBER ALAM JAYA	27-Feb	04.0-01276-2025	Taiwan	Kaohsiung	FROZEN APPLE SNAIL MEAT/COOKED (BLACK COLOR)	11,500.00	362,250,000
2824	PT. ANEKA SUMBER ALAM JAYA	27-Feb	04.0-01276-2025	Taiwan	Kaohsiung	FROZEN APPLE SNAIL MEAT/COOKED (YELLOW COLOR)	2,277.00	99,049,500
2825	PT. GEMA ISTA RAYA	27-Feb	P8/KI-D1/04.0/II/2025/000545	Timor-Leste	Dili	Canned Tuna	888.00	41,599,248
2826	PT. ANEKA TUNA INDONESIA	27-Feb	P8/KI-D1/04.0/II/2025/000546	Saudi Arabia	Ad Dammam	CANNED TUNA	26,611.20	1,606,172,198
2827	PT. ANEKA TUNA INDONESIA	27-Feb	04.0-01277-2025	Japan	Nagoya, Aichi	SAMPLE OF CANNED TUNA	3.36	144,000
2828	PT. ANEKA TUNA INDONESIA	27-Feb	04.0-01277-2025	Japan	Nagoya, Aichi	SAMPLE OF CANNED TUNA	3.36	144,000
2829	PT. REX CANNING	27-Feb	04.0-01278-2025	Netherlands	Rotterdam	CANNED CRABMEAT IN BRINE	17,484.00	1,097,558,100
2830	CV. JAVA FISH	27-Feb	P8/KI-D1/04.0/II/2025/000547	Hong Kong	Hong Kong	Hairtail	760.00	34,200,000
2831	CV. JAVA FISH	27-Feb	P8/KI-D1/04.0/II/2025/000547	Hong Kong	Hong Kong	TENGGIRI	250.00	10,000,000
2832	PT. AMARTA CARRAGEENAN INDONESIA	27-Feb	04.0-01279-2025	Japan	Yokohama	AME H001 (R2)	1,000.00	124,800,000
2833	CV. MARINA SEJAHTERA	27-Feb	04.0-01280-2025	China	Xiamen	FRESH BELT FISH	4,500.00	211,500,000
2834	PT Sekar Bumi Tbk	27-Feb	04.0-01281-2025	Korea (South)	Incheon	FROZEN SHRIMP BALL	4,500.00	272,025,000
2835	CV. MARINA SEJAHTERA	27-Feb	04.0-01282-2025	Taiwan	Taipei	FRESH SPANISH MACKERELS	1,200.00	104,400,000
2836	PT Sekar Bumi Tbk	27-Feb	04.0-01283-2025	Korea (South)	Incheon	FROZEN FISH BALL	6,300.00	322,245,000
2837	PT. ANEKA TUNA INDONESIA	27-Feb	P8/KI-D1/04.0/II/2025/000548	Saudi Arabia	Ad Dammam	CANNED TUNA	77,683.20	3,951,122,918
2838	PT Sekar Bumi Tbk	27-Feb	04.0-01284-2025	Korea (South)	Busan (ex Pusan)	FROZEN BOILED ABALONE MEAT	8,090.00	2,237,621,190
2839	PT. GRAHAMAKMUR CIPTAPRATAMA	27-Feb	04.0-01285-2025	United States	New York	FROZEN RAW VANNAMEI PEELED DEVEINED TAIL OFF	15,663.00	1,892,481,975
2840	PT. INTI LAUTAN FAJAR ABADI	27-Feb	04.0-01286-2025	United States	New York	EMPEROR	454.00	68,012,832
2841	PT. INTI LAUTAN FAJAR ABADI	27-Feb	04.0-01287-2025	United States	New York	SNAPPER	6,810.00	1,205,104,410
2842	PT. INTI LAUTAN FAJAR ABADI	27-Feb	04.0-01287-2025	United States	New York	SNAPPER	2,724.00	482,041,764
2843	PT. INTI LAUTAN FAJAR ABADI	27-Feb	04.0-01288-2025	United States	Miami	GOLDBAND SNAPPER	7.07	1,781,421
2844	PT. INTI LAUTAN FAJAR ABADI	27-Feb	04.0-01288-2025	United States	Miami	RED SNAPPER	7.07	1,781,421
2845	CV. MARINA SEJAHTERA	27-Feb	04.0-01289-2025	Taiwan	Taipei	FRESH BLACK POMFRET FISH	200.00	17,400,000
2846	CV. MARINA SEJAHTERA	27-Feb	04.0-01289-2025	Taiwan	Taipei	FRESH WHITE POMFRET FISH	20.00	1,740,000
2847	CV. MARINA SEJAHTERA	27-Feb	04.0-01289-2025	Taiwan	Taipei	FRESH BIG EYES FISH	300.00	19,500,000
2848	PT. INTI LAUTAN FAJAR ABADI	27-Feb	04.0-01290-2025	United States	New York	COBIA	6,392.32	1,059,718,810
2849	PT Sekar Bumi Tbk	27-Feb	04.0-01291-2025	United States	Detroit	FROZEN VANNAMEI COOKED PD TAIL ON IQF SHRIMP	14,061.60	2,732,112,634
2850	PT Sekar Bumi Tbk	27-Feb	04.0-01292-2025	United States	Detroit	VANNAMEI RAW PD TAIL ON IQF SHRIMP	907.20	137,065,219
2851	PT. GEMA ISTA RAYA	27-Feb	P8/KI-D1/04.0/II/2025/000549	Timor-Leste	Dili	Canned Sardines	16,235.00	392,919,470
2852	PT. ANEKA TUNA INDONESIA	27-Feb	P8/KI-D1/04.0/II/2025/000550	Saudi Arabia	Ad Dammam	POUCHED TUNA	22,400.00	1,114,624,000
2853	PT. SEKAR LAUT, TBK.	27-Feb	04.0-01293-2025	Netherlands	Rotterdam	SHRIMP CRACKERS	15,725.00	766,247,800
2854	PT. INTI LUHUR FUJA ABADI	28-Feb	04.0-01294-2025	United States	New York	Frozen Krimson Non Treated Cobia Fillet	908.00	149,959,832
2855	PT. SEKAR KATOKICHI	28-Feb	04.0-01295-2025	Japan	Kobe	Frozen Breaded Shrimp	12,014.33	1,473,353,331
2856	PT. INTI LUHUR FUJA ABADI	28-Feb	04.0-01296-2025	United States	New York	Frozen Krimson TS Cobia Fillet	1,816.00	306,439,104

No.	NAMA UPI	TERBIT HC	NO. HC MUTU	NEGARA TUJUAN	PEL. TUJUAN	NAMA PRODUK	VOLUME (KG)	NILAI (RP)
2857	CV. JAVA FISH	28-Feb	P8/KI-D1/04.0/II/2025/000551	Singapore	Singapore Changi	Hairtail	950.00	42,750,000
2858	CV. JAVA FISH	28-Feb	P8/KI-D1/04.0/II/2025/000551	Singapore	Singapore Changi	TENGGIRI	1,500.00	60,000,000
2859	PT. INTI LUHUR FUJA ABADI	28-Feb	04.0-01297-2025	United States	New York	Frozen Krimson TS Grouper Portion	2,360.80	744,419,260
2860	PT. INTI LUHUR FUJA ABADI	28-Feb	04.0-01298-2025	United States	New York	Frozen Krimson TS Grouper Fillet	1,816.00	573,759,752
2861	PT. INTI LUHUR FUJA ABADI	28-Feb	04.0-01299-2025	United States	New York	Frozen Krimson TS Gold band Snapper Fillet	2,724.00	542,789,688
2862	PT. INTI LUHUR FUJA ABADI	28-Feb	04.0-01300-2025	United States	New York	Frozen Krimson Goldband Snapper WGGG	1,816.00	231,458,280
2863	PT. GEMA ISTA RAYA	28-Feb	P8/KI-D1/04.0/II/2025/000553	Sierra Leone	Freetown	Canned Sardines	20,313.00	707,684,607
2864	PT. INTI LUHUR FUJA ABADI	28-Feb	04.0-01301-2025	United States	New York	Frozen Krimson Scarlet Snapper WGGG	908.00	128,769,836
2865	CV. JAVA FISH	28-Feb	P8/KI-D1/04.0/II/2025/000554	Singapore	Singapore Changi	FROZEN SPANISH MACKEREL	175.00	5,250,000
2866	CV. JAVA FISH	28-Feb	P8/KI-D1/04.0/II/2025/000554	Singapore	Singapore Changi	GROUPE	1,750.00	61,250,000
2867	CV. JAVA FISH	28-Feb	P8/KI-D1/04.0/II/2025/000554	Singapore	Singapore Changi	RED SNAPPER	70.00	3,150,000
2868	CV. JAVA FISH	28-Feb	P8/KI-D1/04.0/II/2025/000554	Singapore	Singapore Changi	SILVER POMFRET	2,800.00	154,000,000
2869	CV. JAVA FISH	28-Feb	P8/KI-D1/04.0/II/2025/000554	Singapore	Singapore Changi	FLATFISH	70.00	1,750,000
2870	CV. JAVA FISH	28-Feb	P8/KI-D1/04.0/II/2025/000554	Singapore	Singapore Changi	Goldband Snapper	700.00	28,000,000
2871	CV. JAVA FISH	28-Feb	P8/KI-D1/04.0/II/2025/000554	Singapore	Singapore Changi	BARRAMUNDI SKIN ON	105.00	3,150,000
2872	CV. JAVA FISH	28-Feb	P8/KI-D1/04.0/II/2025/000554	Singapore	Singapore Changi	THREADFIN BLUE	2,590.00	90,650,000
2873	CV. JAVA FISH	28-Feb	P8/KI-D1/04.0/II/2025/000554	Singapore	Singapore Changi	SAND WHITING FISH	1,050.00	26,250,000
2874	CV. JAVA FISH	28-Feb	P8/KI-D1/04.0/II/2025/000554	Singapore	Singapore Changi	FRESH LEATHER JACKET FISH	70.00	2,450,000
2875	CV. JAVA FISH	28-Feb	P8/KI-D1/04.0/II/2025/000555	Singapore	Singapore Changi	SLIPPER LOBSTER	100.00	6,000,000
2876	CV. JAVA FISH	28-Feb	P8/KI-D1/04.0/II/2025/000555	Singapore	Singapore Changi	FRESH WHITE SHRIMP	3,380.00	169,000,000
2877	PT. INTI LUHUR FUJA ABADI	28-Feb	04.0-01302-2025	United States	New York	Frozen Krimson TS Scarlet Snapper Portion	454.00	110,839,560
2878	CV. JAVA FISH	28-Feb	P8/KI-D1/04.0/II/2025/000556	Singapore	Singapore Changi	SLIPPER LOBSTER	100.00	6,000,000
2879	CV. JAVA FISH	28-Feb	P8/KI-D1/04.0/II/2025/000556	Singapore	Singapore Changi	FRESH WHITE SHRIMP	3,220.00	161,000,000
2880	PT. SOUTHERN MARINE PRODUCTS	28-Feb	P8/KI-D1/04.0/II/2025/000557	Singapore	Singapore Container Terminal	FROZEN FISH PASTE	20,000.00	1,000,000,000
2881	PT. INTI LUHUR FUJA ABADI	28-Feb	04.0-01303-2025	United States	New York	FROZEN KRIMSON TS EMPEROR SKINLESS FILLET	817.20	124,694,914
2882	CV. JAVA FISH	28-Feb	P8/KI-D1/04.0/II/2025/000558	Singapore	Singapore Changi	Hairtail	1,075.00	48,375,000
2883	CV. JAVA FISH	28-Feb	P8/KI-D1/04.0/II/2025/000558	Singapore	Singapore Changi	TENGGIRI	1,500.00	60,000,000
2884	PT. INTI LUHUR FUJA ABADI	28-Feb	04.0-01304-2025	United States	New York	FROZEN KRIMSON NON TREATED COBIA PORTION	454.00	74,979,916
2885	CV. JAVA FISH	28-Feb	P8/KI-D1/04.0/II/2025/000559	Singapore	Singapore Changi	FROZEN SPANISH MACKEREL	175.00	5,250,000
2886	CV. JAVA FISH	28-Feb	P8/KI-D1/04.0/II/2025/000559	Singapore	Singapore Changi	GROUPE	1,750.00	61,250,000
2887	CV. JAVA FISH	28-Feb	P8/KI-D1/04.0/II/2025/000559	Singapore	Singapore Changi	RED SNAPPER	70.00	3,150,000
2888	CV. JAVA FISH	28-Feb	P8/KI-D1/04.0/II/2025/000559	Singapore	Singapore Changi	SILVER POMFRET	2,800.00	154,000,000
2889	CV. JAVA FISH	28-Feb	P8/KI-D1/04.0/II/2025/000559	Singapore	Singapore Changi	FLATFISH	70.00	1,750,000
2890	CV. JAVA FISH	28-Feb	P8/KI-D1/04.0/II/2025/000559	Singapore	Singapore Changi	Goldband Snapper	700.00	28,000,000
2891	CV. JAVA FISH	28-Feb	P8/KI-D1/04.0/II/2025/000559	Singapore	Singapore Changi	BARRAMUNDI SKIN ON	105.00	3,150,000
2892	CV. JAVA FISH	28-Feb	P8/KI-D1/04.0/II/2025/000559	Singapore	Singapore Changi	THREADFIN BLUE	2,380.00	83,300,000

No.	NAMA UPI	TERBIT HC	NO. HC MUTU	NEGARA TUJUAN	PEL. TUJUAN	NAMA PRODUK	VOLUME (KG)	NILAI (RP)
2893	CV. JAVA FISH	28-Feb	P8/KI-D1/04.0/II/2025/000559	Singapore	Singapore Changi	SAND WHITING FISH	1,050.00	26,250,000
2894	CV. JAVA FISH	28-Feb	P8/KI-D1/04.0/II/2025/000559	Singapore	Singapore Changi	FRESH LEATHER JACKET FISH	70.00	2,450,000
2895	PT. GEMA ISTA RAYA	28-Feb	P8/KI-D1/04.0/II/2025/000552	Senegal	Dakar	Canned Sardines	40,626.00	1,373,118,174
2896	PT. BUMI MENARA INTERNUSA DAMPIT	28-Feb	04.0-01305-2025	Netherlands	Rotterdam	FROZEN VALUE ADDED SEAFOOD PRODUCT	6,987.50	836,529,525
2897	PT. BUMI MENARA INTERNUSA DAMPIT	28-Feb	04.0-01306-2025	Netherlands	Rotterdam	FROZEN VALUE ADDED SEAFOOD PRODUCT	5,625.00	783,675,000
2898	PT Sekar Bumi Tbk	28-Feb	04.0-01307-2025	United States	New York	VANNAMEI RAW PD TAIL ON IQF SHRIMP	15,876.00	3,210,476,472
2899	PT. AMARTA CARRAGEENAN INDONESIA	28-Feb	P8/KI-D1/04.0/II/2025/000560	Vietnam	Ho Chi Minh City	SRC (CARRAGEENAN KAPPA)	0.50	180,000
2900	PT Sekar Bumi Tbk	28-Feb	04.0-01308-2025	United States	New York	VANNAMEI RAW EZ PEEL IQF SHRIMP	15,422.40	1,658,524,896
2901	PT. PHILLIPS SEAFOODS INDONESIA	28-Feb	04.0-01309-2025	United States	Baltimore	FROZEN VALUE ADDED SQUID	9,657.60	1,663,589,203
2902	PT. INTI LUHUR FUJA ABADI	28-Feb	04.0-01310-2025	United States	New York	Frozen Krimson TS Scarlet Snapper Fillet	3,632.00	886,716,480
2903	PT WINAROS KAWULA BAHARI	28-Feb	04.0-01311-2025	Japan	Tokyo	White Cooked Vannamei Frozen Shrimp	4,310.00	738,061,640
2904	PT WINAROS KAWULA BAHARI	28-Feb	04.0-01311-2025	Japan	Tokyo	White Vannamei Sushi Ebi	2,217.60	548,399,174
2905	PT WINAROS KAWULA BAHARI	28-Feb	04.0-01311-2025	Japan	Tokyo	White Vannamei Sushi Ebi Without Tail	5,814.40	1,245,397,965
2906	PT. JUNDA EXIM INDONESIA	28-Feb	04.0-01312-2025	China	Guangzhou	DRIED SEA CUCUMBER	509.50	174,927,654
2907	PT. MEGA MARINE PRIDE	28-Feb	04.0-01313-2025	Bulgaria	Varna	FROZEN RAW SHRIMPS	16,250.00	2,018,380,000
2908	PT. SEKAR LAUT, TBK.	28-Feb	04.0-01314-2025	United Kingdom (GB)	Grangemouth	SHRIMP CRACKERS	11,700.00	524,651,400
2909	PT. BUMI MENARA INTERNUSA DAMPIT	28-Feb	04.0-01315-2025	United States	Los Angeles	FROZEN RAW SHRIMP	12,487.63	1,958,410,038
2910	PT. GEMA ISTA RAYA	28-Feb	P8/KI-D1/04.0/II/2025/000561	United Arab Emirates	Jebel Ali	Canned Sardines	20,000.00	698,880,000
2911	CV. MARINA SEJAHTERA	28-Feb	04.0-01316-2025	China	Xiamen	FRESH BELT FISH	4,500.00	211,500,000
2912	CV. PESONA MANDIRI	28-Feb	04.0-01317-2025	China	Xiamen	FROZEN RIBBON FISH	11,544.40	346,469,378
2913	CV. PESONA MANDIRI	28-Feb	04.0-01317-2025	China	Xiamen	FROZEN CROAKER FISH	7,436.10	379,916,298
2914	CV. PESONA MANDIRI	28-Feb	04.0-01317-2025	China	Xiamen	FROZEN CROAKER FISH	793.30	29,172,418
2915	CV. PESONA MANDIRI	28-Feb	04.0-01317-2025	China	Xiamen	FROZEN CONGER EEL	7,967.00	211,519,867
2916	PT. GRAHAMAKMUR CIPTAPRATAMA	28-Feb	04.0-01318-2025	Japan	Osaka	FROZEN SHRIMP	7,500.00	905,295,000
2917	CV. MARINA SEJAHTERA	28-Feb	04.0-01319-2025	China	Xiamen	FRESH BELT FISH	4,500.00	211,500,000
2918	PT. ANEKA TUNA INDONESIA	28-Feb	P8/KI-D1/04.0/II/2025/000562	Saudi Arabia	Ad Dammam	CANNED TUNA	39,427.20	2,796,098,170
2919	PT Sekar Bumi Tbk	28-Feb	04.0-01320-2025	United States	Detroit	VANNAMEI RAW PD TAIL ON IQF SHRIMP	907.20	137,065,219
2920	PT. PHILLIPS SEAFOODS INDONESIA	28-Feb	04.0-01321-2025	United States	Baltimore	FROZEN VALUE ADDED CRAB	2,383.14	840,786,091
2921	PT. ANEKA TUNA INDONESIA	28-Feb	P8/KI-D1/04.0/II/2025/000565	Saudi Arabia	Ad Dammam	CANNED TUNA	39,427.20	2,796,098,170
2922	PT. EDMAR MANDIRI JAYA	28-Feb	P8/KI-D1/04.0/II/2025/000563	Thailand	Lat Krabang	FROZEN SKIPJACK TUNA WHOLE ROUND	25,000.00	626,950,000
2923	PT. BEE JAY SEAFOOD	28-Feb	P8/KI-D1/04.0/II/2025/000568	Australia	Brisbane	SWEETLIP	720.00	102,670,560

No.	NAMA UPI	TERBIT HC	NO. HC MUTU	NEGARA TUJUAN	PEL. TUJUAN	NAMA PRODUK	VOLUME (KG)	NILAI (RP)
2924	PT. BEE JAY SEAFOOD	28-Feb	P8/KI-D1/04.0/II/2025/000568	Australia	Brisbane	Goldband Snapper	3,960.00	676,455,120
2925	PT. BEE JAY SEAFOOD	28-Feb	P8/KI-D1/04.0/II/2025/000568	Australia	Brisbane	Red Emperor	500.00	116,116,000
2926	PT. ANEKA SUMBER ALAM JAYA	28-Feb	P8/KI-D1/04.0/II/2025/000569	Australia	Fremantle	SWEETLIP	2,880.00	374,400,000
2927	PT. ANEKA SUMBER ALAM JAYA	28-Feb	P8/KI-D1/04.0/II/2025/000569	Australia	Fremantle	WHITE SNAPPER	8,760.00	1,292,100,000
2928	PT. ANEKA SUMBER ALAM JAYA	28-Feb	P8/KI-D1/04.0/II/2025/000569	Australia	Fremantle	RED SPOT EMPEROR	2,880.00	403,200,000
2929	PT. ANEKA SUMBER ALAM JAYA	28-Feb	P8/KI-D1/04.0/II/2025/000569	Australia	Fremantle	Red Emperor	195.00	42,510,000
2930	PT. ANEKA SUMBER ALAM JAYA	28-Feb	P8/KI-D1/04.0/II/2025/000569	Australia	Fremantle	Coral Trout	590.00	87,025,000
2931	PT Sekar Bumi Tbk	28-Feb	04.0-01322-2025	United States	Detroit	FROZEN VANNAMEI COOKED PD TAIL ON IQF SHRIMP	13,884.70	2,732,106,304
2932	PT. BEE JAY SEAFOOD	28-Feb	P8/KI-D1/04.0/II/2025/000570	Australia	Brisbane	Mahi mahi	1,440.00	218,249,280
2933	PT. BEE JAY SEAFOOD	28-Feb	P8/KI-D1/04.0/II/2025/000570	Australia	Brisbane	Spanish Mackerel	2,025.00	379,515,375
2934	PT INDONESIA ALGAEMAS PRIMA	28-Feb	P8/KI-D1/04.0/II/2025/000571	Chile	San Antonio	Kappa Semi Refined Carrageenan (SRC)	25,000.00	2,740,400,000
2935	PT. BEE JAY SEAFOOD	28-Feb	P8/KI-D1/04.0/II/2025/000572	Australia	Brisbane	Flake Fillets	720.00	94,456,800
2936	PT. ANEKA TUNA INDONESIA	28-Feb	P8/KI-D1/04.0/II/2025/000573	Saudi Arabia	Ad Dammam	CANNED TUNA	9,856.80	315,250,034
2937	PT. ANEKA TUNA INDONESIA	28-Feb	P8/KI-D1/04.0/II/2025/000573	Saudi Arabia	Ad Dammam	CANNED TUNA	25,804.80	2,209,871,462
2938	PT. MEGA MARINE PRIDE	28-Feb	04.0-01323-2025	Netherlands	Rotterdam	FROZEN RAW SHRIMPS	16,000.00	2,019,536,000
2939	PT. REX CANNING	28-Feb	04.0-01324-2025	Canada	Vancouver	CANNED CRABMEAT IN BRINE	8,160.00	1,319,316,960
2940	PT. GRAHAMAKMUR CIPTAPRATAMA	28-Feb	P8/KI-D1/04.0/II/2025/000574	Trinidad & Tobago	Point Lisas	FROZEN RAW VANNAMEI HEADLESS SHELL ON EASY PEEL	5,266.40	756,097,048
2941	PT. GRAHAMAKMUR CIPTAPRATAMA	28-Feb	P8/KI-D1/04.0/II/2025/000574	Trinidad & Tobago	Point Lisas	FROZEN RAW VANNAMEI PEELED DEVEINED TAIL OFF	10,896.00	1,457,340,000
2942	PT. GRAHAMAKMUR CIPTAPRATAMA	28-Feb	P8/KI-D1/04.0/II/2025/000574	Trinidad & Tobago	Point Lisas	FROZEN RAW VANNAMEI PEELED DEVEINED TAIL ON	908.00	148,301,824
2943	PT. GRAHAMAKMUR CIPTAPRATAMA	28-Feb	P8/KI-D1/04.0/II/2025/000575	Trinidad & Tobago	Point Lisas	FROZEN VANNAMEI COOKED PEELED & DEVEINED TAIL OFF	681.00	112,448,763
2944	PT. REX CANNING	28-Feb	04.0-01325-2025	Canada	Vancouver	CANNED BABY CLAM IN BRINE	3,840.00	234,673,920
2945	CV. MARINA SEJAHTERA	28-Feb	04.0-01326-2025	China	Xiamen	FRESH BELT FISH	4,500.00	211,500,000
2946	PT. MARINDO MAKMUR USAHAJAYA	28-Feb	04.0-01327-2025	Japan	Kitakyushu- Moji	FROZEN CAPELIN FISH	6,140.90	58,338,550
2947	PT. REX CANNING	28-Feb	04.0-01328-2025	Netherlands	Rotterdam	PASTEURIZED CRABMEAT IN POUCH	13,801.00	2,040,270,835
2948	CV. SINAR TIRTA	28-Feb	04.0-01329-2025	Taiwan	Kaohsiung	FROZEN PARROT FISH	6,972.00	204,976,800
2949	CV. SINAR TIRTA	28-Feb	04.0-01329-2025	Taiwan	Kaohsiung	FROZEN GROUPER FISH	289.00	16,184,000
2950	CV. SINAR TIRTA	28-Feb	04.0-01329-2025	Taiwan	Kaohsiung	FROZEN PARROT FISH FILLET	780.00	32,760,000
2951	CV. SINAR TIRTA	28-Feb	04.0-01330-2025	Taiwan	Kaohsiung	FROZEN MARLIN FISH	1,320.00	36,960,000
2952	CV. SRINI JAYA	28-Feb	P8/KI-D1/04.0/II/2025/000576	Hong Kong	Hong Kong	DRIED SEA CUCUMBER	62.75	12,550,000
2953	CV. SRINI JAYA	28-Feb	P8/KI-D1/04.0/II/2025/000577	Hong Kong	Hong Kong	Dried Shark Fin	245.00	36,750,000
2954	CV. SRINI JAYA	28-Feb	P8/KI-D1/04.0/II/2025/000577	Hong Kong	Hong Kong	Dried Shark Fin	271.60	81,480,000
2955	CV. SRINI JAYA	28-Feb	P8/KI-D1/04.0/II/2025/000577	Hong Kong	Hong Kong	DRIED SHARK FIN	1,000.00	435,000,000
2956	CV. SRINI JAYA	28-Feb	P8/KI-D1/04.0/II/2025/000577	Hong Kong	Hong Kong	DRIED SHARK FIN	132.00	38,280,000
2957	CV. SRINI JAYA	28-Feb	P8/KI-D1/04.0/II/2025/000577	Hong Kong	Hong Kong	DRIED SHARK FIN	93.85	14,077,500
2958	CV. SRINI JAYA	28-Feb	P8/KI-D1/04.0/II/2025/000578	Hong Kong	Hong Kong	Dried Stingray Fin	62.75	9,412,500
2959	CV. SINAR TIRTA	1-Mar	04.0-S-01171-2025	Korea (South)	BUSAN NEW PORT	FROZEN OCTOPUS WHOLE CLEANED	4,850.00	72,653,000

No.	NAMA UPI	TERBIT HC	NO. HC MUTU	NEGARA TUJUAN	PEL. TUJUAN	NAMA PRODUK	VOLUME (KG)	NILAI (RP)
2960	CV. SINAR TIRTA	1-Mar	04.0-S-01171-2025	Korea (South)	BUSAN NEW PORT	FROZEN OCTOPUS	1,150.00	17,227,000
2961	CV. PESONA MANDIRI	1-Mar	04.0-01331-2025	China	Mawei	FROZEN FRYPAN BREAM FISH	1,485.60	43,320,096
2962	CV. PESONA MANDIRI	1-Mar	04.0-01331-2025	China	Mawei	FROZEN CROAKER FISH	3,181.30	124,995,822
2963	CV. PESONA MANDIRI	1-Mar	04.0-01331-2025	China	Mawei	FROZEN MALABAR SNAPPER	11,812.80	661,480,180
2964	CV. PESONA MANDIRI	1-Mar	04.0-01331-2025	China	Mawei	FROZEN THREADFIN FISH	9,342.70	348,109,002
2965	PT Sekar Bumi Tbk	1-Mar	04.0-01332-2025	United States	New York	Frozen Vannamei Cooked PDTOn/Off IQF SHRIMP	15,876.00	2,757,169,044
2966	PT Sekar Bumi Tbk	1-Mar	04.0-01333-2025	Korea (South)	Busan (ex Pusan)	FROZEN OCTOPUS	8,500.00	1,074,034,500
2967	PT. TRIDAYA JAYA MANUNGGAL	1-Mar	P8/KI-D1/04.0/III/2025/000579	Australia	Fremantle	Frozen Sweetlip Fillet Skinless	1,605.00	227,242,320
2968	PT. TRIDAYA JAYA MANUNGGAL	1-Mar	P8/KI-D1/04.0/III/2025/000579	Australia	Fremantle	Frozen Goldband Snapper Cut Down Skinless	1,495.00	269,086,545
2969	PT. TRIDAYA JAYA MANUNGGAL	1-Mar	P8/KI-D1/04.0/III/2025/000579	Australia	Fremantle	Frozen Goldband Snapper Fillet Skinless	1,255.00	233,142,605
2970	PT. TRIDAYA JAYA MANUNGGAL	1-Mar	P8/KI-D1/04.0/III/2025/000579	Australia	Fremantle	FROZEN RED SPOT EMPEROR SKINLESS FILLET	2,625.00	377,115,375
2971	PT. TRIDAYA JAYA MANUNGGAL	1-Mar	P8/KI-D1/04.0/III/2025/000579	Australia	Fremantle	Frozen White Snapper Fillet Skinless	765.00	124,812,810
2972	PT. SURYA ALAM TUNGGAL	1-Mar	04.0-01334-2025	Japan	Tokyo	RAW HEADLESS BLACK TIGER	10,800.00	1,900,551,600
2973	CV. SINAR TIRTA	1-Mar	04.0-01335-2025	Korea (South)	Busan New Port	FROZEN OCTOPUS	1,150.00	149,500,000
2974	CV. SINAR TIRTA	1-Mar	04.0-01335-2025	Korea (South)	Busan New Port	FROZEN OCTOPUS WHOLE CLEANED	4,850.00	417,100,000
2975	PT. SURYA ALAM TUNGGAL	1-Mar	04.0-01336-2025	Japan	Tokyo	RAW HEADLESS BLACK TIGER	10,800.00	2,299,644,000
2976	PT. ANEKA TUNA INDONESIA	3-Mar	04.0-01337-2025	Japan	Nagoya, Aichi	CANNED TUNA	17,203.20	1,533,682,483
2977	CV. JAVA FISH	3-Mar	P8/KI-D1/04.0/III/2025/000581	Hong Kong	Hong Kong	GROUPER	125.00	4,375,000
2978	CV. JAVA FISH	3-Mar	P8/KI-D1/04.0/III/2025/000581	Hong Kong	Hong Kong	RED SNAPPER	50.00	2,250,000
2979	CV. JAVA FISH	3-Mar	P8/KI-D1/04.0/III/2025/000581	Hong Kong	Hong Kong	SILVER POMFRET	600.00	33,000,000
2980	CV. JAVA FISH	3-Mar	P8/KI-D1/04.0/III/2025/000581	Hong Kong	Hong Kong	BARRAMUNDI SKIN ON	300.00	9,000,000
2981	CV. JAVA FISH	3-Mar	P8/KI-D1/04.0/III/2025/000581	Hong Kong	Hong Kong	THREADFIN BLUE	700.00	24,500,000
2982	CV. JAVA FISH	3-Mar	P8/KI-D1/04.0/III/2025/000581	Hong Kong	Hong Kong	SAND WHITING FISH	250.00	6,250,000
2983	CV. JAVA FISH	3-Mar	P8/KI-D1/04.0/III/2025/000581	Hong Kong	Hong Kong	SWANGI	1,575.00	39,375,000
2984	CV. JAVA FISH	3-Mar	P8/KI-D1/04.0/III/2025/000582	Hong Kong	Hong Kong	Hairtail	680.00	30,600,000
2985	CV. JAVA FISH	3-Mar	P8/KI-D1/04.0/III/2025/000582	Hong Kong	Hong Kong	TENGGIRI	250.00	10,000,000
2986	PT. ANEKA TUNA INDONESIA	3-Mar	04.0-01338-2025	Japan	Yokohama	CANNED TUNA	8,601.60	766,841,242
2987	PT. ANEKA TUNA INDONESIA	3-Mar	04.0-01338-2025	Japan	Yokohama	CANNED TUNA	8,601.60	829,048,013
2988	PT WINAROS KAWULA BAHARI	3-Mar	04.0-01339-2025	United States	New York	White Raw Vannamei Frozen Shrimp Breaded Butterfly	7,854.49	698,971,065
2989	PT WINAROS KAWULA BAHARI	3-Mar	04.0-01339-2025	United States	New York	White Raw Vannamei Frozen Shrimp Breaded Butterfly Coconut	4,517.83	454,954,517
2990	PT WINAROS KAWULA BAHARI	3-Mar	04.0-01339-2025	United States	New York	White Raw Vannamei Frozen Shrimp Breaded Popcorn	2,258.91	170,197,574
2991	CV. JAVA FISH	3-Mar	P8/KI-D1/04.0/III/2025/000583	Hong Kong	Hong Kong	FRESH DOGOL SHRIMP	60.00	3,000,000
2992	CV. JAVA FISH	3-Mar	P8/KI-D1/04.0/III/2025/000583	Hong Kong	Hong Kong	FRESH FLOWER SHRIMP	60.00	3,000,000
2993	CV. JAVA FISH	3-Mar	P8/KI-D1/04.0/III/2025/000583	Hong Kong	Hong Kong	FRESH WHITE SHRIMP	740.00	37,000,000
2994	CV. JAVA FISH	3-Mar	P8/KI-D1/04.0/III/2025/000583	Hong Kong	Hong Kong	FRESH TIGER SHRIMP	60.00	3,000,000

No.	NAMA UPI	TERBIT HC	NO. HC MUTU	NEGARA TUJUAN	PEL. TUJUAN	NAMA PRODUK	VOLUME (KG)	NILAI (RP)
2995	UD. PIALA	3-Mar	04.0-01340-2025	Japan	Nagoya, Aichi	FROZEN SHRIMP	9,828.00	1,658,533,968
2996	PT. SEKAR LAUT, TBK.	3-Mar	04.0-01341-2025	Korea (South)	Busan (ex Pusan)	SHRIMP CRACKERS	15,492.00	679,138,296
2997	PT. ANEKA TUNA INDONESIA	3-Mar	04.0-01342-2025	Japan	Hiroshima	CANNED TUNA	17,203.20	1,533,682,483
2998	PT. REX CANNING	3-Mar	04.0-01343-2025	United States	Los Angeles	CANNED BABY CLAM IN BRINE	0.85	100,000
2999	PT. SEKAR LAUT, TBK.	3-Mar	04.0-01344-2025	Canada	Vancouver	FRIED SHRIMP CRACKERS	1,344.00	181,247,808
3000	PT. SINDABAD MARINE PIONEER	3-Mar	04.0-01345-2025	China	Dalian	FROZEN FLYING FISH ROE	20,000.00	3,750,000,000
3001	PT. ANEKA TUNA INDONESIA	3-Mar	04.0-01346-2025	Japan	Shimizu	CANNED TUNA	17,203.20	1,533,682,483
3002	PT. AMARTA CARRAGEENAN INDONESIA	3-Mar	P8/KI-D1/04.0/III/2025/000584	Thailand	Bangkok	SRC (CARRAGEENAN KAPPA) (FEED GRADE)	20,000.00	2,055,000,000
3003	PT. INTI LUHUR FUJA ABADI	3-Mar	04.0-01347-2025	China	Fuzhou	FROZEN THREADFIN FISH	27,989.20	792,483,410
3004	PT. INTI LUHUR FUJA ABADI	3-Mar	04.0-01348-2025	China	Fuzhou	FROZEN PAMPANO FISH	4,831.50	71,535,189
3005	PT. INTI LUHUR FUJA ABADI	3-Mar	04.0-01348-2025	China	Fuzhou	FROZEN CROAKER FISH	3,288.50	141,665,949
3006	PT. INTI LUHUR FUJA ABADI	3-Mar	04.0-01348-2025	China	Fuzhou	FROZEN THREADFIN FISH	19,822.50	561,254,265
3007	PT. SURYA ALAM TUNGGAL	3-Mar	04.0-01349-2025	United States	New York	COOKED AND PEELED VANNAMEI	16,329.49	2,544,085,554
3008	PT. INTI LUHUR FUJA ABADI	3-Mar	04.0-01350-2025	China	Fuzhou	FROZEN THREADFIN FISH	27,988.32	831,101,967
3009	PT. AMARTA CARRAGEENAN INDONESIA	3-Mar	P8/KI-D1/04.0/III/2025/000586	Philippines	Manila	PERFORATED COARSE KAPPA	14,000.00	1,522,500,000
3010	PT. AMARTA CARRAGEENAN INDONESIA	3-Mar	P8/KI-D1/04.0/III/2025/000587	Thailand	Samut Prakarn	SRC (CARRAGEENAN KAPPA)	4.00	180,000
3011	PT. GEMA ISTA RAYA	3-Mar	P8/KI-D1/04.0/III/2025/000585	Timor-Leste	Dili	Canned Sardines	31,000.00	799,087,000
3012	PT. BUMI MENARA INTERNUSA DAMPIT	3-Mar	04.0-01351-2025	United States	Los Angeles	FROZEN VALUE ADDED SEAFOOD PRODUCT	15,345.20	1,356,745,858
3013	PT. BUMI MENARA INTERNUSA DAMPIT	3-Mar	04.0-01352-2025	United States	Los Angeles	FROZEN VALUE ADDED SEAFOOD PRODUCT	14,083.08	1,263,350,858
3014	CV. SINAR TIRTA	3-Mar	04.0-01353-2025	Taiwan	Kaohsiung	FROZEN SQUID	24,082.60	1,348,625,600
3015	PT. BUMI MENARA INTERNUSA DAMPIT	3-Mar	04.0-01354-2025	United States	Los Angeles	FROZEN VALUE ADDED SEAFOOD PRODUCT	2,369.88	204,622,549
3016	PT. JUNDA EXIM INDONESIA	3-Mar	04.0-01355-2025	China	Huangpu Old Port	DRIED SEA CUCUMBER	990.00	311,220,360
3017	PT. JUNDA EXIM INDONESIA	3-Mar	04.0-01355-2025	China	Huangpu Old Port	DRIED SEA CUCUMBER	360.00	65,606,400
3018	PT. JUNDA EXIM INDONESIA	3-Mar	04.0-01355-2025	China	Huangpu Old Port	DRIED SEA CUCUMBER	270.00	94,104,180
3019	PT. JUNDA EXIM INDONESIA	3-Mar	04.0-01355-2025	China	Huangpu Old Port	DRIED SEA CUCUMBER	2,550.00	888,761,700
3020	PT. JUNDA EXIM INDONESIA	3-Mar	04.0-01355-2025	China	Huangpu Old Port	DRIED SEA CUCUMBER	390.00	122,601,960
3021	PT. JUNDA EXIM INDONESIA	3-Mar	04.0-01355-2025	China	Huangpu Old Port	DRIED SEA CUCUMBER	540.00	98,409,600
3022	PT. JUNDA EXIM INDONESIA	3-Mar	04.0-01355-2025	China	Huangpu Old Port	DRIED SEA CUCUMBER	510.00	118,501,560
3023	PT. JUNDA EXIM INDONESIA	3-Mar	04.0-01355-2025	China	Huangpu Old Port	DRIED SEA CUCUMBER	960.00	223,061,760
3024	PT. JUNDA EXIM INDONESIA	3-Mar	04.0-01355-2025	China	Huangpu Old Port	DRIED SEA CUCUMBER	1,410.00	208,778,700
3025	PT. JUNDA EXIM INDONESIA	3-Mar	04.0-01355-2025	China	Huangpu Old Port	DRIED SEA CUCUMBER	1,110.00	348,944,040
3026	PT. JUNDA EXIM INDONESIA	3-Mar	04.0-01355-2025	China	Huangpu Old Port	DRIED SEA CUCUMBER	330.00	48,863,100
3027	PT. INTI LUHUR FUJA ABADI	4-Mar	04.0-S-00012-2025	China	FUZHOU	FROZEN CROAKER FISH	3,288.50	141,606,112
3028	PT. INTI LUHUR FUJA ABADI	4-Mar	04.0-S-00012-2025	China	FUZHOU	FROZEN PAMPANO FISH	4,831.50	71,535,200
3029	PT. INTI LUHUR FUJA ABADI	4-Mar	04.0-S-00012-2025	China	FUZHOU	FROZEN THREADFIN FISH	19,822.50	561,254,272
3030	PT. INTI LUHUR FUJA ABADI	4-Mar	04.0-S-00011-2025	China	FUZHOU	FROZEN THREADFIN FISH	27,989.20	792,486,208
3031	CV. SINAR TIRTA	4-Mar	04.0-S-00015-2025	Taiwan	KAOHSIUNG	FROZEN SQUID	23,941.90	1,340,749,952
3032	PT. INTI LUHUR FUJA ABADI	4-Mar	04.0-S-00018-2025	China	FUZHOU	FROZEN THREADFIN FISH	27,988.32	831,103,808

No.	NAMA UPI	TERBIT HC	NO. HC MUTU	NEGARA TUJUAN	PEL. TUJUAN	NAMA PRODUK	VOLUME (KG)	NILAI (RP)
3033	PT WINAROS KAWULA BAHARI	4-Mar	04.0-S-00020-2025	China	RIZHAO	FROZEN VANNAMEI RAW PTO SHRIMP	4,680.00	704,603,264
3034	PT WINAROS KAWULA BAHARI	4-Mar	04.0-S-00020-2025	China	RIZHAO	Frozen Vannamei Shrimp Meat	6,000.00	522,112,512
3035	PT. JUNDA EXIM INDONESIA	4-Mar	04.0-S-00022-2025	China	HUANGPU OLD PORT	DRIED SEA CUCUMBER	390.00	122,601,960
3036	PT. JUNDA EXIM INDONESIA	4-Mar	04.0-S-00022-2025	China	HUANGPU OLD PORT	DRIED SEA CUCUMBER	990.00	311,220,352
3037	PT. JUNDA EXIM INDONESIA	4-Mar	04.0-S-00022-2025	China	HUANGPU OLD PORT	DRIED SEA CUCUMBER	540.00	98,409,600
3038	PT. JUNDA EXIM INDONESIA	4-Mar	04.0-S-00022-2025	China	HUANGPU OLD PORT	DRIED SEA CUCUMBER	510.00	118,501,560
3039	PT. JUNDA EXIM INDONESIA	4-Mar	04.0-S-00022-2025	China	HUANGPU OLD PORT	DRIED SEA CUCUMBER	960.00	223,061,760
3040	PT. JUNDA EXIM INDONESIA	4-Mar	04.0-S-00022-2025	China	HUANGPU OLD PORT	DRIED SEA CUCUMBER	1,410.00	208,778,704
3041	PT. JUNDA EXIM INDONESIA	4-Mar	04.0-S-00022-2025	China	HUANGPU OLD PORT	DRIED SEA CUCUMBER	360.00	65,606,400
3042	PT. JUNDA EXIM INDONESIA	4-Mar	04.0-S-00022-2025	China	HUANGPU OLD PORT	DRIED SEA CUCUMBER	1,110.00	348,944,032
3043	PT. JUNDA EXIM INDONESIA	4-Mar	04.0-S-00022-2025	China	HUANGPU OLD PORT	DRIED SEA CUCUMBER	330.00	48,863,100
3044	PT. JUNDA EXIM INDONESIA	4-Mar	04.0-S-00022-2025	China	HUANGPU OLD PORT	DRIED SEA CUCUMBER	2,820.00	982,865,856
3045	CV. PESONA MANDIRI	4-Mar	04.0-S-00023-2025	China	MAWEI	FROZEN CROAKER FISH	3,181.30	124,996,120
3046	CV. PESONA MANDIRI	4-Mar	04.0-S-00023-2025	China	MAWEI	FROZEN THREADFIN FISH	9,342.70	348,108,992
3047	CV. PESONA MANDIRI	4-Mar	04.0-S-00023-2025	China	MAWEI	FROZEN MALABAR SNAPPER	11,812.80	661,481,152
3048	CV. PESONA MANDIRI	4-Mar	04.0-S-00023-2025	China	MAWEI	FROZEN FRYPAN BREAM FISH	1,485.60	43,320,096
3049	PT. SINDABAD MARINE PIONEER	4-Mar	04.0-S-00016-2025	China	DALIAN	FROZEN FLYING FISH ROE	20,000.00	3,750,000,128
3050	PT. SOUTHERN MARINE PRODUCTS	4-Mar	P8/KI-D1/04.0/III/2025/000588	Malaysia	Penang	FROZEN FISH PASTE	9,600.00	999,993,600
3051	PT. CENTRAM	4-Mar	P8/KI-D1/04.0/III/2025/000589	Malaysia	Westport/Port Klang	CARRAGEENAN	9,600.00	3,125,107,200
3052	PT WINAROS KAWULA BAHARI	4-Mar	04.0-01356-2025	Japan	Narita Apt/Tokyo	White Raw Vannamei PD	5.00	414,375
3053	PT. SURYA ALAM TUNGGAL	4-Mar	04.0-01357-2025	United States	Lombard	RAW HEADLESS BLACK TIGER	7,838.16	2,382,651,715
3054	PT. SURYA ALAM TUNGGAL	4-Mar	04.0-01357-2025	United States	Lombard	RAW HEADLESS EZP VANNAMEI	5,769.75	756,056,501
3055	CV. PESONA MANDIRI	4-Mar	04.0-01358-2025	China	Nansha	FROZEN SPANISH MACKEREL FISH	1,085.90	55,021,250
3056	CV. JAVA FISH	4-Mar	P8/KI-D1/04.0/III/2025/000590	Singapore	Singapore Changi	FROZEN SPANISH MACKEREL	175.00	5,250,000
3057	CV. JAVA FISH	4-Mar	P8/KI-D1/04.0/III/2025/000590	Singapore	Singapore Changi	GROUPEL	1,750.00	61,250,000
3058	CV. JAVA FISH	4-Mar	P8/KI-D1/04.0/III/2025/000590	Singapore	Singapore Changi	RED SNAPPER	70.00	3,150,000
3059	CV. JAVA FISH	4-Mar	P8/KI-D1/04.0/III/2025/000590	Singapore	Singapore Changi	SILVER POMFRET	2,800.00	154,000,000
3060	CV. JAVA FISH	4-Mar	P8/KI-D1/04.0/III/2025/000590	Singapore	Singapore Changi	FLATFISH	70.00	1,750,000
3061	CV. JAVA FISH	4-Mar	P8/KI-D1/04.0/III/2025/000590	Singapore	Singapore Changi	Goldband Snapper	700.00	28,000,000
3062	CV. JAVA FISH	4-Mar	P8/KI-D1/04.0/III/2025/000590	Singapore	Singapore Changi	BARRAMUNDI SKIN ON	105.00	3,150,000
3063	CV. JAVA FISH	4-Mar	P8/KI-D1/04.0/III/2025/000590	Singapore	Singapore Changi	THREADFIN BLUE	2,345.00	82,075,000
3064	CV. JAVA FISH	4-Mar	P8/KI-D1/04.0/III/2025/000590	Singapore	Singapore Changi	SAND WHITING FISH	1,050.00	26,250,000
3065	CV. JAVA FISH	4-Mar	P8/KI-D1/04.0/III/2025/000590	Singapore	Singapore Changi	FRESH LEATHER JACKET FISH	70.00	2,450,000
3066	CV. JAVA FISH	4-Mar	P8/KI-D1/04.0/III/2025/000591	Singapore	Singapore Changi	Hairtail	975.00	43,875,000
3067	CV. JAVA FISH	4-Mar	P8/KI-D1/04.0/III/2025/000591	Singapore	Singapore Changi	TENGGIRI	1,500.00	60,000,000
3068	CV. JAVA FISH	4-Mar	P8/KI-D1/04.0/III/2025/000592	Singapore	Singapore Changi	SLIPPER LOBSTER	100.00	6,000,000
3069	CV. JAVA FISH	4-Mar	P8/KI-D1/04.0/III/2025/000592	Singapore	Singapore Changi	FRESH WHITE SHRIMP	3,140.00	157,000,000
3070	PT WINAROS KAWULA BAHARI	4-Mar	04.0-01359-2025	Japan	Narita Apt/Tokyo	White Vannamei Tempura	3.71	614,601
3071	PT. BUMI MENARA INTERNUSA DAMPIT	4-Mar	04.0-01360-2025	Belgium	Antwerpen	FROZEN ACHATINE SNAIL MEAT	17,820.00	1,283,325,120
3072	CV. PESONA MANDIRI	4-Mar	04.0-01361-2025	China	Nansha	FROZEN BLACK POMFRET	2,008.80	58,576,608
3073	CV. PESONA MANDIRI	4-Mar	04.0-01361-2025	China	Nansha	FROZEN EMPEROR FISH	5,504.90	116,873,981

No.	NAMA UPI	TERBIT HC	NO. HC MUTU	NEGARA TUJUAN	PEL. TUJUAN	NAMA PRODUK	VOLUME (KG)	NILAI (RP)
3074	CV. PESONA MANDIRI	4-Mar	04.0-01361-2025	China	Nansha	FROZEN MALABAR SNAPPER	10,090.60	490,367,843
3075	CV. PESONA MANDIRI	4-Mar	04.0-01361-2025	China	Nansha	FROZEN THREADFIN FISH	7,570.60	283,961,093
3076	PT WINAROS KAWULA BAHARI	4-Mar	04.0-01362-2025	China	Rizhao	Frozen Vannamei Raw PTO Shrimp	4,680.00	704,602,080
3077	PT WINAROS KAWULA BAHARI	4-Mar	04.0-01362-2025	China	Rizhao	Frozen Vannamei Shrimp Meat	6,000.00	522,108,000
3078	PT. VARIA NIAGA NUSANTARA	4-Mar	04.0-01363-2025	France	Le Havre	FROZEN CATFISH WHOLE GUTTED	20,000.00	640,000,000
3079	PT. ANEKA TUNA INDONESIA	4-Mar	04.0-01364-2025	Japan	Hakata/Fukuoka	CANNED TUNA	8,601.60	768,768,000
3080	PT. ANEKA TUNA INDONESIA	4-Mar	04.0-01365-2025	Japan	Osaka	CANNED TUNA	3,870.72	340,758,835
3081	PT. ANEKA TUNA INDONESIA	4-Mar	04.0-01365-2025	Japan	Osaka	CANNED TUNA	5,806.08	556,930,806
3082	PT. SEKAR LAUT, TBK.	4-Mar	P8/KI-D1/04.0/III/2025/000593	Saudi Arabia	Hong Kong	FINNA ULEG SAMBAL TERASI JAR	1,368.00	78,616,224
3083	PT. SEKAR LAUT, TBK.	4-Mar	P8/KI-D1/04.0/III/2025/000593	Saudi Arabia	Hong Kong	FINNA ULEG SAMBAL TERASI SACHET	540.00	26,558,820
3084	PT. ANEKA TUNA INDONESIA	4-Mar	04.0-01366-2025	Japan	Yokohama	CANNED TUNA	24,944.64	2,225,959,895
3085	PT. ANEKA TUNA INDONESIA	4-Mar	04.0-01366-2025	Japan	Yokohama	CANNED TUNA	860.16	979,894
3086	PT. SEKAR LAUT, TBK.	4-Mar	P8/KI-D1/04.0/III/2025/000594	Hong Kong	Hong Kong	FISH CHILI PASTE	390.00	25,015,770
3087	PT. ANEKA TUNA INDONESIA	4-Mar	04.0-01368-2025	Japan	Osaka	CANNED TUNA	17,203.20	1,537,536,000
3088	PT Sekar Bumi Tbk	4-Mar	04.0-01369-2025	Canada	Toronto	VANNAMEI RAW EZ PEEL IQF SHRIMP	4,354.56	545,565,404
3089	PT. ANEKA TUNA INDONESIA	4-Mar	04.0-01370-2025	Japan	Yokohama	CANNED TUNA	7,257.60	645,665,126
3090	PT. ANEKA TUNA INDONESIA	4-Mar	04.0-01370-2025	Japan	Yokohama	CANNED TUNA	10,483.20	1,014,763,277
3091	PT Sekar Bumi Tbk	4-Mar	04.0-01371-2025	Canada	Toronto	VANNAMEI RAW PD TAIL ON IQF SHRIMP	11,793.60	1,717,171,747
3092	PT. ANEKA TUNA INDONESIA	4-Mar	P8/KI-D1/04.0/III/2025/000595	United Arab Emirates	Dubai	SAMPLE OF CANNED TUNA	0.80	80,000
3093	PT. ANEKA TUNA INDONESIA	4-Mar	04.0-01372-2025	Japan	Hakata/Fukuoka	CANNED TUNA	10,080.00	902,129,760
3094	PT. ANEKA TUNA INDONESIA	4-Mar	04.0-01372-2025	Japan	Hakata/Fukuoka	CANNED TUNA	6,048.00	586,438,272
3095	PT. ANEKA TUNA INDONESIA	4-Mar	P8/KI-D1/04.0/III/2025/000596	Chile	San Antonio	CANNED TUNA	58,060.80	3,393,769,882
3096	PT. MULTI PRAWN INDONESIA	4-Mar	04.0-01373-2025	Japan	Nagoya, Aichi	FROZEN SHRIMP	10,800.00	1,554,033,600
3097	PT. VARIA NIAGA NUSANTARA	4-Mar	04.0-01374-2025	Belgium	Antwerpen	FROZEN CATFISH WHOLE GUTTED	18,609.00	576,879,000
3098	CV. SINAR TIRTA	4-Mar	04.0-01375-2025	Taiwan	Kaohsiung	FROZEN SQUID	23,941.90	1,340,746,400
3099	PT. BUMI MENARA INTERNUSA DAMPIT	4-Mar	04.0-01377-2025	United States	Savannah	FROZEN VALUE ADDED SEAFOOD PRODUCT	14,982.00	1,385,999,802
3100	PT. BARAMUDA BAHARI	4-Mar	04.0-01378-2025	United States	Jacksonville	FROZEN COOK SHRIMPS	16,467.84	2,365,539,345
3101	PT. INTI LAUTAN FAJAR ABADI	4-Mar	P8/KI-D1/04.0/III/2025/000597	Australia	Fremantle	RED SPOT EMPEROR	11,520.00	1,759,968,000
3102	PT. INTI LAUTAN FAJAR ABADI	4-Mar	P8/KI-D1/04.0/III/2025/000598	Australia	Fremantle	TROPICAL SNAPPER	4,930.00	642,778,330
3103	PT. INTI LAUTAN FAJAR ABADI	4-Mar	P8/KI-D1/04.0/III/2025/000599	Australia	Fremantle	GOLDBAND SNAPPER	235.00	50,130,435
3104	PT. INTI LAUTAN FAJAR ABADI	4-Mar	P8/KI-D1/04.0/III/2025/000599	Australia	Fremantle	GOLDBAND SNAPPER	45.00	9,599,445
3105	PT. INTI LAUTAN FAJAR ABADI	4-Mar	P8/KI-D1/04.0/III/2025/000600	Australia	Fremantle	YELLOWFIN TUNA PORTIONS	4,250.00	769,143,750
3106	PT. INTI LAUTAN FAJAR ABADI	4-Mar	P8/KI-D1/04.0/III/2025/000601	Australia	Fremantle	RED EMPEROR	105.00	24,314,640
3107	PT. BUMI MENARA INTERNUSA DAMPIT	4-Mar	04.0-01379-2025	United States	Seattle	FROZEN VALUE ADDED SEAFOOD PRODUCT	14,950.47	1,818,620,022
3108	PT. SOUTHERN MARINE PRODUCTS	4-Mar	P8/KI-D1/04.0/III/2025/000602	Singapore	Singapore Container Terminal	FROZEN FISH PASTE	27,000.00	999,999,000

No.	NAMA UPI	TERBIT HC	NO. HC MUTU	NEGARA TUJUAN	PEL. TUJUAN	NAMA PRODUK	VOLUME (KG)	NILAI (RP)
3109	PT. MULTI PRAWN INDONESIA	4-Mar	04.0-01380-2025	Vietnam	Cat Lai	FROZEN SHRIMP	10,800.00	1,699,088,400
3110	PT. TRIDAYA JAYA MANUNGGAL	4-Mar	04.0-01381-2025	United States	Miami	FROZEN SCARLET SNAPPER	4,517.30	790,934,057
3111	PT. TRIDAYA JAYA MANUNGGAL	4-Mar	04.0-01381-2025	United States	Miami	FROZEN GROUPER	1,411.94	337,762,875
3112	PT. TRIDAYA JAYA MANUNGGAL	4-Mar	04.0-01381-2025	United States	Miami	FROZEN CRIMSON SNAPPER	4,040.60	739,801,535
3113	PT. TRIDAYA JAYA MANUNGGAL	4-Mar	04.0-01382-2025	United States	Miami	Frozen Yellowfin Tuna Steak	1,371.08	221,476,037
3114	PT. BUMI MENARA INTERNUSA DAMPIT	4-Mar	04.0-01383-2025	United States	Seattle	FROZEN VALUE ADDED SEAFOOD PRODUCT	16,098.84	1,912,654,884
3115	PT. TRIDAYA JAYA MANUNGGAL	4-Mar	04.0-01384-2025	United States	Miami	FROZEN KINGFISH STEAKS	4,154.10	584,814,198
3116	PT. TRIDAYA JAYA MANUNGGAL	4-Mar	04.0-01384-2025	United States	Miami	Frozen Swordfish Steak	1,380.16	244,535,369
3117	PT. SURYA ALAM TUNGGAL	4-Mar	04.0-01385-2025	Canada	Montreal	RAW HEADLESS EASY PEELED VANNAMEI	7,711.15	886,550,916
3118	PT. SURYA ALAM TUNGGAL	4-Mar	04.0-01385-2025	Canada	Montreal	RAW & PEELED VANNAMEI	7,711.15	935,439,607
3119	PT. SURYA ALAM TUNGGAL	4-Mar	04.0-01386-2025	Canada	Calgary	RAW HEADLESS EASY PEELED VANNAMEI	16,329.49	2,406,231,999
3120	PT. SEKAR LAUT, TBK.	4-Mar	P8/KI-D1/04.0/III/2025/000603	Saudi Arabia	Ad Dammam	FINNA ULEG SAMBAL TERASI JAR	2,166.00	132,370,758
3121	PT. SEKAR LAUT, TBK.	4-Mar	P8/KI-D1/04.0/III/2025/000603	Saudi Arabia	Ad Dammam	FINNA ULEG SAMBAL TERASI SACHET	4,680.00	334,315,800
3122	PT. ANEKA TUNA INDONESIA	4-Mar	04.0-01367-2025	Japan	Shimizu	CANNED TUNA	9,676.80	857,374,157
3123	PT. ANEKA TUNA INDONESIA	4-Mar	04.0-01367-2025	Japan	Shimizu	CANNED TUNA	9,676.80	921,444,250
3124	CV. TIRTA SURYA SRI REJEKI	5-Mar	04.0-S-00026-2025	Hong Kong	HONG KONG	DRIED SHARK FIN	1,018.59	369,238,880
3125	CV. TIRTA SURYA SRI REJEKI	5-Mar	04.0-S-00026-2025	Hong Kong	HONG KONG	DRIED SHARK FIN	382.81	138,768,624
3126	CV. TIRTA SURYA SRI REJEKI	5-Mar	04.0-S-00026-2025	Hong Kong	HONG KONG	DRIED SHARK FIN	77.84	28,217,000
3127	CV. TIRTA SURYA SRI REJEKI	5-Mar	04.0-S-00026-2025	Hong Kong	HONG KONG	DRIED SHARK FIN	33.75	12,234,375
3128	CV. TIRTA SURYA SRI REJEKI	5-Mar	04.0-S-00026-2025	Hong Kong	HONG KONG	DRIED SHARK FIN	740.60	214,774,000
3129	CV. TIRTA SURYA SRI REJEKI	5-Mar	04.0-S-00026-2025	Hong Kong	HONG KONG	DRIED SHARK FIN	546.82	198,222,256
3130	CV. TIRTA SURYA SRI REJEKI	5-Mar	04.0-S-00026-2025	Hong Kong	HONG KONG	DRIED SHARK FIN	1,558.90	678,121,472
3131	CV. TIRTA SURYA SRI REJEKI	5-Mar	04.0-S-00026-2025	Hong Kong	HONG KONG	DRIED SHARK FIN	113.02	49,163,700
3132	CV. TIRTA SURYA SRI REJEKI	5-Mar	04.0-S-00026-2025	Hong Kong	HONG KONG	DRIED SHARK FIN	15.47	6,729,450
3133	CV. TIRTA SURYA SRI REJEKI	5-Mar	04.0-S-00026-2025	Hong Kong	HONG KONG	DRIED SHARK FIN	173.48	62,886,500
3134	CV. TIRTA SURYA SRI REJEKI	5-Mar	04.0-S-00026-2025	Hong Kong	HONG KONG	DRIED SHARK FIN	27.25	9,878,125
3135	CV. TIRTA SURYA SRI REJEKI	5-Mar	04.0-S-00026-2025	Hong Kong	HONG KONG	DRIED SHARK FIN	12.37	4,484,125
3136	CV. TIRTA SURYA SRI REJEKI	5-Mar	04.0-S-00026-2025	Hong Kong	HONG KONG	DRIED SHARK FIN	147.83	53,588,376
3137	CV. TIRTA SURYA SRI REJEKI	5-Mar	04.0-S-00026-2025	Hong Kong	HONG KONG	DRIED SHARK FIN	57.62	20,887,250
3138	CV. TIRTA SURYA SRI REJEKI	5-Mar	04.0-S-00026-2025	Hong Kong	HONG KONG	DRIED SHARK FIN	128.20	46,472,500
3139	CV. TIRTA SURYA SRI REJEKI	5-Mar	04.0-S-00026-2025	Hong Kong	HONG KONG	DRIED SHARK FIN	90.90	26,361,000
3140	PT. LEGONG BALI NUSANTARA	5-Mar	04.0-S-00030-2025	Korea (South)	BUSAN (EX PUSAN)	ALOHA SHRIMPS CRACKERS BIG 225gr	1,350.00	103,418,552
3141	PT. LEGONG BALI NUSANTARA	5-Mar	04.0-S-00030-2025	Korea (South)	BUSAN (EX PUSAN)	ALOHA SHRIMP CRACKERS MINI 225gr	1,530.00	117,207,688
3142	PT. LEGONG BALI NUSANTARA	5-Mar	04.0-S-00030-2025	Korea (South)	BUSAN (EX PUSAN)	ADIOS SHRIMP CRACKERS	576.00	17,107,200
3143	PT. LEGONG BALI NUSANTARA	5-Mar	04.0-S-00030-2025	Korea (South)	BUSAN (EX PUSAN)	ADIOS SHRIMP CRACKERS 1KG	180.00	38,016,000
3144	CV. JAVA FISH	5-Mar	04.0-S-00038-2025	Singapore	SINGAPORE	BARRAMUNDI SKIN ON	105.00	3,150,000
3145	CV. JAVA FISH	5-Mar	04.0-S-00038-2025	Singapore	SINGAPORE	FLATFISH	70.00	1,750,000
3146	CV. JAVA FISH	5-Mar	04.0-S-00038-2025	Singapore	SINGAPORE	Goldband Snapper	700.00	28,000,000

No.	NAMA UPI	TERBIT HC	NO. HC MUTU	NEGARA TUJUAN	PEL. TUJUAN	NAMA PRODUK	VOLUME (KG)	NILAI (RP)
3147	CV. JAVA FISH	5-Mar	04.0-S-00038-2025	Singapore	SINGAPORE	GOLDEN SNAPPER	175.00	5,250,000
3148	CV. JAVA FISH	5-Mar	04.0-S-00038-2025	Singapore	SINGAPORE	GROUPE	1,750.00	61,250,000
3149	CV. JAVA FISH	5-Mar	04.0-S-00038-2025	Singapore	SINGAPORE	RED SNAPPER	70.00	3,150,000
3150	CV. JAVA FISH	5-Mar	04.0-S-00038-2025	Singapore	SINGAPORE	SAND WHITING FISH	1,050.00	26,250,000
3151	CV. JAVA FISH	5-Mar	04.0-S-00038-2025	Singapore	SINGAPORE	SILVER POMFRET	2,800.00	154,000,000
3152	CV. JAVA FISH	5-Mar	04.0-S-00038-2025	Singapore	SINGAPORE	THREADFIN BLUE	2,485.00	86,975,000
3153	CV. JAVA FISH	5-Mar	04.0-S-00038-2025	Singapore	SINGAPORE	FRESH LEATHER JACKET FISH	70.00	2,450,000
3154	CV. PESONA MANDIRI	5-Mar	04.0-S-00028-2025	China	QINGDAO	FROZEN RIBBON FISH	25,935.00	950,825,408
3155	PT. SEKAR LAUT, TBK.	5-Mar	04.0-S-00175-2025	Korea (South)	BUSAN (EX PUSAN)	SHRIMP CRACKERS	13,940.00	587,063,572
3156	PT. SEKAR LAUT, TBK.	5-Mar	04.0-S-00027-2025	China	JIAO XIN	FINNA SHRIMP CRACKERS	11,558.40	951,314,112
3157	PT. SEKAR LAUT, TBK.	5-Mar	04.0-S-00027-2025	China	JIAO XIN	FINNA PRAWN CRACKERS	228.00	19,289,712
3158	PT. SUNRISE NIAGA FISHERY	5-Mar	04.0-S-00035-2025	United States	NEW YORK	FROZEN OCTOPUS WCL	7,470.74	852,411,456
3159	PT. SUNRISE NIAGA FISHERY	5-Mar	04.0-S-00037-2025	United States	NEW YORK	FROZEN RED SNAPPER WGS	1,367.14	178,275,056
3160	CV. TIRTA SURYA SRI REJEKI	5-Mar	04.0-S-00025-2025	Hong Kong	HONG KONG	DRIED FISH FIN	9.50	4,132,500
3161	CV. TIRTA SURYA SRI REJEKI	5-Mar	04.0-S-00025-2025	Hong Kong	HONG KONG	DRIED FISH FIN	79.63	34,639,048
3162	PT. WINDUBLAMBANGAN SEJATI	5-Mar	04.0-S-00036-2025	Italy	NAPOLI	Frozen Raw Octopus	16,632.00	1,141,395,840
3163	PT. SOUTHERN MARINE PRODUCTS	5-Mar	04.0-S-00031-2025	Malaysia	TANJONG PELEPAS	FROZEN FISH PASTE	20,300.00	1,000,000,000
3164	PT. GEMA ISTA RAYA	5-Mar	04.0-S-00130-2025	Congo	POINTE NOIRE	CANNED SARDINES	60,939.00	2,091,365,541
3165	PT Sekar Bumi Tbk	5-Mar	04.0-S-00034-2025	United States	LONG BEACH	VANNAMEI RAW PD TAIL ON IQF SHRIMP	4,536.00	651,358,080
3166	PT Sekar Bumi Tbk	5-Mar	04.0-S-00032-2025	United States	LONG BEACH	VANNAMEI RAW EZ PEEL IQF SHRIMP	6,350.40	933,313,984
3167	PT. BUMI MENARA INTERNUSA DAMPIT	5-Mar	04.0-S-00033-2025	United States	NEW YORK	Frozen Shrimp	15,163.60	1,320,749,560
3168	PT. ANEKA TUNA INDONESIA	5-Mar	04.0-S-00153-2025	Chile	SAN ANTONIO	CANNED TUNA	38,707.20	2,262,513,254
3169	PT. WINDUBLAMBANGAN SEJATI	5-Mar	04.0-S-00039-2025	Greece	THESSALONIKI	Frozen Raw Octopus	16,632.00	1,434,602,880
3170	PT. ANEKA TUNA INDONESIA	5-Mar	04.0-S-00129-2025	Japan	SHIMIZU	POUCHED TUNA	12,800.00	765,696,000
3171	PT. ANEKA TUNA INDONESIA	5-Mar	04.0-S-00129-2025	Japan	SHIMIZU	SAMPLE OF POUCHED TUNA	8.00	504,000
3172	PT. ANEKA TUNA INDONESIA	5-Mar	04.0-S-00129-2025	Japan	SHIMIZU	SAMPLE OF CANNED TUNA	2.31	100,714
3173	PT. ANEKA TUNA INDONESIA	5-Mar	04.0-S-00129-2025	Japan	SHIMIZU	SAMPLE OF CANNED TUNA	1.68	165,599
3174	CV. JAVA FISH	5-Mar	04.0-S-00040-2025	Singapore	SINGAPORE	Hairtail	1,050.00	47,250,000
3175	CV. JAVA FISH	5-Mar	04.0-S-00040-2025	Singapore	SINGAPORE	TENGGIRI	1,500.00	60,000,000
3176	PT BAHARI SEJAHTERA PERTIWI	5-Mar	04.0-S-00174-2025	China	NANSHA NEW PT	FROZEN SILVER WHITING FISH	2,976.00	75,008,760
3177	PT BAHARI SEJAHTERA PERTIWI	5-Mar	04.0-S-00174-2025	China	NANSHA NEW PT	FROZEN SEA BREAM FISH	17,082.00	430,872,128
3178	PT BAHARI SEJAHTERA PERTIWI	5-Mar	04.0-S-00174-2025	China	NANSHA NEW PT	FROZEN BIGEYE FISH	3,708.00	85,293,608
3179	CV. JAVA FISH	5-Mar	04.0-S-00125-2025	Singapore	SINGAPORE	FRESH WHITE SHRIMP	3,260.00	163,000,000
3180	CV. JAVA FISH	5-Mar	04.0-S-00125-2025	Singapore	SINGAPORE	SLIPPER LOBSTER	100.00	6,000,000
3181	PT ASIA SEJAHTERA MINA TBK.	5-Mar	04.0-S-00160-2025	Vietnam	HAIPHONG	DRIED GRACILARIA	50,000.00	382,979,500
3182	PT. BUMI MENARA INTERNUSA DAMPIT	5-Mar	04.0-S-00136-2025	United States	NEW YORK	Frozen Shrimp	15,799.20	1,478,299,546
3183	CV. MARINA SEJAHTERA	5-Mar	04.0-S-00176-2025	China	XIAMEN	FRESH POMFRET FISH	300.00	14,100,000
3184	PT. SUNRISE NIAGA FISHERY	5-Mar	04.0-S-00172-2025	United States	NEW YORK	FROZEN KINGFISH STEAK	11,026.94	1,078,434,688
3185	PT Sekar Bumi Tbk	5-Mar	04.0-S-00177-2025	United States	LONG BEACH	FROZEN VANNAMEI COOKED PD TAIL ON IQF SHRIMP	4,989.60	861,193,330

No.	NAMA UPI	TERBIT HC	NO. HC MUTU	NEGARA TUJUAN	PEL. TUJUAN	NAMA PRODUK	VOLUME (KG)	NILAI (RP)
3186	PT BAHARI SEJAHTERA PERTIWI	5-Mar	04.0-S-00178-2025	China	NANSHA NEW PT	FROZEN SILVER WHITING FISH	2,976.00	75,008,760
3187	PT BAHARI SEJAHTERA PERTIWI	5-Mar	04.0-S-00178-2025	China	NANSHA NEW PT	FROZEN SEA BREAM FISH	17,082.00	430,872,128
3188	PT BAHARI SEJAHTERA PERTIWI	5-Mar	04.0-S-00178-2025	China	NANSHA NEW PT	FROZEN BIGEYE FISH	3,708.00	85,293,608
3189	PT. TRIDAYA JAYA MANUNGGAL	5-Mar	04.0-S-00179-2025	Australia	MELBOURNE	FROZEN KING SNAPPER PORTION	16,200.00	2,790,142,200
3190	PT. PANCA MITRA MULTIPERDANA - PLANT 2	6-Mar	04.0-S-00182-2025	United States	LOS ANGELES	FROZEN RAW SHRIMPS	16,344.00	2,769,696,000
3191	PT. AGROMINA WICAKSANA	6-Mar	04.0-S-00215-2025	United States	SAVANNAH,US	FROZEN SNAPPER FILLET NATURAL CO TREATED	142,556.00	128,157,840
3192	PT. EDMAR MANDIRI JAYA	6-Mar	04.0-S-00190-2025	Japan	SHIBUSHI	FROZEN SKIPJACK WHOLE ROUND	25,000.00	586,692,000
3193	PT. AGROMINA WICAKSANA	6-Mar	04.0-S-00213-2025	United States	SAVANNAH,US	FROZEN OCTOPUS BALL TYPE	1,458,702.00	638,143,296
3194	PT. GEMA ISTA RAYA	6-Mar	04.0-S-00235-2025	Timor-Leste	DILI	CANNED SARDINES	16,895.00	627,936,465
3195	PT. AGROMINA WICAKSANA	6-Mar	04.0-S-00216-2025	United States	SAVANNAH,US	Frozen King Fish Whole Round	142,556.00	128,158,000
3196	PT. TRI MITRA MAKMUR	6-Mar	04.0-S-00202-2025	Spain	VIGO	FROZEN PEELED ARGENTINA RED SHRIMP	17,820.00	3,632,214,016
3197	PT. HAKIKI DONARTA	6-Mar	04.0-S-00225-2025	Japan	YOKOHAMA	AGAR POWDER	1,000.00	228,158,000
3198	PT. HAKIKI DONARTA	6-Mar	04.0-S-00225-2025	Japan	YOKOHAMA	AGAR AGAR POWDER TYPE RA 700	2,000.00	472,612,992
3199	PT. HAKIKI DONARTA	6-Mar	04.0-S-00225-2025	Japan	YOKOHAMA	AGAR AGAR POWDER TYPE RA 1000	1,000.00	252,603,504
3200	CV. PESONA MANDIRI	6-Mar	04.0-S-00181-2025	Malaysia	KUCHING, SARAWAK	FROZEN BLACK POMFRET	13,717.50	631,690,880
3201	PT. ANEKA TUNA INDONESIA	6-Mar	04.0-S-00198-2025	United Kingdom (GB)	FELIXSTOWE	POUCHED TUNA	16,120.00	1,142,956,360
3202	PT. ANEKA TUNA INDONESIA	6-Mar	04.0-S-00199-2025	Australia	MELBOURNE	CANNED TUNA	13,406.40	1,779,981,134
3203	PT. ANEKA TUNA INDONESIA	6-Mar	04.0-S-00199-2025	Australia	MELBOURNE	SAMPLE OF CANNED TUNA	1.14	131,368
3204	PT. HAKIKI DONARTA	6-Mar	04.0-S-00212-2025	India	COCHIN	AGAR AGAR POWDER COMMERCIAL GRADE TYPE AGAROL 30	4,250.00	1,194,770,048
3205	PT. HAKIKI DONARTA	6-Mar	04.0-S-00212-2025	India	COCHIN	AGAR AGAR POWDER TYPE AGAROL 50	4,000.00	1,124,493,056
3206	PT. HAKIKI DONARTA	6-Mar	04.0-S-00212-2025	India	COCHIN	AGAR AGAR POWDER	2,000.00	436,759,616
3207	CV. Hokky Makmur	6-Mar	04.0-S-00251-2025	Malaysia	WESTPORT/PORT KLANG	FROZEN SPANISH MACKEREL	5,985.30	153,223,680
3208	PT. AMARTA CARRAGEENAN INDONESIA	6-Mar	04.0-S-00183-2025	United States	ROCKLAND	SRC (CARRAGEENAN KAPPA)	1.00	180,000
3209	PT. GEMA ISTA RAYA	6-Mar	04.0-S-00222-2025	Guinea	CONAKRY	Canned Sardines	40,626.00	1,415,369,214
3210	PT. ANEKA TUNA INDONESIA	6-Mar	04.0-S-00219-2025	Japan	TOMAKOMAI	CANNED TUNA	8,171.52	727,044,649
3211	PT. ANEKA TUNA INDONESIA	6-Mar	04.0-S-00214-2025	Japan	TOMAKOMAI	POUCHED TUNA	345.60	31,799,693
3212	PT. ANEKA TUNA INDONESIA	6-Mar	04.0-S-00184-2025	Japan	OSAKA	CANNED TUNA	7,633.92	729,413,422
3213	PT. ANEKA TUNA INDONESIA	6-Mar	04.0-S-00184-2025	Japan	OSAKA	CANNED TUNA	9,246.72	817,058,673
3214	PT. ANEKA TUNA INDONESIA	6-Mar	04.0-S-00206-2025	Japan	SHIMIZU	CANNED TUNA	12,096.00	1,057,674,240
3215	PT. ANEKA TUNA INDONESIA	6-Mar	04.0-S-00206-2025	Japan	SHIMIZU	CANNED TUNA	4,838.40	438,189,696
3216	PT. ANEKA TUNA INDONESIA	6-Mar	04.0-S-00206-2025	Japan	SHIMIZU	SAMPLE OF CANNED TUNA	1.47	146,249
3217	PT. ANEKA TUNA INDONESIA	6-Mar	04.0-S-00206-2025	Japan	SHIMIZU	SAMPLE OF CANNED TUNA	2.10	207,900
3218	CV. JAVA FISH	6-Mar	04.0-S-00185-2025	Hong Kong	HONG KONG	IKAN SWANGI	1,725.00	43,125,000
3219	CV. JAVA FISH	6-Mar	04.0-S-00185-2025	Hong Kong	HONG KONG	THREADFIN BLUE	700.00	24,500,000

No.	NAMA UPI	TERBIT HC	NO. HC MUTU	NEGARA TUJUAN	PEL. TUJUAN	NAMA PRODUK	VOLUME (KG)	NILAI (RP)
3220	CV. JAVA FISH	6-Mar	04.0-S-00185-2025	Hong Kong	HONG KONG	SILVER POMFRET	600.00	33,000,000
3221	CV. JAVA FISH	6-Mar	04.0-S-00185-2025	Hong Kong	HONG KONG	RED SNAPPER	50.00	2,250,000
3222	CV. JAVA FISH	6-Mar	04.0-S-00185-2025	Hong Kong	HONG KONG	SAND WHITING FISH	250.00	6,250,000
3223	CV. JAVA FISH	6-Mar	04.0-S-00185-2025	Hong Kong	HONG KONG	GROUPE	125.00	4,375,000
3224	CV. JAVA FISH	6-Mar	04.0-S-00185-2025	Hong Kong	HONG KONG	BARRAMUNDI SKIN ON	300.00	9,000,000
3225	CV. JAVA FISH	6-Mar	04.0-S-00189-2025	Hong Kong	HONG KONG	Hairtail	800.00	36,000,000
3226	CV. JAVA FISH	6-Mar	04.0-S-00189-2025	Hong Kong	HONG KONG	TENGGIRI	250.00	10,000,000
3227	CV. JAVA FISH	6-Mar	04.0-S-00187-2025	Hong Kong	HONG KONG	FRESH WHITE SHRIMP	620.00	31,000,000
3228	CV. JAVA FISH	6-Mar	04.0-S-00187-2025	Hong Kong	HONG KONG	FRESH TIGER SHRIMP	60.00	3,000,000
3229	CV. JAVA FISH	6-Mar	04.0-S-00187-2025	Hong Kong	HONG KONG	FRESH DOGOL SHRIMP	60.00	3,000,000
3230	CV. JAVA FISH	6-Mar	04.0-S-00187-2025	Hong Kong	HONG KONG	FRESH FLOWER SHRIMP	60.00	3,000,000
3231	PT Sekar Bumi Tbk	6-Mar	04.0-S-00193-2025	United States	LONG BEACH	VANNAMEI RAW PD TAIL ON IQF SHRIMP	4,536.00	651,358,080
3232	PT Sekar Bumi Tbk	6-Mar	04.0-S-00194-2025	United States	LONG BEACH	VANNAMEI RAW EZ PEEL IQF SHRIMP	6,350.40	933,314,365
3233	PT Sekar Bumi Tbk	6-Mar	04.0-S-00197-2025	United States	LONG BEACH	FROZEN VANNAMEI COOKED PD TAIL ON IQF SHRIMP	4,989.60	861,193,330
3234	PT Sekar Bumi Tbk	6-Mar	04.0-S-00239-2025	United States	NEW YORK	VANNAMEI RAW EZ PEEL IQF SHRIMP	19,967.50	2,090,202,720
3235	CV. PESONA MANDIRI	6-Mar	04.0-S-00195-2025	China	XIAMEN	FROZEN THREADFIN FISH	7,915.50	322,775,968
3236	CV. PESONA MANDIRI	6-Mar	04.0-S-00195-2025	China	XIAMEN	FROZEN RIBBON FISH	19,257.20	585,086,400
3237	CV. PESONA MANDIRI	6-Mar	04.0-S-00207-2025	China	MAWEI	FROZEN RIBBON FISH	1,529.40	45,010,240
3238	CV. PESONA MANDIRI	6-Mar	04.0-S-00207-2025	China	MAWEI	FROZEN THREADFIN FISH	13,934.10	534,503,232
3239	CV. PESONA MANDIRI	6-Mar	04.0-S-00207-2025	China	MAWEI	FROZEN CROAKER FISH	12,012.60	440,587,200
3240	PT Sekar Bumi Tbk	6-Mar	04.0-S-00240-2025	United States	SAVANNAH,US	VANNAMEI RAW PD TAIL ON IQF SHRIMP	14,859.94	2,003,864,480
3241	CV. PESONA MANDIRI	6-Mar	04.0-S-00201-2025	China	MAWEI	FROZEN SPANISH MACKEREL FISH	900.50	50,280,992
3242	CV. PESONA MANDIRI	6-Mar	04.0-S-00204-2025	China	XIAMEN	FROZEN THREADFIN FISH	6,874.70	254,397,664
3243	CV. PESONA MANDIRI	6-Mar	04.0-S-00204-2025	China	XIAMEN	FROZEN THREADFIN FISH	13,501.40	441,495,776
3244	CV. PESONA MANDIRI	6-Mar	04.0-S-00204-2025	China	XIAMEN	FROZEN RIBBON FISH	4,659.80	114,281,592
3245	CV. PESONA MANDIRI	6-Mar	04.0-S-00208-2025	China	XIAMEN	FROZEN SPANISH MACKEREL FISH	2,465.50	126,166,736
3246	PT BAHARI SEJAHTERA PERTIWI	6-Mar	04.0-S-00248-2025	China	NANSHA NEW PT	FROZEN LEATHERJACKET	5,355.00	539,911,936
3247	PT BAHARI SEJAHTERA PERTIWI	6-Mar	04.0-S-00248-2025	China	NANSHA NEW PT	FROZEN WHITESPOTTED CONGER FISH	6,665.80	218,263,488
3248	PT BAHARI SEJAHTERA PERTIWI	6-Mar	04.0-S-00248-2025	China	NANSHA NEW PT	FROZEN FOURFINGER THREADFIN FISH	2,259.70	99,957,640
3249	PT BAHARI SEJAHTERA PERTIWI	6-Mar	04.0-S-00249-2025	China	NANSHA NEW PT	Frozen Mackerel Fish	8,926.60	663,583,232
3250	PT. SEKAR KATOKICHI	6-Mar	04.0-S-00180-2025	United States	HOUSTON	Raw Breaded Aligned Butterfly Tail On Vannamei Shr	15,526.80	1,709,423,046
3251	PT. SEKAR KATOKICHI	6-Mar	04.0-S-00186-2025	Japan	KOBE	Frozen Breaded Shrimp	6,655.34	1,147,786,592
3252	PT. SUMBER MUTIARA SAMUDRA	6-Mar	04.0-S-00223-2025	United Arab Emirates	JEBEL ALI	CANNED SARDINES IN VEGETABLE OIL WITH CHILLI	20,000.00	829,440,000

No.	NAMA UPI	TERBIT HC	NO. HC MUTU	NEGARA TUJUAN	PEL. TUJUAN	NAMA PRODUK	VOLUME (KG)	NILAI (RP)
3253	PT. BANYUWANGI CANNERY INDONESIA	6-Mar	04.0-S-00221-2025	Albania	DURRES	CANNED TUNA	16,320.00	582,235,136
3254	PT. ANEKA TUNA INDONESIA	6-Mar	04.0-S-00192-2025	Chile	SAN ANTONIO	CANNED TUNA	58,060.80	3,393,769,882
3255	PT. BUMI MENARA INTERNUSA DAMPIT	6-Mar	04.0-S-00196-2025	United States	SAVANNAH,US	FROZEN SHRIMP	15,052.82	1,740,015,675
3256	PT. SEKAR LAUT, TBK.	6-Mar	04.0-S-00230-2025	Germany	HAMBURG	SHRIMP CRACKERS	15,600.00	742,060,800
3257	PT. SAMUDRA SEAFOOD PRODUCTS	6-Mar	04.0-S-00209-2025	United States	MIAMI	IQF RAW EZ PEEL WHITE SHRIMP	16,329.33	2,493,015,140
3258	CV. PASIFIC HARVEST	6-Mar	04.0-S-00210-2025	Cote D Ivoire (Ivory Coast)	TEMA	CANNED SARDINES	20,000.00	907,340,000
3259	PT. ANEKA TUNA INDONESIA	6-Mar	04.0-S-00200-2025	Japan	SHIMIZU	CANNED TUNA	37,632.00	3,284,934,912
3260	PT. GRAHAMAKMUR CIPTAPRATAMA	6-Mar	04.0-S-00205-2025	United States	NEW YORK	FROZEN RAW VANNAMEI PEELED DEVEINED TAIL ON	15,436.00	2,840,995,800
3261	PT. GRAHAMAKMUR CIPTAPRATAMA	6-Mar	04.0-S-00233-2025	United States	NEW YORK	FROZEN RAW VANNAMEI PEELED DEVEINED TAIL ON	15,436.00	2,649,080,012
3262	PT. HAKIKI DONARTA	6-Mar	04.0-S-00217-2025	India	COCHIN	AGAR AGAR POWDER	4,250.00	1,194,773,760
3263	PT. HAKIKI DONARTA	6-Mar	04.0-S-00217-2025	India	COCHIN	AGAR AGAR POWDER	4,000.00	1,124,489,984
3264	PT. HAKIKI DONARTA	6-Mar	04.0-S-00217-2025	India	COCHIN	AGAR AGAR POWDER	2,000.00	436,759,616
3265	PT. TRIDAYA JAYA MANUNGGAL	6-Mar	04.0-S-00236-2025	United States	MIAMI	FROZEN CRIMSON SNAPPER	4,040.60	739,801,535
3266	PT. TRIDAYA JAYA MANUNGGAL	6-Mar	04.0-S-00236-2025	United States	MIAMI	FROZEN SCARLET SNAPPER	4,517.30	790,934,057
3267	PT. TRIDAYA JAYA MANUNGGAL	6-Mar	04.0-S-00236-2025	United States	MIAMI	FROZEN GROUPER	1,411.94	337,762,875
3268	PT. ANEKA TUNA INDONESIA	6-Mar	04.0-S-00211-2025	Japan	YOKOHAMA	CANNED TUNA	6,021.12	574,420,869
3269	PT. ANEKA TUNA INDONESIA	6-Mar	04.0-S-00211-2025	Japan	YOKOHAMA	CANNED TUNA	10,940.16	966,585,016
3270	PT. PHILLIPS SEAFOODS INDONESIA	6-Mar	04.0-S-00224-2025	United States	BALTIMORE	PASTEURIZED BLUE SWIMMING CRABMEAT	6,973.44	609,174
3271	PT. ANEKA TUNA INDONESIA	6-Mar	04.0-S-00218-2025	Japan	SHIMIZU	CANNED TUNA	19,353.60	1,894,446,490
3272	PT Sekar Bumi Tbk	6-Mar	04.0-S-00229-2025	United States	NEW YORK	VANNAMEI RAW PD TAIL ON IQF SHRIMP	11,793.60	2,124,792,480
3273	PT. TRI MITRA MAKMUR	6-Mar	04.0-S-00228-2025	United States	NEW YORK	FROZEN RAW PINK SALMON FISH PORTION CUT	15,436.00	1,158,278,016
3274	PT Sekar Bumi Tbk	6-Mar	04.0-S-00227-2025	United States	NEW YORK	FROZEN VANNAMEI COOKED PD TAIL ON IQF SHRIMP	4,082.40	782,766,720
3275	PT. SAMUDRA KENCANA MINA	6-Mar	04.0-S-00238-2025	Italy	LIVORNO	FROZEN OCTOPUS	16,965.00	1,534,212,810
3276	PT. BUMI MENARA INTERNUSA DAMPIT	6-Mar	04.0-S-00234-2025	United States	SAVANNAH,US	Frozen Shrimp	15,962.64	1,249,874,712
3277	PT. Mulia Perikanan Indonesia	6-Mar	04.0-S-00242-2025	Singapore	SINGAPORE	FROZEN EMPEROR	3,177.00	95,310,000
3278	PT. Mulia Perikanan Indonesia	6-Mar	04.0-S-00242-2025	Singapore	SINGAPORE	FROZEN GROUPER	370.00	11,100,000
3279	CV. MARINA SEJAHTERA	6-Mar	04.0-S-00231-2025	Taiwan	TAIPEI	FRESH SPANISH MACKERELS	300.00	26,100,000
3280	PT. INDO LAUT JAYA	6-Mar	04.0-S-00246-2025	Malaysia	KUALA LUMPUR	Dried Sea Cucumber / Bintik	106.00	15,900,000
3281	PT. INDO LAUT JAYA	6-Mar	04.0-S-00246-2025	Malaysia	KUALA LUMPUR	DRIED SEA CUCUMBER	200.00	30,000,000
3282	PT. INDO LAUT JAYA	6-Mar	04.0-S-00246-2025	Malaysia	KUALA LUMPUR	DRIED SEA CUCUMBER	257.00	38,550,000
3283	PT. INDO LAUT JAYA	6-Mar	04.0-S-00246-2025	Malaysia	KUALA LUMPUR	Dried Sea Cucumber / Ugai	26.00	3,900,000
3284	PT. INDO LAUT JAYA	6-Mar	04.0-S-00246-2025	Malaysia	KUALA LUMPUR	Dried Sea Cucumber / Pisang	109.00	16,350,000
3285	PT. INDO LAUT JAYA	6-Mar	04.0-S-00246-2025	Malaysia	KUALA LUMPUR	DRIED SEA CUCUMBER	186.00	27,900,000
3286	PT. HAKIKI DONARTA	6-Mar	04.0-S-00244-2025	Korea (South)	BUSAN (EX PUSAN)	AGAR AGAR POWDER	2,000.00	423,721,984

No.	NAMA UPI	TERBIT HC	NO. HC MUTU	NEGARA TUJUAN	PEL. TUJUAN	NAMA PRODUK	VOLUME (KG)	NILAI (RP)
3287	PT. HAKIKI DONARTA	6-Mar	04.0-S-00244-2025	Korea (South)	BUSAN (EX PUSAN)	AGAR AGAR POWDER	2,000.00	440,019,008
3288	CV. Hokky Makmur	6-Mar	04.0-S-00245-2025	Malaysia	PORT KLANG (Pelabuhan Klang)	GIANT TRAVELLY	17,467.40	391,269,760
3289	CV. Hokky Makmur	6-Mar	04.0-S-00237-2025	Malaysia	PORT KLANG (Pelabuhan Klang)	IKAN TENGEK BEKU	25,487.30	5,196,819,690
3290	PT. Mulia Perikanan Indonesia	6-Mar	04.0-S-00241-2025	Singapore	SINGAPORE	IKAN LAYUR	260.00	3,900,000
3291	PT. Mulia Perikanan Indonesia	6-Mar	04.0-S-00241-2025	Singapore	SINGAPORE	FROZEN SPANISH MACKEREL	15,175.00	455,240,992
3292	PT. Mulia Perikanan Indonesia	6-Mar	04.0-S-00241-2025	Singapore	SINGAPORE	Frozen Indian Mackerel	4,970.00	99,400,000
3293	PT WINAROS KAWULA BAHARI	6-Mar	04.0-S-00243-2025	Japan	TOKYO	White Vannamei Nobashi Ebi	16,617.42	308,652,983
3294	PT. TRIDAYA JAYA MANUNGGAL	6-Mar	04.0-S-00252-2025	United States	MIAMI	FROZEN KINGFISH STEAKS	4,154.10	584,814,198
3295	PT. TRIDAYA JAYA MANUNGGAL	6-Mar	04.0-S-00252-2025	United States	MIAMI	FROZEN SWORDFISH	1,380.16	244,535,369
3296	PT. TRIDAYA JAYA MANUNGGAL	6-Mar	04.0-S-00253-2025	United States	MIAMI	FROZEN AAA YELLOWFIN TUNA	1,371.08	221,476,037
3297	PT BAHARI SEJAHTERA PERTIWI	6-Mar	04.0-S-00250-2025	China	NANSHA NEW PT	FROZEN BIGEYE FISH	21,978.00	608,804,800
3298	PT BAHARI SEJAHTERA PERTIWI	6-Mar	04.0-S-00250-2025	China	NANSHA NEW PT	FROZEN SEA BREAM FISH	1,872.00	39,774,816
3299	PT. NISON INDONESIA	6-Mar	04.0-S-00232-2025	Congo, Democratic Republic	DAR ES SALAAM	Canned Sardines	20,000.00	137,676,800
3300	PT. MEGA MARINE PRIDE	7-Mar	04.0-S-00311-2025	Korea (South)	BUSAN (EX PUSAN)	FROZEN RED ARGENTINA SHRIMP	17,320.00	3,262,502,912
3301	PT. TRI MITRA MAKMUR	7-Mar	04.0-S-00263-2025	Spain	VIGO	FROZEN PEELED ARGENTINA RED SHRIMP	17,820.00	3,579,212,800
3302	PT.CANDI JAYA AMERTA	7-Mar	04.0-S-00265-2025	Netherlands	ROTTERDAM	KERUPUK UDANG	17,340.00	921,168,320
3303	PT. BLUE OCEAN FOODS INDONESIA	7-Mar	04.0-S-00312-2025	Equatorial Guinea	MALABO	CANNED TUNA	15,984.00	1,032,294,672
3304	PT. SUKSES LAUTAN INDONESIA	7-Mar	04.0-S-00313-2025	United States	MIAMI	FROZEN GROUPER FILLET SKIN LESS	6,474.04	1,858,266,240
3305	PT. SUKSES LAUTAN INDONESIA	7-Mar	04.0-S-00313-2025	United States	MIAMI	FROZEN SCARLET SNAPPER FILLET SKIN ON	3,745.50	853,225,664
3306	PT. SUKSES LAUTAN INDONESIA	7-Mar	04.0-S-00313-2025	United States	MIAMI	Frozen Snapper Skin On	3,087.20	583,151,552
3307	PT. SUKSES LAUTAN INDONESIA	7-Mar	04.0-S-00297-2025	United States	MIAMI	FROZEN MAHI MAHI PORTION	5,802.12	744,218,688
3308	PT. SUKSES LAUTAN INDONESIA	7-Mar	04.0-S-00297-2025	United States	MIAMI	FROZEN MAHI MAHI PORTION	6,174.40	74,421,868,520
3309	PT LAUTINDO SYNERGY SEJAHTERA	7-Mar	04.0-S-00270-2025	Thailand	LAT KRABANG	FROZEN PRECOOKED SKIPJACK TUNA LOINS	22,240.00	1,493,549,440
3310	PT LAUTINDO SYNERGY SEJAHTERA	7-Mar	04.0-S-00270-2025	Thailand	LAT KRABANG	FROZEN PRECOOKED SKIPJACK TUNA SHREDDED	2,480.00	166,546,880
3311	CV. PASIFIC HARVEST	7-Mar	04.0-S-00268-2025	Suriname	PARAMARIBO	CANNED SARDINES	1,516.08	143,324,139
3312	PT. AGROMINA WICAKSANA	7-Mar	04.0-S-00306-2025	Lebanon	BEIRUT	FROZEN SQUID WHOLE ROUND	603.00	49,069,124
3313	PT. AGROMINA WICAKSANA	7-Mar	04.0-S-00306-2025	Lebanon	BEIRUT	FROZEN WHOLE GUTTED OCTOPUS	19,400.00	1,911,266,304
3314	PT. ANEKA TUNA INDONESIA	7-Mar	04.0-S-00309-2025	Australia	MELBOURNE	CANNED TUNA	26,203.20	2,622,075,614
3315	PT. ANEKA TUNA INDONESIA	7-Mar	04.0-S-00309-2025	Australia	MELBOURNE	SAMPLE OF CANNED TUNA	2.52	240,479
3316	PT. MEGA MARINE PRIDE	7-Mar	04.0-S-00326-2025	Korea (South)	BUSAN (EX PUSAN)	FROZEN RAW SHRIMPS	100.00	18,836,620
3317	PT. BARAMUDA BAHARI	7-Mar	04.0-S-00328-2025	United States	JACKSONVILLE	FROZEN COOK SHRIMPS	16,467.84	2,365,542,144
3318	PT. INTI LAUTAN FAJAR ABADI	7-Mar	04.0-S-00322-2025	Australia	BRISBANE	GOLDBAND SNAPPER	500.00	96,408,000
3319	PT. INTI LAUTAN FAJAR ABADI	7-Mar	04.0-S-00321-2025	Australia	BRISBANE	TROPICAL SNAPPER	420.00	54,815,040
3320	PT. INTI LAUTAN FAJAR ABADI	7-Mar	04.0-S-00287-2025	United States	MIAMI	FROZEN SNAPPER FILLET	0.79	190,849

No.	NAMA UPI	TERBIT HC	NO. HC MUTU	NEGARA TUJUAN	PEL. TUJUAN	NAMA PRODUK	VOLUME (KG)	NILAI (RP)
3321	PT. INTI LAUTAN FAJAR ABADI	7-Mar	04.0-S-00287-2025	United States	MIAMI	GOLDBAND SNAPPER	0.79	154,942
3322	PT. INTI LAUTAN FAJAR ABADI	7-Mar	04.0-S-00287-2025	United States	MIAMI	SWORDFISH	0.69	115,591
3323	PT. INTI LAUTAN FAJAR ABADI	7-Mar	04.0-S-00287-2025	United States	MIAMI	MAHI-MAHI	1.02	159,861
3324	PT. INTI LAUTAN FAJAR ABADI	7-Mar	04.0-S-00287-2025	United States	MIAMI	YELLOWFIN TUNA STEAK	0.79	139,202
3325	PT. PHILLIPS SEAFOODS INDONESIA	7-Mar	04.0-S-00293-2025	United States	BALTIMORE	FROZEN PASTEURIZED CRAB MEAT	4,717.44	848,540,085
3326	PT. ANEKA TUNA INDONESIA	7-Mar	04.0-S-00286-2025	Japan	SATSUMASENDAI	CANNED TUNA	8,064.00	723,115,008
3327	PT. SEKAR LAUT, TBK.	7-Mar	04.0-S-00318-2025	Hong Kong	HONG KONG	SHRIMP CRACKERS	1,710.00	150,775,830
3328	PT. PHILLIPS SEAFOODS INDONESIA	7-Mar	04.0-S-00298-2025	United States	BALTIMORE	FROZEN VALUE ADDED CRAB	7,573.68	2,858,443,158
3329	PT WINAROS KAWULA BAHARI	7-Mar	04.0-S-00296-2025	Japan	TOKYO	White Cooked Vannamei Frozen Shrimp	580.00	95,295,160
3330	PT WINAROS KAWULA BAHARI	7-Mar	04.0-S-00296-2025	Japan	TOKYO	White Vannamei Sushi Ebi	7,021.20	1,664,354,396
3331	PT LAUTINDO SYNERGY SEJAHTERA	7-Mar	04.0-S-00304-2025	Thailand	LAT KRABANG	FROZEN PRECOOKED SKIPJACK TUNA LOINS	44,480.00	2,987,098,880
3332	PT LAUTINDO SYNERGY SEJAHTERA	7-Mar	04.0-S-00304-2025	Thailand	LAT KRABANG	FROZEN PRECOOKED SKIPJACK TUNA SHREDDED	4,960.00	333,093,760
3333	PT LAUTINDO SYNERGY SEJAHTERA	7-Mar	04.0-S-00301-2025	Thailand	LAT KRABANG	FROZEN PRECOOKED ALBACORE LOINS	22,230.00	1,938,456,064
3334	PT LAUTINDO SYNERGY SEJAHTERA	7-Mar	04.0-S-00301-2025	Thailand	LAT KRABANG	FROZEN PRECOOKED ALBACORE SHREDDED	2,490.00	217,128,000
3335	PT. BUMI MENARA INTERNUSA DAMPIT	7-Mar	04.0-S-00264-2025	Germany	FRANKFURT/MAIN	FROZEN RAW SHRIMP	11.34	170,100
3336	PT. ANEKA TUNA INDONESIA	7-Mar	04.0-S-00323-2025	Jordan	AQABA (EL AKABA)	CANNED TUNA	15,504.00	914,844,528
3337	CV. PASIFIC HARVEST	7-Mar	04.0-S-00272-2025	Cameroon	BATA	CANNED SARDINES	40,500.00	1,727,065,152
3338	PT. ANEKA TUNA INDONESIA	7-Mar	04.0-S-00327-2025	United States	PORTLAND	FROZEN TUNA HEAD	21,600.00	200,448,000
3339	PT. PASIFIK HARVEST INDONESIA	7-Mar	04.0-S-00271-2025	Congo	POINTE NOIRE	CANNED SARDINES	81,187.50	3,462,125,651
3340	CV. JAVA FISH	7-Mar	04.0-S-00255-2025	Singapore	SINGAPORE	BARRAMUNDI SKIN ON	105.00	3,150,000
3341	CV. JAVA FISH	7-Mar	04.0-S-00255-2025	Singapore	SINGAPORE	FLATFISH	70.00	1,750,000
3342	CV. JAVA FISH	7-Mar	04.0-S-00255-2025	Singapore	SINGAPORE	Goldband Snapper	700.00	28,000,000
3343	CV. JAVA FISH	7-Mar	04.0-S-00255-2025	Singapore	SINGAPORE	GOLDEN SNAPPER	175.00	5,250,000
3344	CV. JAVA FISH	7-Mar	04.0-S-00255-2025	Singapore	SINGAPORE	GROUPEL	1,750.00	61,250,000
3345	CV. JAVA FISH	7-Mar	04.0-S-00255-2025	Singapore	SINGAPORE	RED SNAPPER	70.00	3,150,000
3346	CV. JAVA FISH	7-Mar	04.0-S-00255-2025	Singapore	SINGAPORE	SAND WHITING FISH	1,050.00	26,250,000
3347	CV. JAVA FISH	7-Mar	04.0-S-00255-2025	Singapore	SINGAPORE	SILVER POMFRET	2,800.00	154,000,000
3348	CV. JAVA FISH	7-Mar	04.0-S-00255-2025	Singapore	SINGAPORE	THREADFIN BLUE	2,310.00	80,850,000
3349	CV. JAVA FISH	7-Mar	04.0-S-00255-2025	Singapore	SINGAPORE	FRESH LEATHER JACKET FISH	70.00	2,450,000
3350	CV. JAVA FISH	7-Mar	04.0-S-00260-2025	Singapore	SINGAPORE	Hairtail	1,150.00	51,750,000
3351	CV. JAVA FISH	7-Mar	04.0-S-00260-2025	Singapore	SINGAPORE	TENGGIRI	1,500.00	60,000,000
3352	CV. JAVA FISH	7-Mar	04.0-S-00262-2025	Singapore	SINGAPORE	FRESH WHITE SHRIMP	3,120.00	156,000,000
3353	CV. JAVA FISH	7-Mar	04.0-S-00262-2025	Singapore	SINGAPORE	SLIPPER LOBSTER	100.00	6,000,000
3354	PT. BUMI MENARA INTERNUSA DAMPIT	7-Mar	04.0-S-00282-2025	Canada	VANCOUVER	Frozen Shrimp	13,942.34	1,212,425,886
3355	PT. BUMI MENARA INTERNUSA DAMPIT	7-Mar	04.0-S-00269-2025	Canada	MONTREAL	FROZEN RAW SHRIMP	15,436.00	2,333,244,016

No.	NAMA UPI	TERBIT HC	NO. HC MUTU	NEGARA TUJUAN	PEL. TUJUAN	NAMA PRODUK	VOLUME (KG)	NILAI (RP)
3356	CV. JAVA FISH	7-Mar	04.0-S-00310-2025	Singapore	SINGAPORE	BARRAMUNDI SKIN ON	105.00	3,150,000
3357	CV. JAVA FISH	7-Mar	04.0-S-00310-2025	Singapore	SINGAPORE	FLATFISH	70.00	1,750,000
3358	CV. JAVA FISH	7-Mar	04.0-S-00310-2025	Singapore	SINGAPORE	Goldband Snapper	700.00	28,000,000
3359	CV. JAVA FISH	7-Mar	04.0-S-00310-2025	Singapore	SINGAPORE	GOLDEN SNAPPER	175.00	5,250,000
3360	CV. JAVA FISH	7-Mar	04.0-S-00310-2025	Singapore	SINGAPORE	GROUPEL	1,750.00	61,250,000
3361	CV. JAVA FISH	7-Mar	04.0-S-00310-2025	Singapore	SINGAPORE	RED SNAPPER	70.00	3,150,000
3362	CV. JAVA FISH	7-Mar	04.0-S-00310-2025	Singapore	SINGAPORE	SAND WHITING FISH	1,050.00	26,250,000
3363	CV. JAVA FISH	7-Mar	04.0-S-00310-2025	Singapore	SINGAPORE	SILVER POMFRET	2,800.00	154,000,000
3364	CV. JAVA FISH	7-Mar	04.0-S-00310-2025	Singapore	SINGAPORE	THREADFIN BLUE	2,450.00	85,750,000
3365	CV. JAVA FISH	7-Mar	04.0-S-00310-2025	Singapore	SINGAPORE	FRESH LEATHER JACKET FISH	70.00	2,450,000
3366	CV. JAVA FISH	7-Mar	04.0-S-00258-2025	Singapore	SINGAPORE	Hairtail	925.00	41,625,000
3367	CV. JAVA FISH	7-Mar	04.0-S-00258-2025	Singapore	SINGAPORE	TENGGIRI	1,500.00	60,000,000
3368	CV. JAVA FISH	7-Mar	04.0-S-00266-2025	Singapore	SINGAPORE	FRESH WHITE SHRIMP	3,240.00	162,000,000
3369	CV. JAVA FISH	7-Mar	04.0-S-00266-2025	Singapore	SINGAPORE	SLIPPER LOBSTER	100.00	6,000,000
3370	CV. PESONA MANDIRI	7-Mar	04.0-S-00277-2025	China	NANSHA	FROZEN EMPEROR FISH	5,504.90	116,874,256
3371	CV. PESONA MANDIRI	7-Mar	04.0-S-00277-2025	China	NANSHA	FROZEN MALABAR SNAPPER	10,090.60	490,368,160
3372	CV. PESONA MANDIRI	7-Mar	04.0-S-00277-2025	China	NANSHA	FROZEN BLACK POMFRET	2,008.80	58,576,608
3373	CV. PESONA MANDIRI	7-Mar	04.0-S-00277-2025	China	NANSHA	FROZEN THREADFIN FISH	7,570.60	283,961,696
3374	CV. PESONA MANDIRI	7-Mar	04.0-S-00292-2025	China	NANSHA	FROZEN SPANISH MACKEREL FISH	1,085.90	55,021,356
3375	PT. SURYA ALAM TUNGGAL	7-Mar	04.0-S-00256-2025	Canada	VANCOUVER	RAW HEADLESS EASY PEELED VANNAMEI	13,426.47	1,590,741,313
3376	PT. BUMI MENARA INTERNUSA DAMPIT	7-Mar	04.0-S-00254-2025	United States	LOS ANGELES	FROZEN VALUE ADDED SHRIMP	14,636.96	1,400,727,798
3377	PT. SOUTHERN MARINE PRODUCTS	7-Mar	04.0-S-00288-2025	Singapore	SINGAPORE CONTAINER TERMINAL	FROZEN FISH PASTE	20,000.00	1,000,000,000
3378	PT Sekar Bumi Tbk	7-Mar	04.0-S-00274-2025	United States	CHICAGO	VANNAMEI RAW EZ PEEL IQF SHRIMP	14,696.64	1,853,613,600
3379	PT Sekar Bumi Tbk	7-Mar	04.0-S-00303-2025	Puerto Rico	SAN JUAN	VANNAMEI RAW PD TAIL ON IQF SHRIMP	16,329.60	2,379,482,190
3380	PT. BEE JAY SEAFOOD	7-Mar	04.0-S-00314-2025	Australia	MELBOURNE	Flake Fillets	5,900.00	786,605,888
3381	CV. MARINA SEJAHTERA	7-Mar	04.0-S-00294-2025	Taiwan	TAIPEI	FRESH SPANISH MACKERELS	150.00	13,050,000
3382	CV. MARINA SEJAHTERA	7-Mar	04.0-S-00294-2025	Taiwan	TAIPEI	FRESH BELT FISH	250.00	16,250,000
3383	PT. GRAHAMAKMUR CIPTAPRATAMA	7-Mar	04.0-S-00325-2025	United States	NEW YORK	FROZEN RAW VANNAMEI PEELED DEVEINED TAIL ON	15,436.00	2,629,399,112
3384	PT. BEE JAY SEAFOOD	7-Mar	04.0-S-00276-2025	Australia	MELBOURNE	Bug Meat	288.00	121,644,648
3385	PT. BANYUWANGI CANNERY INDONESIA	7-Mar	04.0-S-00275-2025	Syria	LATAKIA	CANNED TUNA	16,320.00	1,042,997,632
3386	PT. GEMA ISTA RAYA	7-Mar	04.0-S-00283-2025	Chad	N'DJAMENA	CANNED SARDINES	0.50	13,000
3387	PT. BUMI MENARA INTERNUSA DAMPIT	7-Mar	04.0-S-00281-2025	United States	NORFOLK	FROZEN VALUE ADDED SEAFOOD PRODUCT	14,562.50	1,474,671,563
3388	PT. SURYA ALAM TUNGGAL	7-Mar	04.0-S-00324-2025	Canada	MONTREAL	RAW & PEELED VANNAMEI	7,711.15	935,439,607
3389	PT. SURYA ALAM TUNGGAL	7-Mar	04.0-S-00324-2025	Canada	MONTREAL	RAW HEADLESS VANNAMEI	7,711.15	886,550,916
3390	PT. BEE JAY SEAFOOD	7-Mar	04.0-S-00273-2025	Australia	MELBOURNE	Goldband Snapper	2,300.00	435,745,696
3391	PT. BEE JAY SEAFOOD	7-Mar	04.0-S-00273-2025	Australia	MELBOURNE	Sp Emperor	720.00	105,700,928

No.	NAMA UPI	TERBIT HC	NO. HC MUTU	NEGARA TUJUAN	PEL. TUJUAN	NAMA PRODUK	VOLUME (KG)	NILAI (RP)
3392	PT. BEE JAY SEAFOOD	7-Mar	04.0-S-00273-2025	Australia	MELBOURNE	SWEETLIP	360.00	51,669,448
3393	PT. BEE JAY SEAFOOD	7-Mar	04.0-S-00273-2025	Australia	MELBOURNE	Tropical Snapper	360.00	40,449,800
3394	CV. PASIFIC HARVEST	7-Mar	04.0-S-00278-2025	Gabon	LIBREVILLE	CANNED SARDINES	20,625.00	886,875,000
3395	PT. PHILLIPS SEAFOODS INDONESIA	7-Mar	04.0-S-00302-2025	United States	BALTIMORE	CUMI	1,905.60	359,213,222
3396	PT. MULTI PRAWN INDONESIA	7-Mar	04.0-S-00280-2025	Japan	TOKYO	FROZEN SHRIMP	15,282.00	2,579,617,792
3397	PT. BLUE OCEAN FOODS INDONESIA	7-Mar	04.0-S-00300-2025	Mali	DAKAR	CANNED SARDINES	20,250.00	824,053,500
3398	PT. SAMUDRA KENCANA MINA	7-Mar	04.0-S-00299-2025	Vietnam	HO CHI MINH CITY	FROZEN SQUID	26,108.70	1,536,601,430
3399	PT. PANCA MITRA MULTIPERDANA	7-Mar	04.0-S-00305-2025	United States	CHICAGO	FROZEN RAW SHRIMPS	15,890.00	315,587,318
3400	CV. SINAR TIRTA	8-Mar	04.0-S-00364-2025	Taiwan	KAOHSIUNG	FROZEN CUTTLEFISH WHOLE CLEAN	8,168.00	343,056,000
3401	CV. SINAR TIRTA	8-Mar	04.0-S-00364-2025	Taiwan	KAOHSIUNG	FROZEN CUTTLEFISH WING	936.00	31,449,600
3402	CV. SINAR TIRTA	8-Mar	04.0-S-00364-2025	Taiwan	KAOHSIUNG	FROZEN CUTTLEFISH HEAD	4,476.00	150,393,600
3403	CV. SINAR TIRTA	8-Mar	04.0-S-00364-2025	Taiwan	KAOHSIUNG	FROZEN SOFT SQUID SKIN LESS	108.00	6,048,000
3404	CV. SINAR TIRTA	8-Mar	04.0-S-00364-2025	Taiwan	KAOHSIUNG	FROZEN SOFT SQUID	144.00	8,064,000
3405	CV. SINAR TIRTA	8-Mar	04.0-S-00364-2025	Taiwan	KAOHSIUNG	FROZEN SQUID	300.00	15,960,000
3406	PT. INTI LAUTAN FAJAR ABADI	8-Mar	04.0-S-00357-2025	United States	NEW YORK	Golden Snapper	146.42	36,579,669
3407	PT. INTI LAUTAN FAJAR ABADI	8-Mar	04.0-S-00357-2025	United States	NEW YORK	SNAPPER	7,999.48	1,998,486,090
3408	PT. INTI LAUTAN FAJAR ABADI	8-Mar	04.0-S-00357-2025	United States	NEW YORK	SNAPPER	967.02	241,587,706
3409	PT. INTI LAUTAN FAJAR ABADI	8-Mar	04.0-S-00356-2025	United States	NEW YORK	GROUPE	2,811.17	843,663,040
3410	PT. INTI LAUTAN FAJAR ABADI	8-Mar	04.0-S-00355-2025	United States	NEW YORK	SNAPPER	2,860.20	578,449,708
3411	PT. INTI LAUTAN FAJAR ABADI	8-Mar	04.0-S-00353-2025	United States	NEW YORK	MAHI SIDES	844.44	112,836,606
3412	PT. INTI LAUTAN FAJAR ABADI	8-Mar	04.0-S-00340-2025	Australia	BRISBANE	EMPEROR	1,500.00	228,970,144
3413	PT. INTI LAUTAN FAJAR ABADI	8-Mar	04.0-S-00339-2025	Australia	BRISBANE	RED EMPEROR	1,835.00	411,475,648
3414	PT. INTI LAUTAN FAJAR ABADI	8-Mar	04.0-S-00341-2025	Australia	BRISBANE	CORAL TROUT	575.00	33,421,300
3415	PT. INTI LAUTAN FAJAR ABADI	8-Mar	04.0-S-00342-2025	Australia	BRISBANE	PEARL PERCH	1,240.00	189,281,040
3416	PT. INTI LAUTAN FAJAR ABADI	8-Mar	04.0-S-00343-2025	Australia	BRISBANE	YELLOWFIN TUNA	1,200.00	212,688,000
3417	PT BAHARI SEJAHTERA PERTIWI	8-Mar	04.0-S-00362-2025	China	NANSHA NEW PT	FROZEN BIGEYE FISH	13,068.00	378,390,048
3418	PT BAHARI SEJAHTERA PERTIWI	8-Mar	04.0-S-00361-2025	China	NANSHA NEW PT	Frozen Mackerel Fish	10,349.20	712,882,176
3419	PT. SEKAR LAUT, TBK.	8-Mar	04.0-S-00360-2025	Malaysia	PENANG	SHRIMP CHILI PASTE	2,021.70	135,575,202
3420	PT. Berkah Aneka Laut	8-Mar	04.0-S-00336-2025	Malaysia	PENANG	FROZEN BLACK JEW FISH	9,348.80	10,373,000
3421	PT. Berkah Aneka Laut	8-Mar	04.0-S-00336-2025	Malaysia	PENANG	FROZEN THREADFIN	18,358.80	26,908,000
3422	PT WINAROS KAWULA BAHARI	8-Mar	04.0-S-00334-2025	United States	LOS ANGELES	White Vannamei Sushi Ebi	9,201.40	2,490,515,334
3423	PT WINAROS KAWULA BAHARI	8-Mar	04.0-S-00334-2025	United States	LOS ANGELES	White Vannamei Ebishin (Broken)	5,880.00	1,079,232,840
3424	CV. PESONA MANDIRI	8-Mar	04.0-S-00331-2025	China	MAWEI	FROZEN RIBBON FISH	5,447.00	133,587,672
3425	CV. PESONA MANDIRI	8-Mar	04.0-S-00331-2025	China	MAWEI	FROZEN THREADFIN FISH	14,064.30	510,493,280
3426	CV. PESONA MANDIRI	8-Mar	04.0-S-00331-2025	China	MAWEI	FROZEN PAMPANO FISH	8,064.90	146,118,976
3427	CV. PESONA MANDIRI	8-Mar	04.0-S-00331-2025	China	MAWEI	FROZEN LEATHER JACKET FISH	759.30	31,036,388
3428	PT. MULTI PRAWN INDONESIA	8-Mar	04.0-S-00344-2025	Japan	OSAKA	FROZEN SHRIMP	14,594.40	2,581,524,992
3429	PT. VARIA NIAGA NUSANTARA	8-Mar	04.0-S-00352-2025	Dominican Republic	CAUCEDO	FROZEN SCARLET SNAPPER	12,723.40	1,244,999,936
3430	PT. VARIA NIAGA NUSANTARA	8-Mar	04.0-S-00352-2025	Dominican Republic	CAUCEDO	FROZEN FILETE DE SCARLET SNAPPER	12,205.93	1,750,000,000

No.	NAMA UPI	TERBIT HC	NO. HC MUTU	NEGARA TUJUAN	PEL. TUJUAN	NAMA PRODUK	VOLUME (KG)	NILAI (RP)
3431	PT. VARIA NIAGA NUSANTARA	8-Mar	04.0-S-00345-2025	United Kingdom (GB)	FELIXSTOWE	FROZEN TUNA TONGGOL WHOLE ROUND	3,400.00	107,624,792
3432	PT. ANEKA TUNA INDONESIA	8-Mar	04.0-S-00335-2025	Australia	MELBOURNE	CANNED TUNA	26,812.80	2,792,284,992
3433	PT. ANEKA TUNA INDONESIA	8-Mar	04.0-S-00335-2025	Australia	MELBOURNE	SAMPLE OF CANNED TUNA	1.43	102,736
3434	PT. SURYA ALAM TUNGGAL	8-Mar	04.0-S-00346-2025	United States	NEW YORK	RAW HEADLESS EASY PEELED VANNAMEI	14,968.70	1,852,646,062
3435	PT. VARIA NIAGA NUSANTARA	8-Mar	04.0-S-00349-2025	United Kingdom (GB)	FELIXSTOWE	FROZEN BARRAMUNDI HEADLESS GUTTED SCALED	3,780.00	269,987,264
3436	PT. VARIA NIAGA NUSANTARA	8-Mar	04.0-S-00349-2025	United Kingdom (GB)	FELIXSTOWE	FROZEN EMPEROR WHOLE GUTTED SCALED	2,800.00	134,084,576
3437	PT. VARIA NIAGA NUSANTARA	8-Mar	04.0-S-00348-2025	United Kingdom (GB)	FELIXSTOWE	FROZEN YELLOWFIN TUNA HEADLESS GUTTED	2,010.00	117,461,984
3438	PT. VARIA NIAGA NUSANTARA	8-Mar	04.0-S-00351-2025	United Kingdom (GB)	FELIXSTOWE	FROZEN MILKFISH WR	3,172.00	102,982,152
3439	PT. VARIA NIAGA NUSANTARA	8-Mar	04.0-S-00351-2025	United Kingdom (GB)	FELIXSTOWE	FROZEN CATFISH WHOLE GUTTED	4,800.00	136,357,200
3440	PT. SEKAR LAUT, TBK.	8-Mar	04.0-S-00359-2025	Malaysia	PENANG	FISH CHILI PASTE	180.00	6,500,520
3441	PT. TRIDAYA JAYA MANUNGGAL	8-Mar	04.0-S-00330-2025	United States	NEW YORK	INDONESIAN IQF WHOLE OCTOPUS	21,111.00	1,848,774,714
3442	CV. MARINA SEJAHTERA	8-Mar	04.0-S-00338-2025	China	XIAMEN	FRESH BELT FISH	4,500.00	211,500,000
3443	CV. SINAR TIRTA	8-Mar	04.0-S-00363-2025	Taiwan	KAOHSIUNG	FROZEN WHITE POMFRET FISH	800.00	54,040,000
3444	CV. SINAR TIRTA	8-Mar	04.0-S-00363-2025	Taiwan	KAOHSIUNG	FROZEN GROUPER FISH FILLET	264.00	22,176,000
3445	CV. SINAR TIRTA	8-Mar	04.0-S-00363-2025	Taiwan	KAOHSIUNG	FROZEN PARROT FISH FILLET	1,356.00	66,444,000
3446	CV. SINAR TIRTA	8-Mar	04.0-S-00363-2025	Taiwan	KAOHSIUNG	FROZEN LEATHER JACKET	216.00	3,024,000
3447	CV. SINAR TIRTA	8-Mar	04.0-S-00363-2025	Taiwan	KAOHSIUNG	FROZEN BLACK POMFRET	1,390.00	33,082,000
3448	CV. SINAR TIRTA	8-Mar	04.0-S-00363-2025	Taiwan	KAOHSIUNG	FROZEN SNAPPER KOB	245.00	4,116,000
3449	CV. SINAR TIRTA	8-Mar	04.0-S-00363-2025	Taiwan	KAOHSIUNG	FROZEN SILVER WHITE CROAKER	994.00	16,699,200
3450	CV. MARINA SEJAHTERA	8-Mar	04.0-S-00350-2025	United States	LOS ANGELES	FROZEN OCTOPUS FLOWER TYPE	985.50	211,500,000
3451	CV. MARINA SEJAHTERA	8-Mar	04.0-S-00350-2025	United States	LOS ANGELES	FROZEN OCTOPUS BALLTYPE	11,610.00	180,950,000
3452	CV. MARINA SEJAHTERA	8-Mar	04.0-S-00350-2025	United States	LOS ANGELES	FROZEN OCTOPUS YUCATECA	3,816.00	380,596,000
3453	PT. SURYA ALAM TUNGGAL	8-Mar	04.0-S-00358-2025	Canada	CALGARY	RAW HEADLESS VANNAMEI	16,329.49	2,406,232,064
3454	PT Sekar Bumi Tbk	8-Mar	04.0-S-00354-2025	United States	LOS ANGELES	VANNAMEI RAW PD TAIL OFF IQF SHRIMP	5.10	15,500
3455	PT. BARAMUDA BAHARI	10-Mar	04.0-S-00406-2025	United States	JACKSONVILLE	FROZEN COOK SHRIMPS	16,467.84	2,380,928,256
3456	PT. ANEKA TUNA INDONESIA	10-Mar	04.0-S-00383-2025	Chile	SAN ANTONIO	CANNED TUNA	58,060.80	3,393,769,882
3457	PT. SAMUDRA SEAFOOD PRODUCTS	10-Mar	04.0-S-00367-2025	United States	LOS ANGELES	IQF COOKED PEELED DEVEINED TAIL ON WHITE SHRIMP	15,875.73	2,431,749,067
3458	PT. ANEKA TUNA INDONESIA	10-Mar	04.0-S-00399-2025	Jordan	AQABA (EL AKABA)	CANNED TUNA	62,016.00	3,903,349,056
3459	PT. ANEKA TUNA INDONESIA	10-Mar	04.0-S-00382-2025	Saudi Arabia	AD DAMMAM	CANNED TUNA	53,222.40	3,557,012,659
3460	PT. ANEKA TUNA INDONESIA	10-Mar	04.0-S-00381-2025	Saudi Arabia	AD DAMMAM	CANNED TUNA	19,420.80	987,780,730
3461	PT. BARAMUDA BAHARI	10-Mar	04.0-S-00401-2025	United States	LOS ANGELES	FROZEN RAW SHRIMPS	14,395.90	2,183,670,883
3462	PT. ANEKA TUNA INDONESIA	10-Mar	04.0-S-00400-2025	Jordan	AQABA (EL AKABA)	CANNED TUNA	62,016.00	3,659,378,112
3463	PT. ANEKA TUNA INDONESIA	10-Mar	04.0-S-00404-2025	Saudi Arabia	AD DAMMAM	CANNED TUNA	77,683.20	3,704,168,026

No.	NAMA UPI	TERBIT HC	NO. HC MUTU	NEGARA TUJUAN	PEL. TUJUAN	NAMA PRODUK	VOLUME (KG)	NILAI (RP)
3464	PT. SAMUDRA SEAFOOD PRODUCTS	10-Mar	04.0-S-00369-2025	Canada	MONTREAL	IQF RAW PEELED DEVEINED TAIL ON WHITE SHRIMP	15,422.14	2,230,812,551
3465	PT. SURYA ALAM TUNGGAL	10-Mar	04.0-S-00395-2025	Japan	TOKYO	RAW PEELED WHITE VANNAMEI	10,500.00	1,437,303,000
3466	PT. SAMUDRA SEAFOOD PRODUCTS	10-Mar	04.0-S-00366-2025	United States	LOS ANGELES	IQF COOKED PEELED DEVEINED TAIL ON WHITE SHRIMP	15,875.73	2,891,033,936
3467	PT. SURYA ALAM TUNGGAL	10-Mar	04.0-S-00391-2025	Japan	TOKYO	Raw Headless Black Tiger	10,800.00	1,854,630,000
3468	PT. SAMUDRA SEAFOOD PRODUCTS	10-Mar	04.0-S-00368-2025	United States	LOS ANGELES	IQF COOKED PEELED DEVEINED TAIL ON WHITE SHRIMP	15,422.14	2,190,622,454
3469	PT. SURYA ADIKUMALA ABADI	10-Mar	04.0-S-00371-2025	United States	MIAMI	Cooked Peeled Vannamei	16,329.49	2,305,985,260
3470	PT. SURYA ALAM TUNGGAL	10-Mar	04.0-S-00389-2025	United States	LOS ANGELES	Raw Peeled Black Tiger	15,875.90	3,829,584,598
3471	PT LAUTINDO SYNERGY SEJAHTERA	10-Mar	04.0-S-00373-2025	Japan	SENDAI, MIYAGI	FROZEN PRECOOKED YELLOWFIN TUNA LOINS	24,000.00	2,308,080,128
3472	PT LAUTINDO SYNERGY SEJAHTERA	10-Mar	04.0-S-00373-2025	Japan	SENDAI, MIYAGI	FROZEN PRECOOKED BIG EYE LOINS	20.00	1,499,600
3473	PT. SURYA ALAM TUNGGAL	10-Mar	04.0-S-00379-2025	United States	JACKSONVILLE	RAW HEADLESS EASY PEELED VANNAMEI	15,875.90	1,912,982,446
3474	CV. JAVA FISH	10-Mar	04.0-S-00392-2025	Hong Kong	HONG KONG	IKAN SWANGI	1,600.00	40,000,000
3475	CV. JAVA FISH	10-Mar	04.0-S-00392-2025	Hong Kong	HONG KONG	THREADFIN BLUE	700.00	24,500,000
3476	CV. JAVA FISH	10-Mar	04.0-S-00392-2025	Hong Kong	HONG KONG	SILVER POMFRET	600.00	33,000,000
3477	CV. JAVA FISH	10-Mar	04.0-S-00392-2025	Hong Kong	HONG KONG	RED SNAPPER	50.00	2,250,000
3478	CV. JAVA FISH	10-Mar	04.0-S-00392-2025	Hong Kong	HONG KONG	SAND WHITING FISH	250.00	6,250,000
3479	CV. JAVA FISH	10-Mar	04.0-S-00392-2025	Hong Kong	HONG KONG	GROUPE	125.00	4,375,000
3480	CV. JAVA FISH	10-Mar	04.0-S-00392-2025	Hong Kong	HONG KONG	BARRAMUNDI SKIN ON	300.00	9,000,000
3481	CV. JAVA FISH	10-Mar	04.0-S-00384-2025	Hong Kong	HONG KONG	Hairtail	720.00	32,400,000
3482	CV. JAVA FISH	10-Mar	04.0-S-00384-2025	Hong Kong	HONG KONG	TENGGIRI	250.00	10,000,000
3483	CV. JAVA FISH	10-Mar	04.0-S-00378-2025	Hong Kong	HONG KONG	FRESH WHITE SHRIMP	840.00	42,000,000
3484	CV. JAVA FISH	10-Mar	04.0-S-00378-2025	Hong Kong	HONG KONG	FRESH TIGER SHRIMP	60.00	3,000,000
3485	CV. JAVA FISH	10-Mar	04.0-S-00378-2025	Hong Kong	HONG KONG	FRESH DOGOL SHRIMP	60.00	3,000,000
3486	CV. JAVA FISH	10-Mar	04.0-S-00378-2025	Hong Kong	HONG KONG	FRESH FLOWER SHRIMP	60.00	3,000,000
3487	PT. SEKAR LAUT, TBK.	10-Mar	04.0-S-00411-2025	Korea (South)	BUSAN (EX PUSAN)	SHRIMP CRACKERS	13,940.00	590,874,780
3488	PT LAUTINDO SYNERGY SEJAHTERA	10-Mar	04.0-S-00372-2025	Thailand	LAT KRABANG	FROZEN PRECOOKED SKIPJACK TUNA LOINS	44,480.00	2,932,120,064
3489	PT LAUTINDO SYNERGY SEJAHTERA	10-Mar	04.0-S-00372-2025	Thailand	LAT KRABANG	FROZEN PRECOOKED SKIPJACK TUNA SHREDDED	4,960.00	326,963,200
3490	PT. SAMUDRA SEAFOOD PRODUCTS	10-Mar	04.0-S-00370-2025	United States	LOS ANGELES	IQF RAW PEELED DEVEINED TAIL ON WHITE SHRIMP	15,875.73	2,464,548,325
3491	PT LAUTINDO SYNERGY SEJAHTERA	10-Mar	04.0-S-00377-2025	Thailand	LAT KRABANG	FROZEN PRECOOKED SKIPJACK TUNA LOINS	44,480.00	2,946,355,200
3492	PT LAUTINDO SYNERGY SEJAHTERA	10-Mar	04.0-S-00377-2025	Thailand	LAT KRABANG	FROZEN PRECOOKED SKIPJACK TUNA SHREDDED	4,960.00	328,550,400
3493	PT. ANEKA TUNA INDONESIA	10-Mar	04.0-S-00386-2025	United Arab Emirates	SHARJAH	CANNED TUNA	2.19	59,999
3494	PT. SEKAR KATOKICHI	10-Mar	04.0-S-00388-2025	United States	HOUSTON	Raw Breaded Aligned Butterfly Tail On Vannamei Shr	15,526.80	1,709,423,046
3495	PT. ISTANA CIPTA SEMBADA	10-Mar	04.0-S-00376-2025	Japan	TOKYO	RAW PEELED VANNAMEI	19,440.00	2,369,794,320

No.	NAMA UPI	TERBIT HC	NO. HC MUTU	NEGARA TUJUAN	PEL. TUJUAN	NAMA PRODUK	VOLUME (KG)	NILAI (RP)
3496	PT WINAROS KAWULA BAHARI	10-Mar	04.0-S-00396-2025	Japan	NARITA APT/TOKYO	White Vannamei Nobashi Ebi	5.78	944,221
3497	PT. REX CANNING	10-Mar	04.0-S-00380-2025	United States	MIAMI	CANNED SNAIL IN BRINE	16,218.00	1,468,345,284
3498	CV. PASIFIC HARVEST	10-Mar	04.0-S-00374-2025	Suriname	PARAMARIBO	CANNED SARDINES	1,516.08	61,087,411
3499	PT. FUYUAN BIOLOGI TECHNOLOGY	10-Mar	04.0-S-00408-2025	Japan	HANEDA APT/TOKYO	AGAR AGAR	1.00	32,590
3500	PT. AMARTA CARRAGEENAN INDONESIA	10-Mar	04.0-S-00405-2025	Australia	DANDENONG	SRC (CARRAGEENAN KAPPA)	3.00	180,000
3501	PT. BUMI MENARA INTERNUSA DAMPIT	10-Mar	04.0-S-00385-2025	United States	NEW YORK	Frozen Shrimp	14,755.00	1,478,834,630
3502	PT. BUMI MENARA INTERNUSA DAMPIT	10-Mar	04.0-S-00390-2025	United States	SAVANNAH,US	Frozen Shrimp	14,709.60	1,698,179,191
3503	PT. BUMI MENARA INTERNUSA DAMPIT	10-Mar	04.0-S-00393-2025	United States	SAVANNAH,US	Frozen Shrimp	14,856.70	1,756,819,632
3504	CV. PASIFIC HARVEST	10-Mar	04.0-S-00394-2025	Guinea	FREETOWN	CANNED SARDINES	42,187.50	1,769,976,563
3505	PT Sekar Bumi Tbk	10-Mar	04.0-S-00409-2025	United States	CHICAGO	FROZEN VANNAMEI COOKED PD TAIL ON IQF SHRIMP	14,696.64	2,489,836,800
3506	PT. PHILLIPS SEAFOODS INDONESIA	10-Mar	04.0-S-00397-2025	United States	BALTIMORE	FROZEN VALUE ADDED CRAB	8,058.24	2,995,908,584
3507	PT. GEMA ISTA RAYA	10-Mar	04.0-S-00402-2025	Cote D Ivoire (Ivory Coast)	ABIDJAN	CANNED SARDINES	60,939.00	2,091,365,541
3508	PT. PHILLIPS SEAFOODS INDONESIA	10-Mar	04.0-S-00398-2025	United States	BALTIMORE	FROZEN VALUE ADDED SQUID	2,986.00	568,062,612
3509	PT Sekar Bumi Tbk	10-Mar	04.0-S-00410-2025	United States	CHICAGO	FROZEN VANNAMEI COOKED PD TAIL ON IQF SHRIMP	14,968.80	2,367,891,360
3510	PT. SURYA ADIKUMALA ABADI	11-Mar	04.0-S-00419-2025	United Kingdom (GB)	SOUTHAMPTON	Black Pink Cooked Peeled	10,395.00	1,435,289,625
3511	PT. ANEKA TUNA INDONESIA	11-Mar	04.0-S-00444-2025	Japan	NAHA, OKINAWA	CANNED TUNA	2,358.72	239,030,326
3512	PT. ANEKA TUNA INDONESIA	11-Mar	04.0-S-00444-2025	Japan	NAHA, OKINAWA	CANNED TUNA	2,882.88	271,169,459
3513	PT. ANEKA TUNA INDONESIA	11-Mar	04.0-S-00439-2025	Japan	OSAKA	CANNED TUNA	5,806.08	556,930,806
3514	PT. ANEKA TUNA INDONESIA	11-Mar	04.0-S-00439-2025	Japan	OSAKA	CANNED TUNA	3,870.72	342,949,663
3515	PT. ANEKA TUNA INDONESIA	11-Mar	04.0-S-00442-2025	Japan	SHIMIZU	CANNED TUNA	5,322.24	550,266,394
3516	PT. ANEKA TUNA INDONESIA	11-Mar	04.0-S-00442-2025	Japan	SHIMIZU	CANNED TUNA	8,184.96	729,337,231
3517	PT. BLUE OCEAN FOODS INDONESIA	11-Mar	04.0-S-00416-2025	Togo	LOME	CANNED SARDINES	20,625.00	858,804,375
3518	PT. SURYA ADIKUMALA ABADI	11-Mar	04.0-S-00422-2025	United States	LOS ANGELES	RAW HEADLESS EASY PEELED VANNAMEI	15,875.90	1,968,389,337
3519	PT. ANEKA TUNA INDONESIA	11-Mar	04.0-S-00445-2025	Japan	SHIMIZU	CANNED TUNA	29,462.40	2,221,317,648
3520	PT. ANEKA TUNA INDONESIA	11-Mar	04.0-S-00445-2025	Japan	SHIMIZU	SAMPLE OF CANNED TUNA	13.64	1,028,388
3521	PT. SURYA ADIKUMALA ABADI	11-Mar	04.0-S-00421-2025	United States	NEW YORK	COOKED & PEELED VANNAMEI	15,422.30	3,161,633,189
3522	PT. ANEKA TUNA INDONESIA	11-Mar	04.0-S-00433-2025	Japan	SHIMIZU	POUCHED TUNA	9,216.00	1,245,017,088
3523	PT. ANEKA TUNA INDONESIA	11-Mar	04.0-S-00433-2025	Japan	SHIMIZU	SAMPLE OF POUCHED TUNA	1.59	104,905
3524	PT. ANEKA TUNA INDONESIA	11-Mar	04.0-S-00433-2025	Japan	SHIMIZU	SAMPLE OF POUCHED TUNA	1.80	171,000
3525	PT WINAROS KAWULA BAHARI	11-Mar	04.0-S-00414-2025	United States	OAKLAND	White Raw Vannamei PND	15,963.20	1,827,004,203
3526	PT. Berkah Aneka Laut	11-Mar	04.0-S-00413-2025	China	GUANGZHOU	DRIED FISH MAWS	10.17	1,000,000
3527	PT. ANEKA TUNA INDONESIA	11-Mar	04.0-S-00412-2025	United States	PORTLAND	FROZEN TUNA HEAD	21,600.00	200,448,000
3528	PT. ANEKA TUNA INDONESIA	11-Mar	04.0-S-00447-2025	Kuwait	SHUWAIKH	CANNED TUNA	32,348.16	2,341,845,043

No.	NAMA UPI	TERBIT HC	NO. HC MUTU	NEGARA TUJUAN	PEL. TUJUAN	NAMA PRODUK	VOLUME (KG)	NILAI (RP)
3529	CV. PESONA MANDIRI	11-Mar	04.0-S-00415-2025	Malaysia	KUCHING, SARAWAK	FROZEN BLACK POMFRET	14,395.98	659,047,936
3530	PT. SUNRISE NIAGA FISHERY	11-Mar	04.0-S-00450-2025	United States	CHICAGO	FROZEN OCTOPUS WCL	22,589.13	2,568,564,736
3531	PT. ANEKA TUNA INDONESIA	11-Mar	04.0-S-00456-2025	Jordan	AQABA (EL AKABA)	CANNED TUNA	62,016.00	3,659,378,112
3532	PT. ANEKA TUNA INDONESIA	11-Mar	04.0-S-00437-2025	Saudi Arabia	AD DAMMAM	CANNED TUNA	77,683.20	3,951,122,918
3533	CV. JAVA FISH	11-Mar	04.0-S-00457-2025	Singapore	SINGAPORE	BARRAMUNDI SKIN ON	105.00	3,150,000
3534	CV. JAVA FISH	11-Mar	04.0-S-00457-2025	Singapore	SINGAPORE	FLATFISH	70.00	1,750,000
3535	CV. JAVA FISH	11-Mar	04.0-S-00457-2025	Singapore	SINGAPORE	Goldband Snapper	700.00	28,000,000
3536	CV. JAVA FISH	11-Mar	04.0-S-00457-2025	Singapore	SINGAPORE	GOLDEN SNAPPER	175.00	5,250,000
3537	CV. JAVA FISH	11-Mar	04.0-S-00457-2025	Singapore	SINGAPORE	GROUPE	1,750.00	61,250,000
3538	CV. JAVA FISH	11-Mar	04.0-S-00457-2025	Singapore	SINGAPORE	RED SNAPPER	70.00	3,150,000
3539	CV. JAVA FISH	11-Mar	04.0-S-00457-2025	Singapore	SINGAPORE	SAND WHITING FISH	1,050.00	26,250,000
3540	CV. JAVA FISH	11-Mar	04.0-S-00457-2025	Singapore	SINGAPORE	SILVER POMFRET	2,800.00	154,000,000
3541	CV. JAVA FISH	11-Mar	04.0-S-00457-2025	Singapore	SINGAPORE	THREADFIN BLUE	2,170.00	75,950,000
3542	CV. JAVA FISH	11-Mar	04.0-S-00457-2025	Singapore	SINGAPORE	FRESH LEATHER JACKET FISH	70.00	2,450,000
3543	CV. JAVA FISH	11-Mar	04.0-S-00436-2025	Singapore	SINGAPORE	Hairtail	1,125.00	50,625,000
3544	CV. JAVA FISH	11-Mar	04.0-S-00436-2025	Singapore	SINGAPORE	TENGGIRI	1,500.00	60,000,000
3545	CV. JAVA FISH	11-Mar	04.0-S-00435-2025	Singapore	SINGAPORE	FRESH WHITE SHRIMP	3,340.00	167,000,000
3546	CV. JAVA FISH	11-Mar	04.0-S-00435-2025	Singapore	SINGAPORE	SLIPPER LOBSTER	100.00	6,000,000
3547	PT. ISTANA CIPTA SEMBADA	11-Mar	04.0-S-00441-2025	Japan	TOKYO	RAW PEELED VANNAMEI	19,440.00	2,330,553,114
3548	PT Sekar Bumi Tbk	11-Mar	04.0-S-00418-2025	United States	JACKSONVILLE	FROZEN VANNAMEI COOKED PD TAIL ON IQF SHRIMP	15,309.00	2,074,348,480
3549	PT. SOUTHERN MARINE PRODUCTS	11-Mar	04.0-S-00423-2025	Malaysia	PASIR GUDANG, JOHOR	FROZEN FISH PASTE	25,000.00	1,000,000,000
3550	PT. SURYA ADIKUMALA ABADI	11-Mar	04.0-S-00420-2025	United Kingdom (GB)	SOUTHAMPTON	Black Pink Cooked Peeled	10,395.00	1,435,289,625
3551	PT Sekar Bumi Tbk	11-Mar	04.0-S-00425-2025	United States	NEW YORK	VANNAMEI RAW PD TAIL OFF IQF SHRIMP	15,876.00	2,395,017,760
3552	PT. REX CANNING	11-Mar	04.0-S-00430-2025	Taiwan	TAIPEI	CANNED SNAIL IN BRINE	2,880.00	260,807,040
3553	CV. PASIFIC HARVEST	11-Mar	04.0-S-00427-2025	Niger	LOME	CANNED SARDINES	20,250.00	869,697,000
3554	CV. MARINA SEJAHTERA	11-Mar	04.0-S-00428-2025	China	XIAMEN	FRESH BELT FISH	4,500.00	211,500,000
3555	CV. MARINA SEJAHTERA	11-Mar	04.0-S-00432-2025	China	XIAMEN	FRESH POMFRET FISH	300.00	14,100,000
3556	PT. BUMI MENARA INTERNUSA DAMPIT	11-Mar	04.0-S-00438-2025	United States	NEW YORK	FROZEN RAW TUNA	17,138.50	3,583,197,611
3557	PT. GEMA ISTA RAYA	11-Mar	04.0-S-00443-2025	Congo	POINTE NOIRE	CANNED SARDINES	40,626.00	1,368,893,070
3558	PT. PASIFIK HARVEST INDONESIA	11-Mar	04.0-S-00449-2025	Cameroon	BATA	CANNED SARDINES	40,500.00	1,721,574,000
3559	PT. ANEKA TUNA INDONESIA	11-Mar	04.0-S-00448-2025	Saudi Arabia	AD DAMMAM	CANNED TUNA	39,427.20	2,796,098,170
3560	PT. CENTRAM	11-Mar	04.0-S-00451-2025	Japan	TOKYO	CARRAGEENAN	9,700.00	3,326,692,352
3561	PT. GEMA ISTA RAYA	11-Mar	04.0-S-00452-2025	United Arab Emirates	JEBEL ALI	CANNED SARDINES	40,000.00	1,414,400,000
3562	PT ASIA SEJAHTERA MINA TBK.	11-Mar	04.0-S-00455-2025	Vietnam	HAIPHONG	DRIED GRACLARIA	50,000.00	382,979,488
3563	PT Sekar Bumi Tbk	11-Mar	04.0-S-00453-2025	United States	NEW YORK	VANNAMEI COOKED IN SHELL PD TAIL ON IQF SHRIMP	15,490.44	3,859,171,040
3564	PT. ANEKA TUNA INDONESIA	11-Mar	04.0-S-00458-2025	Saudi Arabia	AD DAMMAM	CANNED TUNA	17,203.20	1,355,749,786
3565	PT Sekar Bumi Tbk	12-Mar	04.0-S-00503-2025	United States	LOS ANGELES	VANNAMEI RAW PD TAIL OFF IQF SHRIMP	14,696.64	1,933,198,240
3566	CV LEGONG BALI	12-Mar	04.0-S-00504-2025	Taiwan	KEELUNG (CHILUNG)	ALOHA BARU SHRIMP CRACKERS	3,000.00	307,800,000

No.	NAMA UPI	TERBIT HC	NO. HC MUTU	NEGARA TUJUAN	PEL. TUJUAN	NAMA PRODUK	VOLUME (KG)	NILAI (RP)
3567	CV LEGONG BALI	12-Mar	04.0-S-00504-2025	Taiwan	KEELUNG (CHILUNG)	AMIGO SHRIMPS CRACKERS SMALL WHITE EXTRA CHILLI	3,000.00	247,950,000
3568	CV LEGONG BALI	12-Mar	04.0-S-00504-2025	Taiwan	KEELUNG (CHILUNG)	AMIGO SHRIMPS CRACKERS BIG WHITE	1,200.00	95,760,000
3569	CV LEGONG BALI	12-Mar	04.0-S-00504-2025	Taiwan	KEELUNG (CHILUNG)	ALOHA CRACKERS LOS	800.00	76,380,000
3570	CV LEGONG BALI	12-Mar	04.0-S-00504-2025	Taiwan	KEELUNG (CHILUNG)	PUTRA BALI SHRIMPS CRACKERS BIG WHITE	600.00	45,600,000
3571	PT. ALTER TRADE INDONESIA	12-Mar	04.0-S-00469-2025	Japan	TOKYO	FROZEN EBI FRY	957.60	242,677,456
3572	PT WINAROS KAWULA BAHARI	12-Mar	04.0-S-00462-2025	Hong Kong	HONG KONG	White Vannamei Nobashi Ebi	11,520.00	239,448,000
3573	PT WINAROS KAWULA BAHARI	12-Mar	04.0-S-00468-2025	Hong Kong	HONG KONG	White Vannamei Sushi Ebi Without Tail	4,500.00	94,772,250
3574	PT. SURYA ALAM TUNGGAL	12-Mar	04.0-S-00459-2025	Canada	MONTREAL	RAW & PEELED VANNAMEI	15,422.30	2,049,546,559
3575	PT. ANEKA TUNA INDONESIA	12-Mar	04.0-S-00477-2025	Japan	NAGOYA, AICHI	CANNED TUNA	5,322.24	514,165,640
3576	PT. ANEKA TUNA INDONESIA	12-Mar	04.0-S-00477-2025	Japan	NAGOYA, AICHI	CANNED TUNA	4,354.56	388,222,088
3577	PT. ANEKA TUNA INDONESIA	12-Mar	04.0-S-00475-2025	Japan	YOKOHAMA	CANNED TUNA	3,386.88	327,196,316
3578	PT. ANEKA TUNA INDONESIA	12-Mar	04.0-S-00475-2025	Japan	YOKOHAMA	CANNED TUNA	6,289.92	560,375,263
3579	PT. ANEKA TUNA INDONESIA	12-Mar	04.0-S-00480-2025	Japan	NAHA, OKINAWA	CANNED TUNA	5,241.60	542,411,251
3580	PT. ANEKA TUNA INDONESIA	12-Mar	04.0-S-00480-2025	Japan	NAHA, OKINAWA	CANNED TUNA	5,241.60	504,268,128
3581	PT. ANEKA TUNA INDONESIA	12-Mar	04.0-S-00479-2025	Japan	OSAKA	CANNED TUNA	3,010.56	290,166,804
3582	PT. ANEKA TUNA INDONESIA	12-Mar	04.0-S-00479-2025	Japan	OSAKA	CANNED TUNA	12,472.32	1,109,175,890
3583	PT. ANEKA TUNA INDONESIA	12-Mar	04.0-S-00481-2025	Japan	OSAKA	POUCHED TUNA	1,036.80	103,103,539
3584	PT. ANEKA TUNA INDONESIA	12-Mar	04.0-S-00481-2025	Japan	OSAKA	POUCHED TUNA	345.60	31,703,962
3585	PT. ANEKA TUNA INDONESIA	12-Mar	04.0-S-00483-2025	Japan	YOKOHAMA	CANNED TUNA	6,881.28	665,082,593
3586	PT. ANEKA TUNA INDONESIA	12-Mar	04.0-S-00483-2025	Japan	YOKOHAMA	CANNED TUNA	12,042.24	1,067,460,280
3587	PT. ANEKA TUNA INDONESIA	12-Mar	04.0-S-00484-2025	Japan	YOKOHAMA	POUCHED TUNA	5,529.60	547,723,469
3588	PT. ANEKA TUNA INDONESIA	12-Mar	04.0-S-00486-2025	Japan	OSAKA	CANNED TUNA	3,870.72	374,108,959
3589	PT. ANEKA TUNA INDONESIA	12-Mar	04.0-S-00486-2025	Japan	OSAKA	CANNED TUNA	860.16	76,300,493
3590	PT. ANEKA TUNA INDONESIA	12-Mar	04.0-S-00487-2025	Japan	OSAKA	POUCHED TUNA	2,419.20	239,495,962
3591	PT. ANEKA TUNA INDONESIA	12-Mar	04.0-S-00487-2025	Japan	OSAKA	POUCHED TUNA	691.20	63,599,386
3592	PT. SURYA ALAM TUNGGAL	12-Mar	04.0-S-00460-2025	Japan	TOKYO	Raw Peeled White Vannamei	15,000.00	1,885,305,000
3593	PT WINAROS KAWULA BAHARI	12-Mar	04.0-S-00470-2025	Japan	HAKATA	White Vannamei Nobashi Ebi	13,790.00	222,111,400
3594	PT WINAROS KAWULA BAHARI	12-Mar	04.0-S-00470-2025	Japan	HAKATA	White Raw Vannamei Frozen Shrimp	2,000.00	22,301,200
3595	PT. SURYA ALAM TUNGGAL	12-Mar	04.0-S-00461-2025	United States	WORCESTER	Raw HL EZP Black Tiger	11,974.96	4,800,677,639
3596	PT. SURYA ALAM TUNGGAL	12-Mar	04.0-S-00461-2025	United States	WORCESTER	Raw Peeled Black Tiger	3,900.94	892,511,666
3597	PT. ANEKA TUNA INDONESIA	12-Mar	04.0-S-00478-2025	Japan	NAGOYA, AICHI	CANNED TUNA	1,290.24	124,357,202
3598	PT. ANEKA TUNA INDONESIA	12-Mar	04.0-S-00478-2025	Japan	NAGOYA, AICHI	CANNED TUNA	14,622.72	1,302,767,370
3599	PT. ANEKA TUNA INDONESIA	12-Mar	04.0-S-00476-2025	Japan	NAGOYA, AICHI	POUCHED TUNA	691.20	67,919,386
3600	PT. ANEKA TUNA INDONESIA	12-Mar	04.0-S-00476-2025	Japan	NAGOYA, AICHI	POUCHED TUNA	345.60	31,703,962
3601	PT. ANEKA TUNA INDONESIA	12-Mar	04.0-S-00482-2025	Japan	NAGOYA, AICHI	CANNED TUNA	860.16	83,135,324
3602	PT. ANEKA TUNA INDONESIA	12-Mar	04.0-S-00482-2025	Japan	NAGOYA, AICHI	CANNED TUNA	6,881.28	613,569,331
3603	PT. ANEKA TUNA INDONESIA	12-Mar	04.0-S-00485-2025	Japan	NAGOYA, AICHI	POUCHED TUNA	691.20	68,879,462
3604	PT. SURYA ALAM TUNGGAL	12-Mar	04.0-S-00464-2025	Canada	MONTREAL	Raw Peeled Black Tiger	12,201.76	3,061,445,988
3605	PT. SURYA ALAM TUNGGAL	12-Mar	04.0-S-00464-2025	Canada	MONTREAL	RAW HEADLESS BLACK TIGER	6,577.16	1,843,775,263

No.	NAMA UPI	TERBIT HC	NO. HC MUTU	NEGARA TUJUAN	PEL. TUJUAN	NAMA PRODUK	VOLUME (KG)	NILAI (RP)
3606	PT. Karya Manunggal Prima Sukses	12-Mar	04.0-S-00473-2025	Taiwan	KAOHSIUNG	FROZEN COOKED JINBAO SNAIL MEAT	22,080.00	833,873,280
3607	PT. ALTER TRADE INDONESIA	12-Mar	04.0-S-00463-2025	Japan	TOKYO	SEAFOOD MIX IQF	900.00	195,388,992
3608	PT WINAROS KAWULA BAHARI	12-Mar	04.0-S-00466-2025	United States	LOS ANGELES	White Vannamei Nobashi Ebi	10,692.00	1,787,884,164
3609	PT. SURYA ADIKUMALA ABADI	12-Mar	04.0-S-00474-2025	Puerto Rico	SAN JUAN	COOKED & PEELED VANNAMEI	15,972.29	2,611,469,415
3610	CV. JAVA FISH	12-Mar	04.0-S-00465-2025	Singapore	SINGAPORE	BARRAMUNDI SKIN ON	105.00	3,150,000
3611	CV. JAVA FISH	12-Mar	04.0-S-00465-2025	Singapore	SINGAPORE	FLATFISH	70.00	1,750,000
3612	CV. JAVA FISH	12-Mar	04.0-S-00465-2025	Singapore	SINGAPORE	Goldband Snapper	700.00	28,000,000
3613	CV. JAVA FISH	12-Mar	04.0-S-00465-2025	Singapore	SINGAPORE	GOLDEN SNAPPER	175.00	5,250,000
3614	CV. JAVA FISH	12-Mar	04.0-S-00465-2025	Singapore	SINGAPORE	GROUPE	1,750.00	61,250,000
3615	CV. JAVA FISH	12-Mar	04.0-S-00465-2025	Singapore	SINGAPORE	RED SNAPPER	70.00	3,150,000
3616	CV. JAVA FISH	12-Mar	04.0-S-00465-2025	Singapore	SINGAPORE	SAND WHITING FISH	1,050.00	26,250,000
3617	CV. JAVA FISH	12-Mar	04.0-S-00465-2025	Singapore	SINGAPORE	SILVER POMFRET	2,800.00	154,000,000
3618	CV. JAVA FISH	12-Mar	04.0-S-00465-2025	Singapore	SINGAPORE	THREADFIN BLUE	2,415.00	84,525,000
3619	CV. JAVA FISH	12-Mar	04.0-S-00465-2025	Singapore	SINGAPORE	FRESH LEATHER JACKET FISH	70.00	2,450,000
3620	CV. JAVA FISH	12-Mar	04.0-S-00467-2025	Singapore	SINGAPORE	Hairtail	1,025.00	46,125,000
3621	CV. JAVA FISH	12-Mar	04.0-S-00467-2025	Singapore	SINGAPORE	TENGGIRI	1,500.00	60,000,000
3622	CV. JAVA FISH	12-Mar	04.0-S-00471-2025	Singapore	SINGAPORE	FRESH WHITE SHRIMP	3,180.00	159,000,000
3623	CV. JAVA FISH	12-Mar	04.0-S-00471-2025	Singapore	SINGAPORE	SLIPPER LOBSTER	100.00	6,000,000
3624	PT. SEKAR LAUT, TBK.	12-Mar	04.0-S-00492-2025	Taiwan	TAIPEI	ULEG SAMBAL TERI (SACHET 15GR)	450.00	33,560,538
3625	PT. SEKAR LAUT, TBK.	12-Mar	04.0-S-00488-2025	Taiwan	TAIPEI	FINNA NUSANTARA	1,140.00	70,532,900
3626	PT. SEKAR LAUT, TBK.	12-Mar	04.0-S-00491-2025	Taiwan	TAIPEI	ULEG SAMBAL TERASI (SACHET 18GR)	2,025.00	125,851,725
3627	PT. SEKAR LAUT, TBK.	12-Mar	04.0-S-00494-2025	Korea (South)	BUSAN (EX PUSAN)	SHRIMP CRACKERS	13,940.00	590,874,780
3628	PT. ANEKA TUNA INDONESIA	12-Mar	04.0-S-00496-2025	Japan	NARITA APT/TOKYO	SAMPLE OF FISH EXTRACT SJ / KATSUO	0.20	960
3629	PT. ANEKA TUNA INDONESIA	12-Mar	04.0-S-00496-2025	Japan	NARITA APT/TOKYO	SAMPLE OF FISH EXTRACT YF	0.40	3,840
3630	PT. ANEKA TUNA INDONESIA	12-Mar	04.0-S-00498-2025	Japan	NAGOYA, AICHI	SAMPLE OF FISH EXTRACT SJ / KATSUO	0.10	240
3631	PT. ANEKA TUNA INDONESIA	12-Mar	04.0-S-00498-2025	Japan	NAGOYA, AICHI	SAMPLE OF FISH EXTRACT YF	0.20	960
3632	PT. ISTANA CIPTA SEMBADA	12-Mar	04.0-S-00489-2025	Japan	TOKYO	RAW PEELED VANNAMEI	18,360.00	2,274,748,920
3633	PT. ISTANA CIPTA SEMBADA	12-Mar	04.0-S-00490-2025	Japan	TOKYO	RAW PEELED VANNAMEI	6,862.80	998,434,458
3634	CV. MARINA SEJAHTERA	12-Mar	04.0-S-00493-2025	Taiwan	TAIPEI	FRESH SPANISH MACKERELS	500.00	43,500,000
3635	PT. ALTER TRADE INDONESIA	12-Mar	04.0-S-00495-2025	Japan	TOKYO	FROZEN SHRIMP	12,919.40	4,822,714,880
3636	PT Sekar Bumi Tbk	12-Mar	04.0-S-00501-2025	Puerto Rico	SAN JUAN	VANNAMEI RAW PD TAIL ON/OFF IQF SHRIMP	16,329.60	2,203,882,080
3637	PT Sekar Bumi Tbk	12-Mar	04.0-S-00502-2025	Puerto Rico	SAN JUAN	VANNAMEI RAW PDTO IQF	16,329.60	2,379,482,190
3638	PT. SEKAR KATOKICHI	13-Mar	04.0-S-00518-2025	Japan	KOBE	Frozen Breaded Shrimp	8,632.27	1,128,617,509
3639	PT. Keong Nusantara Abadi	13-Mar	04.0-S-00520-2025	Thailand	BANGKOK	CANNED SNAIL MEAT	950.40	95,703,379
3640	CV. PESONA MANDIRI	13-Mar	04.0-S-00542-2025	China	FUZHOU	FROZEN THREADFIN FISH	13,787.70	439,586,336
3641	CV. PESONA MANDIRI	13-Mar	04.0-S-00542-2025	China	FUZHOU	FROZEN FRYPAN BREAM FISH	1,750.00	65,808,752
3642	CV. PESONA MANDIRI	13-Mar	04.0-S-00542-2025	China	FUZHOU	FROZEN MALABAR SNAPPER	8,299.20	480,756,224
3643	CV. PESONA MANDIRI	13-Mar	04.0-S-00542-2025	China	FUZHOU	FROZEN SWEETLIPS FISH	1,644.00	75,262,320

No.	NAMA UPI	TERBIT HC	NO. HC MUTU	NEGARA TUJUAN	PEL. TUJUAN	NAMA PRODUK	VOLUME (KG)	NILAI (RP)
3644	PT WINAROS KAWULA BAHARI	13-Mar	04.0-S-00511-2025	United States	NEW YORK	White Raw Vannamei Frozen Shrimp Breaded Round Tai	13,335.75	1,255,907,592
3645	PT. TRI MITRA MAKMUR	13-Mar	04.0-S-00545-2025	United States	NEW YORK	FROZEN RAW PINK SALMON FISH PORTION CUT	15,436.00	1,065,900,032
3646	PT WINAROS KAWULA BAHARI	13-Mar	04.0-S-00515-2025	Japan	KOBE,	White Raw Vannamei Frozen Shrimp	15,000.00	172,515,000
3647	PT. ANEKA TUNA INDONESIA	13-Mar	04.0-S-00521-2025	Japan	HAKATA/FUKUOKA	CANNED TUNA	860.16	83,135,324
3648	PT. ANEKA TUNA INDONESIA	13-Mar	04.0-S-00521-2025	Japan	HAKATA/FUKUOKA	CANNED TUNA	8,171.52	728,711,639
3649	PT. ANEKA TUNA INDONESIA	13-Mar	04.0-S-00523-2025	Japan	HAKATA/FUKUOKA	POUCHED TUNA	4,838.40	471,860,122
3650	PT. ANEKA TUNA INDONESIA	13-Mar	04.0-S-00523-2025	Japan	HAKATA/FUKUOKA	POUCHED TUNA	1,728.00	158,998,464
3651	PT. ANEKA TUNA INDONESIA	13-Mar	04.0-S-00525-2025	Japan	SHIMIZU	CANNED TUNA	8,171.52	728,883,241
3652	PT. ANEKA TUNA INDONESIA	13-Mar	04.0-S-00526-2025	Japan	SHIMIZU	POUCHED TUNA	345.60	33,647,962
3653	PT WINAROS KAWULA BAHARI	13-Mar	04.0-S-00506-2025	Japan	TOKYO	White Raw Vannamei Frozen Shrimp	17,540.00	204,888,248
3654	PT WINAROS KAWULA BAHARI	13-Mar	04.0-S-00524-2025	Japan	TOKYO	White Cooked Vannamei Frozen Shrimp	370.00	145,405
3655	PT. ANEKA TUNA INDONESIA	13-Mar	04.0-S-00528-2025	Libya	MISURATA	CANNED TUNA	34,560.00	2,404,788,480
3656	PT. ISTANA CIPTA SEMBADA	13-Mar	04.0-S-00529-2025	Japan	NARITA APT/TOKYO	Frozen Octopus	18.00	295,722
3657	PT. MAJU BERSAMA KARIB	13-Mar	04.0-S-00522-2025	United States	MIAMI	PASTEURIZED BLUE CRABMEAT	2,520.20	614,861,696
3658	PT. PHILLIPS SEAFOODS INDONESIA	13-Mar	04.0-S-00510-2025	United States	BALTIMORE	FROZEN VALUE ADDED SQUID	12,704.00	1,984,186,944
3659	PT. BUMI MENARA INTERNUSA DAMPIT	13-Mar	04.0-S-00508-2025	Canada	MONTREAL	FROZEN RAW SHRIMP	15,436.00	1,849,587,828
3660	PT. GRAHAMAKMUR CIPTAPRATAMA	13-Mar	04.0-S-00507-2025	United States	NEW YORK	FROZEN RAW VANNAMEI PEELED DEVEINED TAIL ON	15,663.00	2,460,469,344
3661	PT. BUMI MENARA INTERNUSA DAMPIT	13-Mar	04.0-S-00513-2025	United States	SAVANNAH,US	FROZEN SHRIMP	15,052.82	1,740,015,675
3662	CV. PESONA MANDIRI	13-Mar	04.0-S-00516-2025	China	XIAMEN	FROZEN SQUID	27,181.40	1,795,491,456
3663	PT. ANEKA TUNA INDONESIA	13-Mar	04.0-S-00533-2025	Japan	SHIMIZU	CANNED TUNA	14,165.76	1,271,490,286
3664	CV. PESONA MANDIRI	13-Mar	04.0-S-00512-2025	China	MAWEI	FROZEN SQUID	27,445.40	1,848,761,344
3665	CV. JAVA FISH	13-Mar	04.0-S-00505-2025	Hong Kong	HONG KONG	IKAN SWANGI	1,500.00	37,500,000
3666	CV. JAVA FISH	13-Mar	04.0-S-00505-2025	Hong Kong	HONG KONG	THREADFIN BLUE	700.00	24,500,000
3667	CV. JAVA FISH	13-Mar	04.0-S-00505-2025	Hong Kong	HONG KONG	SILVER POMFRET	600.00	33,000,000
3668	CV. JAVA FISH	13-Mar	04.0-S-00505-2025	Hong Kong	HONG KONG	RED SNAPPER	50.00	2,250,000
3669	CV. JAVA FISH	13-Mar	04.0-S-00505-2025	Hong Kong	HONG KONG	SAND WHITING FISH	250.00	6,250,000
3670	CV. JAVA FISH	13-Mar	04.0-S-00505-2025	Hong Kong	HONG KONG	GROUPE	125.00	4,375,000
3671	CV. JAVA FISH	13-Mar	04.0-S-00505-2025	Hong Kong	HONG KONG	BARRAMUNDI SKIN ON	300.00	9,000,000
3672	CV. JAVA FISH	13-Mar	04.0-S-00509-2025	Hong Kong	HONG KONG	Hairtail	820.00	36,900,000
3673	CV. JAVA FISH	13-Mar	04.0-S-00509-2025	Hong Kong	HONG KONG	TENGGIRI	250.00	10,000,000
3674	CV. JAVA FISH	13-Mar	04.0-S-00514-2025	Hong Kong	HONG KONG	FRESH WHITE SHRIMP	700.00	35,000,000
3675	CV. JAVA FISH	13-Mar	04.0-S-00514-2025	Hong Kong	HONG KONG	FRESH TIGER SHRIMP	60.00	3,000,000
3676	CV. JAVA FISH	13-Mar	04.0-S-00514-2025	Hong Kong	HONG KONG	FRESH DOGOL SHRIMP	60.00	3,000,000
3677	CV. JAVA FISH	13-Mar	04.0-S-00514-2025	Hong Kong	HONG KONG	FRESH FLOWER SHRIMP	60.00	3,000,000
3678	PT. SURYA ADIKUMALA ABADI	13-Mar	04.0-S-00531-2025	United States	MIAMI	Cooked Peeled Vannamei	16,329.49	2,943,112,971
3679	PT. SURYA ADIKUMALA ABADI	13-Mar	04.0-S-00532-2025	Puerto Rico	SAN JUAN	Cooked Peeled Vannamei	16,329.49	2,457,212,667

No.	NAMA UPI	TERBIT HC	NO. HC MUTU	NEGARA TUJUAN	PEL. TUJUAN	NAMA PRODUK	VOLUME (KG)	NILAI (RP)
3680	PT. SEKAR LAUT, TBK.	13-Mar	04.0-S-00527-2025	Korea (South)	BUSAN (EX PUSAN)	SHRIMP CRACKERS	61,968.00	2,734,276,032
3681	PT. INTI LUHUR FUJA ABADI	13-Mar	04.0-S-00551-2025	China	FUZHOU	FROZEN THREADFIN FISH	27,722.20	751,777,216
3682	PT. REX CANNING	13-Mar	04.0-S-00530-2025	Italy	CASELLA/GENOVA	CANNED CRABMEAT IN BRINE	7,752.00	1,278,645,888
3683	PT. ANEKA TUNA INDONESIA	13-Mar	04.0-S-00541-2025	Japan	TOKYO	FISH EXTRACT SJ	8,160.00	276,787,008
3684	PT. ANEKA TUNA INDONESIA	13-Mar	04.0-S-00541-2025	Japan	TOKYO	FISH EXTRACT YF	8,640.00	293,068,800
3685	PT. INTI LUHUR FUJA ABADI	13-Mar	04.0-S-00553-2025	China	FUZHOU	FROZEN PAMPANO FISH	7,703.80	114,062,456
3686	PT. INTI LUHUR FUJA ABADI	13-Mar	04.0-S-00553-2025	China	FUZHOU	FROZEN THREADFIN FISH	9,525.50	277,357,568
3687	PT. INTI LUHUR FUJA ABADI	13-Mar	04.0-S-00553-2025	China	FUZHOU	FROZEN CROAKER FISH	8,317.90	461,495,136
3688	PT. SEKAR KATOKICHI	13-Mar	04.0-S-00536-2025	United States	HOUSTON	Raw Breaded Aligned Butterfly Tail On Vannamei Shr	15,526.80	1,770,645,218
3689	CV. MARINA SEJAHTERA	13-Mar	04.0-S-00535-2025	China	XIAMEN	FRESH POMFRET FISH	300.00	14,100,000
3690	PT. INTI LUHUR FUJA ABADI	13-Mar	04.0-S-00552-2025	China	FUZHOU	FROZEN RIBBON FISH GRADE B	1,247.60	30,329,156
3691	PT Sekar Bumi Tbk	13-Mar	04.0-S-00561-2025	United States	LOS ANGELES	FROZEN VANNAMEI COOKED PD TAIL ON IQF SHRIMP	15,422.40	2,342,026,880
3692	PT. TRI MITRA MAKMUR	13-Mar	04.0-S-00547-2025	Japan	TOKYO	FROZEN COOKED SHRIMP	8,154.30	1,330,889,984
3693	PT. AMARTA CARRAGEENAN INDONESIA	13-Mar	04.0-S-00544-2025	Vietnam	HO CHI MINH CITY	SRC (CARRAGEENAN KAPPA)	5.00	180,000
3694	PT. TRI MITRA MAKMUR	13-Mar	04.0-S-00546-2025	Japan	TOKYO,	FROZEN RAW SHRIMP	1,379.00	179,744,992
3695	PT Sekar Bumi Tbk	13-Mar	04.0-S-00560-2025	United States	NEW YORK	VANNAMEI RAW EZ PEEL IQF SHRIMP	15,876.00	2,084,202,720
3696	PT. INTI LUHUR FUJA ABADI	13-Mar	04.0-S-00554-2025	China	FUZHOU	FROZEN THREADFIN FISH	27,901.90	780,580,224
3697	PT. GRAHAMAKMUR CIPTAPRATAMA	13-Mar	04.0-S-00543-2025	United States	LOS ANGELES	FROZEN RAW VANNAMEI PEELED DEVEINED TAIL ON	15,436.00	2,229,714,764
3698	PT. INTI LUHUR FUJA ABADI	13-Mar	04.0-S-00550-2025	China	FUZHOU	FROZEN THREADFIN FISH	27,257.90	743,845,056
3699	PT. SAMUDRA KENCANA MINA	13-Mar	04.0-S-00548-2025	Vietnam	HO CHI MINH CITY	FROZEN WHOLE ROUND SQUID	26,002.90	1,419,758,340
3700	PT Sekar Bumi Tbk	13-Mar	04.0-S-00559-2025	United States	CHICAGO	FROZEN VANNAMEI COOKED PD TAIL ON IQF SHRIMP	15,649.20	3,604,926,720
3701	PT. INTI LUHUR FUJA ABADI	13-Mar	04.0-S-00556-2025	China	FUZHOU	FROZEN PAMPANO FISH	13,958.80	206,673,984
3702	PT. INTI LUHUR FUJA ABADI	13-Mar	04.0-S-00556-2025	China	FUZHOU	FROZEN CROAKER FISH	2,655.30	124,090,936
3703	PT. INTI LUHUR FUJA ABADI	13-Mar	04.0-S-00556-2025	China	FUZHOU	FROZEN THREADFIN FISH	10,061.43	324,943,936
3704	PT Sekar Bumi Tbk	13-Mar	04.0-S-00555-2025	United Kingdom (GB)	FELIXSTOWE	BLACK PINK COOKED CP BLOCK	9,900.00	1,317,920
3705	PT. INTI LUHUR FUJA ABADI	13-Mar	04.0-S-00557-2025	China	FUZHOU	FROZEN RIBBON FISH GRADE B	722.10	17,554,262
3706	PT. ANEKA TUNA INDONESIA	13-Mar	04.0-S-00549-2025	Japan	TOKYO,	FISH EXTRACT SJ	8,160.00	276,787,200
3707	PT. ANEKA TUNA INDONESIA	13-Mar	04.0-S-00549-2025	Japan	TOKYO,	FISH EXTRACT YF	8,640.00	293,068,992
3708	PT. INTI LUHUR FUJA ABADI	13-Mar	04.0-S-00558-2025	China	FUZHOU	FROZEN SQUID	27,862.10	1,465,972,608
3709	PT. NISON INDONESIA	13-Mar	04.0-S-00539-2025	Uganda	MOMBASA	Canned Sardines	20,000.00	138,569,600
3710	PT. NISON INDONESIA	13-Mar	04.0-S-00540-2025	Congo, Democratic Republic	DAR ES SALAAM	Canned Sardines	20,000.00	140,672,000
3711	PT. INTI LAUTAN FAJAR ABADI	14-Mar	04.0-S-00629-2025	United States	LOS ANGELES	Frozen Snapper WGGs	3,178.00	508,829,580
3712	PT. INTI LAUTAN FAJAR ABADI	14-Mar	04.0-S-00629-2025	United States	LOS ANGELES	SNAPPER	3,995.20	639,671,472
3713	PT. INTI LAUTAN FAJAR ABADI	14-Mar	04.0-S-00630-2025	United States	LOS ANGELES	SWORDFISH	3,550.28	607,846,989
3714	PT. INTI LAUTAN FAJAR ABADI	14-Mar	04.0-S-00631-2025	United States	LOS ANGELES	MAHI-MAHI	2,360.80	36,240,641
3715	PT. INTI LAUTAN FAJAR ABADI	14-Mar	04.0-S-00618-2025	United States	LOS ANGELES	WAHOO	4,540.00	815,592,840
3716	PT. INDONESIA LIFA ALGAE KARAGINAN INTERNATIONAL	14-Mar	04.0-S-00620-2025	Japan	YOKOHAMA	Semi Refined Carrageenan	4,000.00	409,324,000

No.	NAMA UPI	TERBIT HC	NO. HC MUTU	NEGARA TUJUAN	PEL. TUJUAN	NAMA PRODUK	VOLUME (KG)	NILAI (RP)
3717	PT BAHARI SEJAHTERA PERTIWI	14-Mar	04.0-S-00616-2025	China	NANSHA NEW PT	FROZEN SEA BREAM FISH	12,897.00	342,745,152
3718	PT. SARI LAUT JAYA FOOD PRODUCTS	14-Mar	04.0-S-00594-2025	Tanzania	DAR ES SALAAM	CANNED SARDINES IN VEGETABLE OIL	80,000.00	3,368,960,000
3719	UD. PIALA	14-Mar	04.0-S-00571-2025	Japan	TOKYO	FROZEN SHRIMP	11,880.00	2,092,140,032
3720	PT. ANEKA TUNA INDONESIA	14-Mar	04.0-S-00595-2025	Australia	MELBOURNE	CANNED TUNA	26,203.20	2,857,039,709
3721	PT. ANEKA TUNA INDONESIA	14-Mar	04.0-S-00595-2025	Australia	MELBOURNE	SAMPLE OF CANNED TUNA	1.97	108,458
3722	CV. TIRTA SURYA SRI REJEKI	14-Mar	04.0-S-00602-2025	China	GUANGZHOU	Dried Pufferfish Maws	150.90	196,924,000
3723	PT BAHARI SEJAHTERA PERTIWI	14-Mar	04.0-S-00603-2025	China	NANSHA NEW PT	Frozen Mackerel Fish	10,816.80	773,769,920
3724	PT BAHARI SEJAHTERA PERTIWI	14-Mar	04.0-S-00596-2025	China	NANSHA NEW PT	FROZEN ORANGE GOATFISH	10,278.00	261,317,328
3725	PT BAHARI SEJAHTERA PERTIWI	14-Mar	04.0-S-00623-2025	China	NANSHA NEW PT	Frozen Mackerel Fish	13,233.30	919,484,608
3726	PT BAHARI SEJAHTERA PERTIWI	14-Mar	04.0-S-00614-2025	China	NANSHA NEW PT	FROZEN BIGEYE FISH	21,330.00	638,553,280
3727	PT BAHARI SEJAHTERA PERTIWI	14-Mar	04.0-S-00614-2025	China	NANSHA NEW PT	FROZEN FOURFINGER THREADFIN FISH	2,355.30	744,477,120
3728	PT BAHARI SEJAHTERA PERTIWI	14-Mar	04.0-S-00611-2025	China	NANSHA NEW PT	FROZEN BIGEYE FISH	23,400.00	623,662,656
3729	PT WINAROS KAWULA BAHARI	14-Mar	04.0-S-00570-2025	Japan	TOKYO	White Vannamei Sushi Ebi Without Tail	9,087.20	359,257,509
3730	PT. ANEKA TUNA INDONESIA	14-Mar	04.0-S-00619-2025	Saudi Arabia	AD DAMMAM	CANNED TUNA	34,790.40	2,564,226,432
3731	PT. ANEKA TUNA INDONESIA	14-Mar	04.0-S-00604-2025	Saudi Arabia	AD DAMMAM	CANNED TUNA	58,262.40	2,778,126,019
3732	PT. ANEKA TUNA INDONESIA	14-Mar	04.0-S-00613-2025	Saudi Arabia	AD DAMMAM	CANNED TUNA	38,476.80	2,171,476,685
3733	CV. JAVA FISH	14-Mar	04.0-S-00568-2025	Singapore	SINGAPORE	BARRAMUNDI SKIN ON	105.00	3,150,000
3734	CV. JAVA FISH	14-Mar	04.0-S-00568-2025	Singapore	SINGAPORE	FLATFISH	70.00	1,750,000
3735	CV. JAVA FISH	14-Mar	04.0-S-00568-2025	Singapore	SINGAPORE	Goldband Snapper	700.00	28,000,000
3736	CV. JAVA FISH	14-Mar	04.0-S-00568-2025	Singapore	SINGAPORE	GOLDEN SNAPPER	175.00	5,250,000
3737	CV. JAVA FISH	14-Mar	04.0-S-00568-2025	Singapore	SINGAPORE	GROUPER	1,750.00	61,250,000
3738	CV. JAVA FISH	14-Mar	04.0-S-00568-2025	Singapore	SINGAPORE	RED SNAPPER	70.00	3,150,000
3739	CV. JAVA FISH	14-Mar	04.0-S-00568-2025	Singapore	SINGAPORE	SAND WHITING FISH	1,050.00	26,250,000
3740	CV. JAVA FISH	14-Mar	04.0-S-00568-2025	Singapore	SINGAPORE	SILVER POMFRET	2,800.00	154,000,000
3741	CV. JAVA FISH	14-Mar	04.0-S-00568-2025	Singapore	SINGAPORE	THREADFIN BLUE	2,205.00	77,175,000
3742	CV. JAVA FISH	14-Mar	04.0-S-00568-2025	Singapore	SINGAPORE	FRESH LEATHER JACKET FISH	70.00	2,450,000
3743	PT. ANEKA TUNA INDONESIA	14-Mar	04.0-S-00641-2025	Saudi Arabia	AD DAMMAM	CANNED TUNA	9,216.00	755,278,848
3744	PT. ANEKA TUNA INDONESIA	14-Mar	04.0-S-00641-2025	Saudi Arabia	AD DAMMAM	CANNED TUNA	29,570.40	2,499,970,327
3745	CV. JAVA FISH	14-Mar	04.0-S-00574-2025	Singapore	SINGAPORE	Hairtail	1,175.00	52,875,000
3746	CV. JAVA FISH	14-Mar	04.0-S-00574-2025	Singapore	SINGAPORE	TENGGIRI	1,500.00	60,000,000
3747	CV. JAVA FISH	14-Mar	04.0-S-00582-2025	Singapore	SINGAPORE	FRESH WHITE SHRIMP	3,320.00	166,000,000
3748	CV. JAVA FISH	14-Mar	04.0-S-00582-2025	Singapore	SINGAPORE	SLIPPER LOBSTER	100.00	6,000,000
3749	CV. JAVA FISH	14-Mar	04.0-S-00580-2025	Singapore	SINGAPORE	Hairtail	900.00	40,500,000
3750	CV. JAVA FISH	14-Mar	04.0-S-00580-2025	Singapore	SINGAPORE	TENGGIRI	1,500.00	60,000,000
3751	CV. JAVA FISH	14-Mar	04.0-S-00600-2025	Singapore	SINGAPORE	FRESH WHITE SHRIMP	3,160.00	158,000,000
3752	CV. JAVA FISH	14-Mar	04.0-S-00600-2025	Singapore	SINGAPORE	SLIPPER LOBSTER	100.00	6,000,000
3753	PT.KARYA KENCANA SUMBER SARI	14-Mar	04.0-S-00586-2025	Netherlands	ROTTERDAM	KERUPUK UDANG	16,600.00	990,688,000
3754	PT WINAROS KAWULA BAHARI	14-Mar	04.0-S-00572-2025	Japan	TOKYO	White Vannamei Ebi Fry	1,906.20	38,000,489
3755	PT. MAJU BERSAMA KARIB	14-Mar	04.0-S-00562-2025	United States	BOSTON	PASTEURIZED CRAB MEAT WILD CAUGHT	16,329.60	6,877,253,120
3756	PT WINAROS KAWULA BAHARI	14-Mar	04.0-S-00573-2025	Japan	TOKYO	White Vannamei Nobashi Ebi	9,133.78	23,987,544

No.	NAMA UPI	TERBIT HC	NO. HC MUTU	NEGARA TUJUAN	PEL. TUJUAN	NAMA PRODUK	VOLUME (KG)	NILAI (RP)
3757	PT WINAROS KAWULA BAHARI	14-Mar	04.0-S-00573-2025	Japan	TOKYO	White Raw Vannamei Frozen Shrimp	3,384.00	54,145,630
3758	PT. SEKAR LAUT, TBK.	14-Mar	04.0-S-00592-2025	Singapore	SINGAPORE	SHRIMP CHILI PASTE	680.76	41,853,806
3759	PT. SEKAR LAUT, TBK.	14-Mar	04.0-S-00599-2025	Korea (South)	BUSAN (EX PUSAN)	SHRIMP CRACKERS	38,730.00	1,835,066,130
3760	PT. SEKAR KATOKICHI	14-Mar	04.0-S-00589-2025	Japan	KOBE	Frozen Breaded Shrimp	8,765.03	1,103,385,802
3761	PT. SAMUDRA SEAFOOD PRODUCTS	14-Mar	04.0-S-00563-2025	United States	NORFOLK	IQF RAW PEELED DEVEINED TAIL ON WHITE SHRIMP	15,436.00	3,000,573,168
3762	PT LAUTINDO SYNERGY SEJAHTERA	14-Mar	04.0-S-00579-2025	Thailand	LAT KRABANG	FROZEN PRECOOKED SKIPJACK TUNA LOINS	44,480.00	2,946,355,200
3763	PT LAUTINDO SYNERGY SEJAHTERA	14-Mar	04.0-S-00579-2025	Thailand	LAT KRABANG	FROZEN PRECOOKED SKIPJACK TUNA SHREDDED	4,960.00	328,550,400
3764	PT. SOUTHERN MARINE PRODUCTS	14-Mar	04.0-S-00577-2025	Singapore	SINGAPORE CONTAINER TERMINAL	FROZEN FISH PASTE	20,000.00	1,000,000,000
3765	PT LAUTINDO SYNERGY SEJAHTERA	14-Mar	04.0-S-00576-2025	Thailand	LAT KRABANG	FROZEN PRECOOKED SKIPJACK TUNA LOINS	44,480.00	2,946,355,200
3766	PT LAUTINDO SYNERGY SEJAHTERA	14-Mar	04.0-S-00576-2025	Thailand	LAT KRABANG	FROZEN PRECOOKED SKIPJACK TUNA SHREDDED	4,960.00	328,550,400
3767	PT. BUMI MENARA INTERNUSA DAMPIT	14-Mar	04.0-S-00569-2025	Germany	FRANKFURT/MAIN	FROZEN RAW SHRIMP	11.34	170,100
3768	CV. MARINA SEJAHTERA	14-Mar	04.0-S-00585-2025	Vietnam	HO CHI MINH CITY	FROZEN WHOLE ROUND CUTTLFISH	11,232.00	634,236,544
3769	PT. GEMA ISTA RAYA	14-Mar	04.0-S-00587-2025	Equatorial Guinea	MALABO	Canned Sardines	20,000.00	655,200,000
3770	PT. PASIFIK HARVEST INDONESIA	14-Mar	04.0-S-00609-2025	Cameroon	DOUALA	CANNED SARDINES	81,000.00	3,436,749,000
3771	CV. MARINA SEJAHTERA	14-Mar	04.0-S-00590-2025	China	XIAMEN	FRESH BELT FISH	3,000.00	141,000,000
3772	PT Sekar Bumi Tbk	14-Mar	04.0-S-00628-2025	United States	LOS ANGELES	VANNAMEI RAW PD TAIL ON/OFF IQF SHRIMP	15,876.00	2,345,786,880
3773	PT. WINDUBLAMBANGAN SEJATI	14-Mar	04.0-S-00622-2025	Italy	LIVORNO	FROZEN RAW OCTOPUS	16,627.50	1,298,448,000
3774	PT. PANCA MITRA MULTIPERDANA	14-Mar	04.0-S-00617-2025	United States	LOS ANGELES	Frozen Cooked Shrimp	7,082.40	1,006,200,000
3775	CV. MARINA SEJAHTERA	14-Mar	04.0-S-00598-2025	China	XIAMEN	FRESH POMFRET FISH	300.00	14,100,000
3776	PT. WINDUBLAMBANGAN SEJATI	14-Mar	04.0-S-00624-2025	Italy	LIVORNO	FROZEN RAW OCTOPUS	16,605.00	1,313,712,000
3777	CV. PESONA MANDIRI	14-Mar	04.0-S-00638-2025	Malaysia	WESTPORT/PORT KLANG	FROZEN RED SNAPPER	2,419.70	164,539,600
3778	CV. PESONA MANDIRI	14-Mar	04.0-S-00638-2025	Malaysia	WESTPORT/PORT KLANG	FROZEN SWEETLIP	3,783.40	121,068,800
3779	CV. PESONA MANDIRI	14-Mar	04.0-S-00638-2025	Malaysia	WESTPORT/PORT KLANG	FROZEN COBIA FISH	363.10	11,982,300
3780	PT. WINDUBLAMBANGAN SEJATI	14-Mar	04.0-S-00625-2025	Malaysia	WESTPORT/PORT KLANG	FROZEN RAW OCTOPUS	16,225.00	1,647,138,432
3781	PT. SAMUDRA KENCANA MINA	14-Mar	04.0-S-00626-2025	Italy	LIVORNO	FROZEN OCTOPUS	21,000.00	1,850,940,000
3782	CV. PESONA MANDIRI	14-Mar	04.0-S-00637-2025	Malaysia	WESTPORT/PORT KLANG	FROZEN SPANISH MACKEREL FISH	2,704.00	113,568,000
3783	PT. SURYA INTI ANEKA PANGAN	14-Mar	04.0-S-00640-2025	Malaysia	PASIR GUDANG, JOHOR	Prawn 6x8 Cracker Singapore 07	2,100.00	136,500,000
3784	PT. SURYA INTI ANEKA PANGAN	14-Mar	04.0-S-00640-2025	Malaysia	PASIR GUDANG, JOHOR	SATELIT PRAWN AND FISH CRACKERS	592.00	37,000,000
3785	PT. SUMBER PANGAN NUSANTARA	14-Mar	04.0-S-00639-2025	France	DUNKERQUE	Fresh Frozen Froglegs	17,628.80	28,992,179,200
3786	PT. NISON INDONESIA	14-Mar	04.0-S-00564-2025	Kenya	MOMBASA	Canned Sardines	20,000.00	866,060,000

No.	NAMA UPI	TERBIT HC	NO. HC MUTU	NEGARA TUJUAN	PEL. TUJUAN	NAMA PRODUK	VOLUME (KG)	NILAI (RP)
3787	PT. NISON INDONESIA	14-Mar	04.0-S-00567-2025	Tanzania	DAR ES SALAAM	Canned Sardines	20,000.00	865,640,000
3788	PT. NISON INDONESIA	14-Mar	04.0-S-00565-2025	Tanzania	DAR ES SALAAM	Canned Sardines	20,000.00	879,200,000
3789	PT. INTI LUHUR FUJA ABADI	15-Mar	04.0-S-00671-2025	United States	LOS ANGELES	FROZEN PREMIUM SNAPPER CS STEAK	9,534.00	2,307,480,000
3790	PT. INTI LUHUR FUJA ABADI	15-Mar	04.0-S-00671-2025	United States	LOS ANGELES	FROZEN PREMIUM SNAPPER CS PORTION SKIN ON	7,550.02	1,791,849,240
3791	PT. VARIA NIAGA NUSANTARA	15-Mar	04.0-S-00670-2025	Switzerland	ROTTERDAM	FROZEN CATFISH WHOLE GUTTED	11,830.00	329,732,700
3792	PT. VARIA NIAGA NUSANTARA	15-Mar	04.0-S-00670-2025	Switzerland	ROTTERDAM	FROZEN RED TILAPIA WGS	8,070.00	394,623,000
3793	PT. VARIA NIAGA NUSANTARA	15-Mar	04.0-S-00670-2025	Switzerland	ROTTERDAM	FROZEN RED TILAPIA STEAKS	1,920.00	118,924,800
3794	PT. VARIA NIAGA NUSANTARA	15-Mar	04.0-S-00648-2025	United Kingdom (GB)	FELIXSTOWE	FROZEN TUNA BONITO WHOLE ROUND	700.00	26,243,000
3795	PT. LOUISIANA FAR EAST	15-Mar	04.0-S-00643-2025	Netherlands	ROTTERDAM	FROZEN FILO SHRIMP 10G	9,320.00	1,050,391,936
3796	PT. LOUISIANA FAR EAST	15-Mar	04.0-S-00643-2025	Netherlands	ROTTERDAM	FROZEN FILO SHRIMP 15G	2,782.50	377,690,976
3797	PT. LOUISIANA FAR EAST	15-Mar	04.0-S-00643-2025	Netherlands	ROTTERDAM	FROZEN SHRIMP CROQUETTE 30G/PCS	2,973.60	388,946,880
3798	PT. LOUISIANA FAR EAST	15-Mar	04.0-S-00643-2025	Netherlands	ROTTERDAM	FROZEN SHRIMP CROQUETTE 75G/PCS	2,851.20	365,908,736
3799	PT. MULTI PRAWN INDONESIA	15-Mar	04.0-S-00644-2025	Vietnam	CAT LAI	RAW HEADLESS BLACK TIGER	10,800.00	1,763,224,192
3800	PT. MULTI PRAWN INDONESIA	15-Mar	04.0-S-00649-2025	Japan	TOKYO	FROZEN SHRIMP	10,800.00	2,299,722,752
3801	PT. SOUTHERN MARINE PRODUCTS	15-Mar	04.0-S-00642-2025	Malaysia	PENANG	FROZEN FISH PASTE	25,000.00	1,000,000,000
3802	PT. BEE JAY SEAFOOD	15-Mar	04.0-S-00656-2025	Australia	BRISBANE	King Snapper	16,200.00	3,014,548,650
3803	PT. SUKSES LAUTAN INDONESIA	15-Mar	04.0-S-00667-2025	China	MAWEI	FROZEN RED SNAPPER WHOLE ROUND	12,085.50	1,226,413,061
3804	PT. SUKSES LAUTAN INDONESIA	15-Mar	04.0-S-00667-2025	China	MAWEI	FROZEN THREADFIN FISH WHOLE GUTTED	14,405.20	495,050,606
3805	PT. SUKSES LAUTAN INDONESIA	15-Mar	04.0-S-00667-2025	China	MAWEI	FROZEN THREADFIN FISH WHOLE ROUND	83.10	3,057,174
3806	PT. SUKSES LAUTAN INDONESIA	15-Mar	04.0-S-00664-2025	China	MAWEI	FROZEN THREADFIN FISH WHOLE GUTTED	12,016.00	412,187,288
3807	PT. SUKSES LAUTAN INDONESIA	15-Mar	04.0-S-00664-2025	China	MAWEI	FROZEN THREADFIN FISH WHOLE ROUND	15,001.80	548,619,192
3808	PT. SURYA ALAM TUNGGAL	15-Mar	04.0-S-00653-2025	United States	NEW YORK	RAW HEADLESS EASY PEELED VANNAMEI	15,860.02	2,254,200,503
3809	PT. SURYA ALAM TUNGGAL	15-Mar	04.0-S-00655-2025	United States	NEW YORK	RAW & PEELED VANNAMEI	15,422.30	2,660,593,507
3810	PT. SURYA ALAM TUNGGAL	15-Mar	04.0-S-00652-2025	United States	NEW YORK	RAW HEADLESS EASY PEELED VANNAMEI	14,968.70	1,851,747,940
3811	CV. PESONA MANDIRI	15-Mar	04.0-S-00654-2025	Malaysia	KOTA KINABALU, SABAH	FROZEN BLACK POMFRET	6,460.00	190,117,800
3812	CV. PESONA MANDIRI	15-Mar	04.0-S-00654-2025	Malaysia	KOTA KINABALU, SABAH	FROZEN GREEN JOBFISH	659.00	15,084,510
3813	CV. PESONA MANDIRI	15-Mar	04.0-S-00654-2025	Malaysia	KOTA KINABALU, SABAH	FROZEN JAVELIN GRUNTER FISH	1,000.00	32,700,000
3814	CV. PESONA MANDIRI	15-Mar	04.0-S-00654-2025	Malaysia	KOTA KINABALU, SABAH	FROZEN BARRAMUNDI	7,500.00	232,987,500
3815	CV. PESONA MANDIRI	15-Mar	04.0-S-00654-2025	Malaysia	KOTA KINABALU, SABAH	FROZEN JOHNS SNAPPER FISH	700.00	22,890,000
3816	CV. PESONA MANDIRI	15-Mar	04.0-S-00654-2025	Malaysia	KOTA KINABALU, SABAH	FROZEN EMPEROR FISH	705.10	19,598,255

No.	NAMA UPI	TERBIT HC	NO. HC MUTU	NEGARA TUJUAN	PEL. TUJUAN	NAMA PRODUK	VOLUME (KG)	NILAI (RP)
3817	CV. PESONA MANDIRI	15-Mar	04.0-S-00654-2025	Malaysia	KOTA KINABALU, SABAH	FROZEN GIANT TREVALLY FISH	582.20	14,278,455
3818	CV. PESONA MANDIRI	15-Mar	04.0-S-00645-2025	Malaysia	KOTA KINABALU, SABAH	FROZEN HORSE MACKEREL	6,988.00	79,977,660
3819	PT. INTI LUHUR FUJA ABADI	15-Mar	04.0-S-00661-2025	China	FUZHOU	FROZEN THREADFIN FISH	28,001.60	874,348,838
3820	PT Sekar Bumi Tbk	15-Mar	04.0-S-00662-2025	United States	NEW YORK	VANNAMEI RAW EZ PEEL IQF SHRIMP	15,876.00	1,888,545,600
3821	PT. SURYA ALAM TUNGGAL	15-Mar	04.0-S-00663-2025	Canada	MONTREAL	RAW HEADLESS EASY PEELED VANNAMEI	16,329.49	2,420,699,927
3822	PT. SURYA ALAM TUNGGAL	15-Mar	04.0-S-00668-2025	Canada	TORONTO	Raw HL EZP Black Tiger	13,812.03	3,904,743,753
3823	PT. INTI LAUTAN FAJAR ABADI	17-Mar	04.0-S-00735-2025	United States	MIAMI	SNAPPER	95.35	144,047
3824	PT. INTI LAUTAN FAJAR ABADI	17-Mar	04.0-S-00735-2025	United States	MIAMI	SNAPPER	1,391.96	200,507,662
3825	PT. INTI LAUTAN FAJAR ABADI	17-Mar	04.0-S-00735-2025	United States	MIAMI	SNAPPER	28.60	144,047
3826	CV. TIRTA SURYA SRI REJEKI	17-Mar	04.0-S-00690-2025	China	TIANJIN	DRIED FISH MAW	44.50	19,357,500
3827	CV. TIRTA SURYA SRI REJEKI	17-Mar	04.0-S-00690-2025	China	TIANJIN	DRIED FISH MAW	3.20	3,155,200
3828	PT. ANEKA TUNA INDONESIA	17-Mar	04.0-S-00698-2025	Chile	SAN ANTONIO	CANNED TUNA	58,060.80	3,393,769,882
3829	PT. ANEKA TUNA INDONESIA	17-Mar	04.0-S-00701-2025	Chile	SAN ANTONIO	CANNED TUNA	58,060.80	3,393,769,882
3830	PT. PASIFIK HARVEST INDONESIA	17-Mar	04.0-S-00709-2025	Cameroon	DOUALA	CANNED SARDINES	60,761.40	2,565,589,354
3831	PT INDONUSA ALGAEMAS PRIMA	17-Mar	04.0-S-00700-2025	Chile	VALPARAISO	SRC (CARRAGEENAN KAPPA)	25,000.00	2,840,331,281
3832	PT WINAROS KAWULA BAHARI	17-Mar	04.0-S-00687-2025	Poland	HAMBURG	Frozen Vannamei Sushi Shrimp	3,782.50	896,592,453
3833	PT WINAROS KAWULA BAHARI	17-Mar	04.0-S-00687-2025	Poland	HAMBURG	Frozen Vannamei Broken Sushi Shrimp	11,500.00	2,213,416,500
3834	PT WINAROS KAWULA BAHARI	17-Mar	04.0-S-00681-2025	United States	LOS ANGELES	White Vannamei Nobashi Ebi	14,040.00	2,293,574,400
3835	PT. PASIFIK HARVEST INDONESIA	17-Mar	04.0-S-00706-2025	Cameroon	DOUALA	CANNED SARDINES	60,761.40	2,565,589,354
3836	PT. REX CANNING	17-Mar	04.0-S-00694-2025	Canada	CALGARY	CANNED BABY CLAM IN BRINE	14,263.00	884,833,731
3837	CV. MARINA SEJAHTERA	17-Mar	04.0-S-00676-2025	China	SHANGHAI PU DONG APT	FROZEN SQUID	25.00	2,494,000
3838	CV. MARINA SEJAHTERA	17-Mar	04.0-S-00676-2025	China	SHANGHAI PU DONG APT	FROZEN SQUID	100.00	1,450,000
3839	PT. EDMAR MANDIRI JAYA	17-Mar	04.0-S-00708-2025	Japan	HAKATA	FROZEN SKIPJACK WHOLE ROUND	51,000.00	1,174,784
3840	PT. INTI LAUTAN FAJAR ABADI	17-Mar	04.0-S-00732-2025	United States	MIAMI	SNAPPER	2,524.24	363,611,724
3841	PT. INTI LAUTAN FAJAR ABADI	17-Mar	04.0-S-00732-2025	United States	MIAMI	SNAPPER	313.26	45,124,476
3842	PT. INTI LAUTAN FAJAR ABADI	17-Mar	04.0-S-00731-2025	United States	MIAMI	SNAPPER	2,867.01	693,859,425
3843	PT. INTI LAUTAN FAJAR ABADI	17-Mar	04.0-S-00731-2025	United States	MIAMI	SNAPPER	626.52	151,627,238
3844	PT. INTI LAUTAN FAJAR ABADI	17-Mar	04.0-S-00736-2025	United States	MIAMI	SNAPPER	1,334.76	318,672,615
3845	PT. INTI LAUTAN FAJAR ABADI	17-Mar	04.0-S-00737-2025	United States	MIAMI	GROUPE	2,043.00	535,206,753
3846	PT. INTI LAUTAN FAJAR ABADI	17-Mar	04.0-S-00733-2025	United States	MIAMI	SNAPPER	3,059.96	735,005,452
3847	PT. INTI LAUTAN FAJAR ABADI	17-Mar	04.0-S-00733-2025	United States	MIAMI	SNAPPER	245.16	58,887,677
3848	PT. INTI LAUTAN FAJAR ABADI	17-Mar	04.0-S-00734-2025	United States	MIAMI	GROUPE	1,380.16	426,662,662
3849	PT. INTI LAUTAN FAJAR ABADI	17-Mar	04.0-S-00730-2025	United States	MIAMI	YELLOWFIN TUNA	3,014.56	505,336,722
3850	PT. SURYA ADIKUMALA ABADI	17-Mar	04.0-S-00673-2025	United States	WORCESTER	COOKED & PEELED VANNAMEI	15,875.90	2,568,244,343
3851	PT. INTI LAUTAN FAJAR ABADI	17-Mar	04.0-S-00697-2025	United States	HONOLULU	SNAPPER	8,172.00	1,731,638,628
3852	PT. SURYA ADIKUMALA ABADI	17-Mar	04.0-S-00674-2025	United States	WORCESTER	COOKED & PEELED VANNAMEI	15,875.90	2,353,999,073
3853	PT. SURYA ALAM TUNGGAL	17-Mar	04.0-S-00693-2025	United States	CHICAGO	Raw Peeled Black Tiger	12,020.32	2,698,393,556
3854	PT. SURYA ALAM TUNGGAL	17-Mar	04.0-S-00692-2025	United States	CHICAGO	Cooked Peeled Black Tiger	4,309.17	847,704,232
3855	PT. EDMAR MANDIRI JAYA	17-Mar	04.0-S-00710-2025	Japan	HAKATA	FROZEN FRIGATE MACKEREL	25,500.00	9,701,372,235
3856	PT. SUKSES LAUTAN INDONESIA	17-Mar	04.0-S-00716-2025	China	MAWEI	FROZEN RIBBON FISH WHOLE ROUND	10,387.40	327,618,732

No.	NAMA UPI	TERBIT HC	NO. HC MUTU	NEGARA TUJUAN	PEL. TUJUAN	NAMA PRODUK	VOLUME (KG)	NILAI (RP)
3857	PT. SUKSES LAUTAN INDONESIA	17-Mar	04.0-S-00716-2025	China	MAWEI	FROZEN CROAKER FISH WHOLE ROUND	16,742.20	700,670,378
3858	PT. SUKSES LAUTAN INDONESIA	17-Mar	04.0-S-00716-2025	China	MAWEI	FROZEN EEL FISH WHOLE ROUND	182.20	9,576,319
3859	PT. SUKSES LAUTAN INDONESIA	17-Mar	04.0-S-00725-2025	China	MAWEI	FROZEN EEL FISH WHOLE ROUND	25,812.70	1,169,604,669
3860	PT. SUKSES LAUTAN INDONESIA	17-Mar	04.0-S-00743-2025	China	MAWEI	LAND FROZEN SQUID WHOLE ROUND	18,169.10	2,350,674,832
3861	PT. SUKSES LAUTAN INDONESIA	17-Mar	04.0-S-00747-2025	China	MAWEI	FROZEN EEL FISH WHOLE ROUND	7,822.90	365,059,520
3862	PT.KARYA KENCANA SUMBER SARI	17-Mar	04.0-S-00688-2025	Taiwan	KEELUNG (CHILUNG)	Shrimp Crackers	4,996.00	320,995,164
3863	CV. JAVA FISH	17-Mar	04.0-S-00682-2025	Hong Kong	HONG KONG	IKAN SWANGI	1,800.00	45,000,000
3864	CV. JAVA FISH	17-Mar	04.0-S-00682-2025	Hong Kong	HONG KONG	THREADFIN BLUE	700.00	24,500,000
3865	CV. JAVA FISH	17-Mar	04.0-S-00682-2025	Hong Kong	HONG KONG	SILVER POMFRET	600.00	33,000,000
3866	CV. JAVA FISH	17-Mar	04.0-S-00682-2025	Hong Kong	HONG KONG	RED SNAPPER	50.00	2,250,000
3867	CV. JAVA FISH	17-Mar	04.0-S-00682-2025	Hong Kong	HONG KONG	SAND WHITING FISH	250.00	6,250,000
3868	CV. JAVA FISH	17-Mar	04.0-S-00682-2025	Hong Kong	HONG KONG	GROUPEL	125.00	4,375,000
3869	CV. JAVA FISH	17-Mar	04.0-S-00682-2025	Hong Kong	HONG KONG	BARRAMUNDI SKIN ON	300.00	9,000,000
3870	CV. JAVA FISH	17-Mar	04.0-S-00683-2025	Hong Kong	HONG KONG	Hairtail	660.00	29,700,000
3871	CV. JAVA FISH	17-Mar	04.0-S-00683-2025	Hong Kong	HONG KONG	TENGGIRI	250.00	10,000,000
3872	CV. JAVA FISH	17-Mar	04.0-S-00691-2025	Hong Kong	HONG KONG	FRESH WHITE SHRIMP	780.00	39,000,000
3873	CV. JAVA FISH	17-Mar	04.0-S-00691-2025	Hong Kong	HONG KONG	FRESH TIGER SHRIMP	60.00	3,000,000
3874	CV. JAVA FISH	17-Mar	04.0-S-00691-2025	Hong Kong	HONG KONG	FRESH DOGOL SHRIMP	60.00	3,000,000
3875	CV. JAVA FISH	17-Mar	04.0-S-00691-2025	Hong Kong	HONG KONG	FRESH FLOWER SHRIMP	60.00	3,000,000
3876	CV. PESONA MANDIRI	17-Mar	04.0-S-00685-2025	China	FUZHOU	FROZEN PAMPANO FISH	25,426.60	402,757,344
3877	PT GREEN ONE BIOTECHNOLOGY	17-Mar	04.0-S-00680-2025	Spain	VIGO	SEMI REFINED CARRAGEENAN	25,000.00	2,742,063,750
3878	PT. ISTANA CIPTA SEMBADA	17-Mar	04.0-S-00722-2025	Japan	TOKYO,	RAW PEELED VANNAMEI	11,420.00	1,627,155,860
3879	PT. ISTANA CIPTA SEMBADA	17-Mar	04.0-S-00723-2025	Japan	TOKYO	FROZEN OCTOPUS	1,450.00	154,828,100
3880	PT. ISTANA CIPTA SEMBADA	17-Mar	04.0-S-00724-2025	Japan	TOKYO	RAW PEELED VANNAMEI	19,440.00	2,343,666,960
3881	PT GREEN ONE BIOTECHNOLOGY	17-Mar	04.0-S-00678-2025	Spain	VIGO	SEMI REFINED CARRAGEENAN	25,000.00	2,737,965,000
3882	PT. SAMUDRA SEAFOOD PRODUCTS	17-Mar	04.0-S-00672-2025	United States	NEW YORK	IQF RAW PEELED DEVEINED TAIL ON WHITE SHRIMP	15,875.73	2,491,521,190
3883	PT. SEKAR KATOKICHI	17-Mar	04.0-S-00679-2025	United States	HOUSTON	Raw Breaded Aligned Butterfly Tail On Vannamei Shr	15,526.80	1,709,423,046
3884	PT. REX CANNING	17-Mar	04.0-S-00677-2025	United States	SAVANNAH,US	CANNED CRABMEAT IN BRINE	12,240.00	3,354,408,720
3885	PT. SINDABAD MARINE PIONEER	17-Mar	04.0-S-00675-2025	China	QINGDAO	FROZEN FLYING FISH ROE	20,000.00	4,050,000,000
3886	PT BANDENG OERANG SEJAHTERA	17-Mar	04.0-S-00689-2025	China	XINGANG	FROZEN RIBBON FISH	22,239.50	739,996,800
3887	PT. PASIFIK HARVEST INDONESIA	17-Mar	04.0-S-00703-2025	Cameroon	DOUALA	CANNED SARDINES	81,015.20	3,420,785,805
3888	CV. PASIFIC HARVEST	17-Mar	04.0-S-00711-2025	SERBIA	BAR	CANNED SARDINELLAS	20,000.00	826,640,000
3889	CV. MARINA SEJAHTERA	17-Mar	04.0-S-00695-2025	Taiwan	TAIPEI	FRESH SPANISH MACKERELS	700.00	60,900,000
3890	CV. MARINA SEJAHTERA	17-Mar	04.0-S-00695-2025	Taiwan	TAIPEI	FRESH PURPLE-SPOTTED BIGEYE	300.00	19,500,000

No.	NAMA UPI	TERBIT HC	NO. HC MUTU	NEGARA TUJUAN	PEL. TUJUAN	NAMA PRODUK	VOLUME (KG)	NILAI (RP)
3891	PT. PHILLIPS SEAFOODS INDONESIA	17-Mar	04.0-S-00704-2025	United States	BALTIMORE	FROZEN FISH BARRAMUNDI	13,620.00	2,357,499,420
3892	PT. GEMA ISTA RAYA	17-Mar	04.0-S-00696-2025	Cote D Ivoire (Ivory Coast)	ABIDJAN	CANNED SARDINES	40,000.00	1,397,760,000
3893	PT. ISTANA CIPTA SEMBADA	17-Mar	04.0-S-00728-2025	Japan	TOKYO	RAW PEELED VANNAMEI	19,440.00	2,344,561,200
3894	PT. AMARTA CARRAGEENAN INDONESIA	17-Mar	04.0-S-00720-2025	Philippines	MANILA	PERFORATED COARSE KAPPA	14,000.00	1,522,500,000
3895	PT. GRAHAMAKMUR CIPTAPRATAMA	17-Mar	04.0-S-00713-2025	United States	NEW YORK	FROZEN RAW VANNAMEI PEELED DEVEINED TAIL ON	15,663.00	2,460,469,344
3896	CV. PASIFIC HARVEST	17-Mar	04.0-S-00715-2025	Germany	HAMBURG	CANNED SARDINES	1.87	106,666
3897	CV. MARINA SEJAHTERA	17-Mar	04.0-S-00717-2025	Japan	TOKYO	FROZEN SHRIMP	6,004.80	1,103,828,015
3898	PT. GRAHAMAKMUR CIPTAPRATAMA	17-Mar	04.0-S-00721-2025	United States	NEW YORK	FROZEN RAW VANNAMEI PEELED DEVEINED TAIL ON	15,436.00	2,647,783,388
3899	PT. GEMA ISTA RAYA	17-Mar	04.0-S-00726-2025	Saudi Arabia	AD DAMMAM	CANNED SARDINES	76,250.00	2,664,480,000
3900	PT. TUNA INDONESIA MANDIRI	17-Mar	04.0-S-00729-2025	Japan	SHIMIZU	FROZEN COOKED YELLOWFIN LOIN DOUBLE CLEAN	72,000.00	6,667,200,000
3901	PT. TUNA INDONESIA MANDIRI	17-Mar	04.0-S-00729-2025	Japan	SHIMIZU	SAMPLE OF FROZEN COOKED YELLOWFIN LOIN DOUBLE CLEA	60.00	5,556,000
3902	PT Sekar Bumi Tbk	17-Mar	04.0-S-00746-2025	United States	LONG BEACH	VANNAMEI RAW PD TAIL OFF IQF SHRIMP	14,696.64	1,925,854,240
3903	PT. MEGA MARINE PRIDE	17-Mar	04.0-S-00744-2025	Korea (South)	BUSAN (EX PUSAN)	Frozen Argentina Red Shrimp	18,000.00	3,408,797,412
3904	PT. AMARTA CARRAGEENAN INDONESIA	17-Mar	04.0-S-00738-2025	Thailand	BANGKOK	SRC (CARRAGEENAN KAPPA) (FEED GRADE)	20,000.00	1,905,600,000
3905	PT. MEGA MARINE PRIDE	17-Mar	04.0-S-00745-2025	Korea (South)	BUSAN (EX PUSAN)	Frozen Argentina Red Shrimp	18,000.00	3,421,716,344
3906	CV.GIOVANNI SUKSES MAKMUR	17-Mar	04.0-S-00739-2025	United States	NEW YORK	FROZEN YELLOWFIN TUNA	18,160.00	2,951,100,000
3907	PT Sekar Bumi Tbk	17-Mar	04.0-S-00748-2025	United States	LOS ANGELES	VANNAMEI RAW PD TAIL ON IQF SHRIMP	15,649.20	2,388,925,280
3908	PT Sekar Bumi Tbk	17-Mar	04.0-S-00742-2025	United States	NEW YORK	VANNAMEI RAW PD TAIL ON IQF SHRIMP	15,876.00	2,223,957,600
3909	PT. HAKIKI DONARTA	18-Mar	04.0-S-00751-2025	Italy	TRIESTE	AGAR AGAR POWDER TYPE SPA-OR	17,170.00	3,645,719,808
3910	PT. HAKIKI DONARTA	18-Mar	04.0-S-00751-2025	Italy	TRIESTE	AGAR AGAR POWDER TYPE SPK	2,160.00	265,325,760
3911	PT. Keong Nusantara Abadi	18-Mar	04.0-S-00766-2025	United States	NEW YORK	CANNED SNAIL MEAT	12,672.00	1,121,269,248
3912	PT. SURYA ALAM TUNGGAL	18-Mar	04.0-S-00758-2025	United States	NEW YORK	RAW & PEELED VANNAMEI	15,422.30	3,215,595,817
3913	PT. SURYA ALAM TUNGGAL	18-Mar	04.0-S-00760-2025	United States	NEW YORK	RAW & PEELED VANNAMEI	15,422.30	2,327,579,783
3914	PT. INTI LAUTAN FAJAR ABADI	18-Mar	04.0-S-00785-2025	Thailand	LAT KRABANG	GROUPEL HEAD	11,480.00	273,993,160
3915	PT. ANEKA TUNA INDONESIA	18-Mar	04.0-S-00755-2025	Japan	SHIMIZU	CANNED TUNA	3,870.72	371,287,204
3916	PT. ANEKA TUNA INDONESIA	18-Mar	04.0-S-00755-2025	Japan	SHIMIZU	CANNED TUNA	5,806.08	514,424,494
3917	PT INDONUSA ALGAEMAS PRIMA	18-Mar	04.0-S-00763-2025	Chile	VALPARAISO	SRC (CARRAGEENAN KAPPA)	25,000.00	2,840,331,281
3918	PT. PASIFIK HARVEST INDONESIA	18-Mar	04.0-S-00781-2025	Senegal	DAKAR	CANNED SARDINES	40,632.60	1,681,051,927
3919	PT. PASIFIK HARVEST INDONESIA	18-Mar	04.0-S-00780-2025	Equatorial Guinea	MALABO	CANNED SARDINES	40,632.60	1,732,249,003
3920	PT. SURYA ALAM TUNGGAL	18-Mar	04.0-S-00759-2025	United States	JACKSONVILLE	COOKED PEELED VANNAMEI	14,968.70	2,316,331,482
3921	PT. ANEKA TUNA INDONESIA	18-Mar	04.0-S-00765-2025	Japan	OSAKA	CANNED TUNA	16,450.56	1,577,970,616
3922	PT. ANEKA TUNA INDONESIA	18-Mar	04.0-S-00765-2025	Japan	OSAKA	CANNED TUNA	12,579.84	1,114,586,404

No.	NAMA UPI	TERBIT HC	NO. HC MUTU	NEGARA TUJUAN	PEL. TUJUAN	NAMA PRODUK	VOLUME (KG)	NILAI (RP)
3923	PT. ANEKA TUNA INDONESIA	18-Mar	04.0-S-00769-2025	Netherlands	ROTTERDAM	CANNED TUNA	1,418,040.00	1,347,733,577
3924	PT. SURYA ALAM TUNGGAL	18-Mar	04.0-S-00761-2025	Canada	MONTREAL	RAW HEADLESS BLACK TIGER	4,354.53	1,031,897,329
3925	PT. SURYA ALAM TUNGGAL	18-Mar	04.0-S-00761-2025	Canada	MONTREAL	Raw Peeled Black Tiger	12,337.84	3,216,524,239
3926	PT. ANEKA TUNA INDONESIA	18-Mar	04.0-S-00777-2025	Singapore	SINGAPORE	CANNED TUNA	6,528.00	529,551,360
3927	PT. ANEKA TUNA INDONESIA	18-Mar	04.0-S-00777-2025	Singapore	SINGAPORE	CANNED TUNA	7,344.00	625,231,440
3928	PT. SURYA ADIKUMALA ABADI	18-Mar	04.0-S-00764-2025	United States	WORCESTER	RAW HEADLESS EASY PEELED VANNAMEI	15,422.30	2,587,430,116
3929	PT. SURYA ADIKUMALA ABADI	18-Mar	04.0-S-00768-2025	United States	WORCESTER	RAW HEADLESS EASY PEELED VANNAMEI	15,875.90	2,096,888,872
3930	PT Sekar Bumi Tbk	18-Mar	04.0-S-00788-2025	China	QINGDAO	FROZEN FISH CHIPS	1.00	15,500
3931	PT. AGROMINA WICAKSANA	18-Mar	04.0-S-00789-2025	Thailand	BANGKOK	FROZEN OCTOPUS BALL TYPE	4.70	1,940,910
3932	PT. AGROMINA WICAKSANA	18-Mar	04.0-S-00789-2025	Thailand	BANGKOK	FROZEN LOLIGO SQUID	9.08	1,940,910
3933	PT. AGROMINA WICAKSANA	18-Mar	04.0-S-00787-2025	Thailand	BANGKOK	Frozen King Fish Whole Round	10.70	721,525
3934	PT. AGROMINA WICAKSANA	18-Mar	04.0-S-00786-2025	Thailand	BANGKOK	FROZEN BLACK POMFRET	2.00	99,200
3935	PT. SURYA ADIKUMALA ABADI	18-Mar	04.0-S-00767-2025	United States	WORCESTER	RAW HEADLESS EASY PEELED VANNAMEI	15,422.30	2,587,430,116
3936	CV. JAVA FISH	18-Mar	04.0-S-00752-2025	Singapore	SINGAPORE	BARRAMUNDI SKIN ON	105.00	3,150,000
3937	CV. JAVA FISH	18-Mar	04.0-S-00752-2025	Singapore	SINGAPORE	FLATFISH	70.00	1,750,000
3938	CV. JAVA FISH	18-Mar	04.0-S-00752-2025	Singapore	SINGAPORE	Goldband Snapper	700.00	28,000,000
3939	CV. JAVA FISH	18-Mar	04.0-S-00752-2025	Singapore	SINGAPORE	GOLDEN SNAPPER	175.00	5,250,000
3940	CV. JAVA FISH	18-Mar	04.0-S-00752-2025	Singapore	SINGAPORE	GROUPEL	1,750.00	61,250,000
3941	CV. JAVA FISH	18-Mar	04.0-S-00752-2025	Singapore	SINGAPORE	RED SNAPPER	70.00	3,150,000
3942	CV. JAVA FISH	18-Mar	04.0-S-00752-2025	Singapore	SINGAPORE	SAND WHITING FISH	1,050.00	26,250,000
3943	CV. JAVA FISH	18-Mar	04.0-S-00752-2025	Singapore	SINGAPORE	SILVER POMFRET	2,800.00	154,000,000
3944	CV. JAVA FISH	18-Mar	04.0-S-00752-2025	Singapore	SINGAPORE	THREADFIN BLUE	2,275.00	79,625,000
3945	CV. JAVA FISH	18-Mar	04.0-S-00752-2025	Singapore	SINGAPORE	FRESH LEATHER JACKET FISH	70.00	2,450,000
3946	CV. JAVA FISH	18-Mar	04.0-S-00753-2025	Singapore	SINGAPORE	Hairtail	1,200.00	54,000,000
3947	CV. JAVA FISH	18-Mar	04.0-S-00753-2025	Singapore	SINGAPORE	TENGGIRI	1,500.00	60,000,000
3948	CV. JAVA FISH	18-Mar	04.0-S-00754-2025	Singapore	SINGAPORE	FRESH WHITE SHRIMP	3,280.00	164,000,000
3949	CV. JAVA FISH	18-Mar	04.0-S-00754-2025	Singapore	SINGAPORE	SLIPPER LOBSTER	100.00	6,000,000
3950	PT. BANYUWANGI CANNERY INDONESIA	18-Mar	04.0-S-00775-2025	Saudi Arabia	KING KHALID	CANNED TUNA	7.50	122,940
3951	PT. SOUTHERN MARINE PRODUCTS	18-Mar	04.0-S-00771-2025	Singapore	SINGAPORE CONTAINER TERMINAL	FROZEN FISH PASTE	24,000.00	1,000,000,000
3952	PT. REX CANNING	18-Mar	04.0-S-00770-2025	United States	MIAMI	CANNED SNAIL IN BRINE	16,218.00	1,477,184,094
3953	PT. REX CANNING	18-Mar	04.0-S-00772-2025	United States	BALTIMORE	CANNED CRABMEAT IN BRINE	13,668.00	4,053,327,408
3954	PT. SOUTHERN MARINE PRODUCTS	18-Mar	04.0-S-00774-2025	Singapore	SINGAPORE CONTAINER TERMINAL	FROZEN FISH PASTE	25,000.00	1,000,000,000
3955	PT ASIA SEJAHTERA MINA TBK.	18-Mar	04.0-S-00773-2025	Vietnam	HAIPHONG	DRIED GRACILARIA	75,000.00	700,886,250
3956	PT LAUTINDO SYNERGY SEJAHTERA	18-Mar	04.0-S-00776-2025	Jordan	AQABA (EL AKABA)	FROZEN,CLEANING AND PRECOOKED SKIPJACK LOINS	56,000.00	3,833,760,000
3957	PT. AMARTA CARRAGEENAN INDONESIA	18-Mar	04.0-S-00778-2025	Malaysia	KUALA SELANGOR	SRC (CARRAGEENAN KAPPA)	0.50	180,000
3958	PT. TRI MITRA MAKMUR - PLANT 2	18-Mar	04.0-S-00783-2025	United States	NEW YORK	FROZEN RAW SHRIMP	14,074.00	2,273,850,000

No.	NAMA UPI	TERBIT HC	NO. HC MUTU	NEGARA TUJUAN	PEL. TUJUAN	NAMA PRODUK	VOLUME (KG)	NILAI (RP)
3959	PT ASIA SEJAHTERA MINA TBK.	18-Mar	04.0-S-00779-2025	Vietnam	HAIPHONG	DRIED GRACILARIA	25,000.00	225,431,250
3960	PT BANDENG OERANG SEJAHTERA	18-Mar	04.0-S-00791-2025	China	XINGANG	FROZEN RIBBON FISH	22,239.50	739,992,000
3961	PT. TRI MITRA MAKMUR - PLANT 2	18-Mar	04.0-S-00784-2025	United States	NEW YORK	Frozen Breaded Shrimp	855.34	82,914,840
3962	PT Sekar Bumi Tbk	18-Mar	04.0-S-00782-2025	United States	NEW YORK	VANNAMEI RAW PD TAIL ON IQF SHRIMP	15,876.00	2,223,957,600
3963	PT Sekar Bumi Tbk	18-Mar	04.0-S-00790-2025	China	QINGDAO	FROZEN SHRIMP BALL	1.00	15,500
3964	PT. SINDABAD MARINE PIONEER	19-Mar	04.0-S-00658-2025	Taiwan	KEELUNG (CHILUNG)	FROZEN FLYING FISH ROE	19,300.00	3,995,100,000
3965	PT. HAKIKI DONARTA	19-Mar	04.0-S-00796-2025	Japan	YOKOHAMA	AGAR AGAR POWDER TYPE RA 1000	1,000.00	254,122,500
3966	PT. CITA RASA SUKSES	19-Mar	04.0-S-00802-2025	Singapore	SINGAPORE	Food Flavouring Material SPO	500.00	56,019,500
3967	PT. EDMAR MANDIRI JAYA	19-Mar	04.0-S-00804-2025	Thailand	LAT KRABANG	FROZEN SKIPJACK TUNA WHOLE ROUND	50,000.00	1,317,362,750
3968	PT. ANEKA TUNA INDONESIA	19-Mar	04.0-S-00800-2025	Australia	BRISBANE	CANNED TUNA	16,092.00	910,678,464
3969	PT. ANEKA TUNA INDONESIA	19-Mar	04.0-S-00799-2025	Australia	BRISBANE	POUCHED TUNA	240.00	19,599,840
3970	PT. ANEKA TUNA INDONESIA	19-Mar	04.0-S-00797-2025	Australia	MELBOURNE	CANNED TUNA	27,705.60	2,697,001,632
3971	PT. ANEKA TUNA INDONESIA	19-Mar	04.0-S-00797-2025	Australia	MELBOURNE	SAMPLE OF CANNED TUNA	2.22	215,038
3972	PT. ANEKA TUNA INDONESIA	19-Mar	04.0-S-00821-2025	Australia	MELBOURNE	CANNED TUNA	26,812.80	2,578,721,040
3973	PT. ANEKA TUNA INDONESIA	19-Mar	04.0-S-00821-2025	Australia	MELBOURNE	SAMPLE OF CANNED TUNA	1.71	164,160
3974	PT LAUTINDO SYNERGY SEJAHTERA	19-Mar	04.0-S-00792-2025	Thailand	SONGKHLA	FROZEN PRECOOKED SKIPJACK LOINS	45,000.00	2,992,680,000
3975	PT LAUTINDO SYNERGY SEJAHTERA	19-Mar	04.0-S-00792-2025	Thailand	SONGKHLA	FROZEN PRECOOKED SKIPJACK SHREDDED	5,000.00	332,520,000
3976	PT. PHILLIPS SEAFOODS INDONESIA	19-Mar	04.0-S-00806-2025	United States	BALTIMORE	FROZEN VALUE ADDED CRAB	5,296.32	2,128,013,709
3977	PT LAUTINDO SYNERGY SEJAHTERA	19-Mar	04.0-S-00793-2025	Thailand	SONGKHLA	FROZEN PRECOOKED SKIPJACK LOINS	45,000.00	2,992,680,000
3978	PT LAUTINDO SYNERGY SEJAHTERA	19-Mar	04.0-S-00793-2025	Thailand	SONGKHLA	FROZEN PRECOOKED SKIPJACK SHREDDED	5,000.00	332,520,000
3979	CV. SARI MUTIARA ABADI	19-Mar	04.0-S-00818-2025	Taiwan	TAINAN	AGAR AGAR POWDER GS 850 - 900	1.00	50,000
3980	PT. PHILLIPS SEAFOODS INDONESIA	19-Mar	04.0-S-00810-2025	United States	BALTIMORE	FROZEN VALUE ADDED SQUID	6,987.20	1,141,324,184
3981	PT. WINDUBLAMBANGAN SEJATI	19-Mar	04.0-S-00801-2025	Italy	LIVORNO	FROZEN RAW OCTOPUS	16,627.50	13,303,524,000
3982	CV. PASIFIC HARVEST	19-Mar	04.0-S-00828-2025	Senegal	DAKAR	CANNED SARDINES	20,000.00	8,265,440,000
3983	PT. SAMUDRA SEAFOOD PRODUCTS	19-Mar	04.0-S-00822-2025	United States	NORFOLK	IQF RAW PEELED DEVEINED TAIL ON WHITE SHRIMP	15,436.00	2,254,998,932
3984	PT. ANEKA TUNA INDONESIA	19-Mar	04.0-S-00826-2025	Kuwait	SHUWAIKH	CANNED TUNA	22,563.84	1,496,907,709
3985	PT. SAMUDRA SEAFOOD PRODUCTS	19-Mar	04.0-S-00832-2025	United States	LOS ANGELES	IQF COOKED PEELED DEVEINED TAIL ON WHITE SHRIMP	20,009.98	2,453,925,930
3986	PT. ANEKA TUNA INDONESIA	19-Mar	04.0-S-00833-2025	Australia	MELBOURNE	CANNED TUNA	26,812.80	3,458,368,570
3987	PT. ANEKA TUNA INDONESIA	19-Mar	04.0-S-00833-2025	Australia	MELBOURNE	SAMPLE OF CANNED TUNA	2.57	129,309
3988	CV. JAVA FISH	19-Mar	04.0-S-00813-2025	Singapore	SINGAPORE	BARRAMUNDI SKIN ON	105.00	3,150,000
3989	CV. JAVA FISH	19-Mar	04.0-S-00813-2025	Singapore	SINGAPORE	FLATFISH	70.00	1,750,000

No.	NAMA UPI	TERBIT HC	NO. HC MUTU	NEGARA TUJUAN	PEL. TUJUAN	NAMA PRODUK	VOLUME (KG)	NILAI (RP)
3990	CV. JAVA FISH	19-Mar	04.0-S-00813-2025	Singapore	SINGAPORE	Goldband Snapper	700.00	28,000,000
3991	CV. JAVA FISH	19-Mar	04.0-S-00813-2025	Singapore	SINGAPORE	GOLDEN SNAPPER	175.00	5,250,000
3992	CV. JAVA FISH	19-Mar	04.0-S-00813-2025	Singapore	SINGAPORE	GROUPEL	1,750.00	61,250,000
3993	CV. JAVA FISH	19-Mar	04.0-S-00813-2025	Singapore	SINGAPORE	RED SNAPPER	70.00	3,150,000
3994	CV. JAVA FISH	19-Mar	04.0-S-00813-2025	Singapore	SINGAPORE	SAND WHITING FISH	1,050.00	26,250,000
3995	CV. JAVA FISH	19-Mar	04.0-S-00813-2025	Singapore	SINGAPORE	SILVER POMFRET	2,800.00	154,000,000
3996	CV. JAVA FISH	19-Mar	04.0-S-00813-2025	Singapore	SINGAPORE	THREADFIN BLUE	2,135.00	74,725,000
3997	CV. JAVA FISH	19-Mar	04.0-S-00813-2025	Singapore	SINGAPORE	FRESH LEATHER JACKET FISH	70.00	2,450,000
3998	CV. JAVA FISH	19-Mar	04.0-S-00805-2025	Singapore	SINGAPORE	Hairtail	875.00	39,375,000
3999	CV. JAVA FISH	19-Mar	04.0-S-00805-2025	Singapore	SINGAPORE	TENGGIRI	1,500.00	60,000,000
4000	CV. JAVA FISH	19-Mar	04.0-S-00812-2025	Singapore	SINGAPORE	FRESH WHITE SHRIMP	3,100.00	155,000,000
4001	CV. JAVA FISH	19-Mar	04.0-S-00812-2025	Singapore	SINGAPORE	SLIPPER LOBSTER	100.00	6,000,000
4002	PT. MAJU BERSAMA KARIB	19-Mar	04.0-S-00819-2025	United States	BALTIMORE	CANNED PASTEURIZED CRAB MEAT	6,301.86	3,501,481,133
4003	PT GREEN ONE BIOTEKNOLOGY	19-Mar	04.0-S-00795-2025	China	XIAMEN	Alkali Treated Cottonii Chips	28,000.00	2,263,894,080
4004	PT. ISTANA CIPTA SEMBADA	19-Mar	04.0-S-00808-2025	Japan	TOKYO	RAW PEELED VANNAMEI	19,380.00	2,340,483,840
4005	PT. SEKAR LAUT, TBK.	19-Mar	04.0-S-00794-2025	Hong Kong	HONG KONG	SHRIMP CRACKERS	3,000.00	147,405,000
4006	PT. ANEKA TUNA INDONESIA	19-Mar	04.0-S-00817-2025	United Arab Emirates	DUBAI	SAMPLE OF CANNED TUNA	0.32	900,000
4007	PT. BLUE OCEAN FOODS INDONESIA	19-Mar	04.0-S-00823-2025	Jordan	AQABA (EL AKABA)	CANNED SARDINES	40,500.00	2,022,610,500
4008	CV. MARINA SEJAHTERA	19-Mar	04.0-S-00815-2025	China	SHANGHAI PU DONG APT	FROZEN SQUID	80.00	15,000,000
4009	PT. ISTANA CIPTA SEMBADA	19-Mar	04.0-S-00814-2025	Japan	OSAKA	RAW PEELED VANNAMEI	17,180.00	2,104,532,820
4010	CV. MARINA SEJAHTERA	19-Mar	04.0-S-00816-2025	China	SHANGHAI PU DONG APT	FROZEN SQUID	80.00	2,500,000
4011	PT. GEMA ISTA RAYA	19-Mar	04.0-S-00835-2025	Timor-Leste	DILI	CANNED SARDINES	16,895.00	638,732,370
4012	PT. BANYUWANGI CANNERY INDONESIA	19-Mar	04.0-S-00820-2025	Albania	DURRES	CANNED TUNA	16,428.00	980,242,202
4013	CV. TIRTA SURYA SRI REJEKI	19-Mar	04.0-S-00811-2025	Australia	MELBOURNE	DRIED SEA CUCUMBER	250.00	598,125,000
4014	PT. REX CANNING	19-Mar	04.0-S-00825-2025	United States	NEW YORK	CANNED CRABMEAT IN BRINE	12,240.00	1,584,810,720
4015	CV. BAHARI MAKMUR	19-Mar	04.0-S-00824-2025	China	GUANGZHOU	DRIED FISH MAWS	63.00	85,000,000
4016	PT. PASIFIK HARVEST INDONESIA	19-Mar	04.0-S-00827-2025	Equatorial Guinea	MALABO	CANNED SARDINES	40,632.60	1,749,477,226
4017	PT Sekar Bumi Tbk	19-Mar	04.0-S-00839-2025	United States	NEW YORK	VANNAMEI RAW EZ PEEL IQF SHRIMP	15,422.40	1,724,034,080
4018	PT Sekar Bumi Tbk	19-Mar	04.0-S-00840-2025	United States	NEW YORK	VANNAMEI RAW PD TAIL OFF IQF SHRIMP	15,876.00	2,196,006,720
4019	PT ANEKA SAKANA INDONESIA	19-Mar	04.0-S-00842-2025	Thailand	LAT KRABANG	FROZEN LONGTAIL TUNA WHOLE ROUND	25,000.00	500,000,000
4020	Koperasi Agar Makmur Sentosa	20-Mar	04.0-S-00762-2025	China	XIAMEN	DRIED GRACILARIA SP	26,000.00	215,332,000
4021	PT. SINDABAD MARINE PIONEER	20-Mar	04.0-S-00584-2025	China	DALIAN	DRIED FLYING FISH ROE	10,000.00	6,975,000,064
4022	PT. BUMI MENARA INTERNUSA DAMPIT	20-Mar	04.0-S-00581-2025	United States	LOS ANGELES	FROZEN SHRIMP	14,512.11	1,342,370,175
4023	CV. PESONA MANDIRI	20-Mar	04.0-S-00651-2025	China	ZHANJIANG	FROZEN EMPEROR FISH	4,106.10	96,205,923
4024	CV. PESONA MANDIRI	20-Mar	04.0-S-00651-2025	China	ZHANJIANG	FROZEN MALABAR SNAPPER	17,439.00	851,473,847
4025	CV. PESONA MANDIRI	20-Mar	04.0-S-00651-2025	China	ZHANJIANG	FROZEN SWEETLIPS FISH	3,399.90	73,310,820
4026	PT. MARINDO MAKMUR USAHAJAYA	20-Mar	04.0-S-00845-2025	Japan	KITAKYUSHU- MOJI	FROZEN CAPELIN FISH	6,773.00	156,368,000

No.	NAMA UPI	TERBIT HC	NO. HC MUTU	NEGARA TUJUAN	PEL. TUJUAN	NAMA PRODUK	VOLUME (KG)	NILAI (RP)
4027	PT. HAKIKI DONARTA	20-Mar	04.0-S-00836-2025	India	COCHIN	AGAR AGAR POWDER COMMERCIAL GRADE TYPE AGAROLAS 30	3,000.00	848,441,250
4028	PT. HAKIKI DONARTA	20-Mar	04.0-S-00836-2025	India	COCHIN	AGAR AGAR POWDER TYPE AGAROLAS 50	5,000.00	1,414,068,750
4029	PT. HAKIKI DONARTA	20-Mar	04.0-S-00836-2025	India	COCHIN	AGAR AGAR POWDER TYPE RA 700	1,000.00	221,332,500
4030	PT. HAKIKI DONARTA	20-Mar	04.0-S-00836-2025	India	COCHIN	AGAR AGAR POWDER TYPE RA 800	2,000.00	444,304,500
4031	PT. HAKIKI DONARTA	20-Mar	04.0-S-00836-2025	India	COCHIN	AGAR AGAR POWDER TYPE TC 1000	1,250.00	300,233,438
4032	PT. SAMUDRA KENCANA MINA	20-Mar	04.0-S-00750-2025	Vietnam	HO CHI MINH CITY	FROZEN WHOLE ROUND CUTTLEFISH	12,610.20	671,379,658
4033	PT. SAMUDRA KENCANA MINA	20-Mar	04.0-S-00750-2025	Vietnam	HO CHI MINH CITY	FROZEN WHOLE OCTOPUS	13,793.70	734,390,382
4034	PT. PANCA MITRA MULTIPERDANA	20-Mar	04.0-S-00865-2025	Hong Kong	HONG KONG	FROZEN RAW SHRIMPS	13,379.20	1,639,712,192
4035	PT. PANCA MITRA MULTIPERDANA	20-Mar	04.0-S-00865-2025	Hong Kong	HONG KONG	FROZEN RAW SHRIMPS	356.40	59,677,560
4036	PT BAHARI SEJAHTERA PERTIWI	20-Mar	04.0-S-00860-2025	China	NANSHA NEW PT	FROZEN BIGEYE FISH	10,647.00	316,100,543
4037	PT BAHARI SEJAHTERA PERTIWI	20-Mar	04.0-S-00863-2025	China	NANSHA NEW PT	Frozen Mackerel Fish	13,101.90	914,287,597
4038	PT. ANEKA TUNA INDONESIA	20-Mar	04.0-S-00837-2025	Australia	SYDNEY	CANNED TUNA	24,897.60	2,851,422,538
4039	PT. Keong Nusantara Abadi	20-Mar	04.0-S-00875-2025	United States	NEW YORK	CANNED SNAIL MEAT	12,672.00	1,104,478,848
4040	PT BAHARI SEJAHTERA PERTIWI	20-Mar	04.0-S-00841-2025	China	NANSHA NEW PT	FROZEN BIGEYE FISH	10,593.00	294,457,570
4041	PT BAHARI SEJAHTERA PERTIWI	20-Mar	04.0-S-00841-2025	China	NANSHA NEW PT	FROZEN DRUM FISH	3,258.00	89,571,058
4042	PT BAHARI SEJAHTERA PERTIWI	20-Mar	04.0-S-00841-2025	China	NANSHA NEW PT	FROZEN ORANGE GOATFISH	2,448.00	62,201,352
4043	PT BAHARI SEJAHTERA PERTIWI	20-Mar	04.0-S-00844-2025	China	NANSHA NEW PT	Frozen Mackerel Fish	7,208.70	495,623,128
4044	PT BAHARI SEJAHTERA PERTIWI	20-Mar	04.0-S-00843-2025	China	NANSHA NEW PT	FROZEN WHITESPOTTED CONGER FISH	18,778.30	647,366,886
4045	PT BAHARI SEJAHTERA PERTIWI	20-Mar	04.0-S-00843-2025	China	NANSHA NEW PT	FROZEN LEATHERJACKET	1,729.00	155,860,738
4046	PT BAHARI SEJAHTERA PERTIWI	20-Mar	04.0-S-00843-2025	China	NANSHA NEW PT	FROZEN SEA BREAM FISH	3,672.00	79,566,901
4047	PT. ANEKA TUNA INDONESIA	20-Mar	04.0-S-00892-2025	Kuwait	SHUAIBA	CANNED TUNA	18,432.00	977,928,192
4048	PT WINAROS KAWULA BAHARI	20-Mar	04.0-S-00854-2025	Japan	NARITA APT/TOKYO	White Vannamei Ebi Fry	2.56	115,024
4049	PT BAHARI SEJAHTERA PERTIWI	20-Mar	04.0-S-00856-2025	China	NANSHA NEW PT	FROZEN LIZARD FISH	666.00	7,955,186
4050	PT BAHARI SEJAHTERA PERTIWI	20-Mar	04.0-S-00856-2025	China	NANSHA NEW PT	FROZEN HALIBUT FISH	45.00	993,641
4051	PT BAHARI SEJAHTERA PERTIWI	20-Mar	04.0-S-00856-2025	China	NANSHA NEW PT	FROZEN ORANGE GOATFISH	14,661.00	374,183,559
4052	PT BAHARI SEJAHTERA PERTIWI	20-Mar	04.0-S-00849-2025	China	NANSHA NEW PT	Frozen Mackerel Fish	7,182.10	495,381,455
4053	PT. BUMI MENARA INTERNUSA DAMPIT	20-Mar	04.0-S-00829-2025	United States	SAVANNAH,US	FROZEN VALUE ADDED SEAFOOD PRODUCT	14,382.72	1,656,572,924
4054	CV. ANGIN TIMUR SEAFOODS	20-Mar	04.0-S-00861-2025	Hong Kong	HONG KONG	FROZEN BIG EYE BLENDED	17,355.00	354,736,200
4055	PT. WINDUBLAMBANGAN SEJATI	20-Mar	04.0-S-00870-2025	United States	BOSTON	FROZEN COOKED OCTOPUS	10,786.54	2,711,443,200
4056	PT JALA LAUTAN MULIA	20-Mar	04.0-S-00853-2025	Korea (South)	BUSAN (EX PUSAN)	FROZEN MILKFISH	24,500.00	506,268,000
4057	PT WINAROS KAWULA BAHARI	20-Mar	04.0-S-00859-2025	United States	NEW YORK	White Vannamei Nobashi Ebi	2,145.60	388,647,547
4058	PT WINAROS KAWULA BAHARI	20-Mar	04.0-S-00867-2025	United States	NEW YORK	White Vannamei Sushi Ebi	9,732.00	2,547,039,576
4059	PT WINAROS KAWULA BAHARI	20-Mar	04.0-S-00866-2025	United States	LOS ANGELES	White Raw Vannamei PDTO	14,880.00	2,539,718,400

No.	NAMA UPI	TERBIT HC	NO. HC MUTU	NEGARA TUJUAN	PEL. TUJUAN	NAMA PRODUK	VOLUME (KG)	NILAI (RP)
4060	PT. HAKIKI DONARTA	20-Mar	04.0-S-00887-2025	India	JAWAHARLAL NEHRU(NHAVA S)	AGAR AGAR POWDER	975.00	485,292,600
4061	PT. SEKAR KATOKICHI	20-Mar	04.0-S-00868-2025	United States	HOUSTON	Raw Breaded Aligned Butterfly Tail On Vannamei Shr	15,526.80	1,720,043,377
4062	CV LEGONG BALI	20-Mar	04.0-S-00874-2025	Taiwan	KEELUNG (CHILUNG)	AMIGO SHRIMPS CRACKERS BIG WHITE	1,200.00	100,800,000
4063	CV LEGONG BALI	20-Mar	04.0-S-00874-2025	Taiwan	KEELUNG (CHILUNG)	AMIGO SHRIMPS CRACKERS SMALL WHITE EXTRA CHILLI	1,800.00	158,040,000
4064	CV LEGONG BALI	20-Mar	04.0-S-00874-2025	Taiwan	KEELUNG (CHILUNG)	PRESIDENT EXCELLENT PRAWN CRACKERS	1,200.00	100,200,000
4065	PT.Hongxin Algae International	20-Mar	04.0-S-00864-2025	China	XIAMEN	Semi Refined Carrageenan	28.00	25,764,592
4066	PT. SEKAR KATOKICHI	20-Mar	04.0-S-00850-2025	Japan	KOBE	Frozen Breaded Shrimp	11,095.16	1,349,615,262
4067	PT.Hongxin Algae International	20-Mar	04.0-S-00862-2025	China	XIAMEN	Semi Refined Carrageenan	28.00	25,764,592
4068	PT. SAMUDRA KENCANA MINA	20-Mar	04.0-S-00858-2025	Vietnam	HO CHI MINH CITY	FROZEN SQUID	26,012.90	1,487,937,880
4069	CV. JAVA FISH	20-Mar	04.0-S-00852-2025	Hong Kong	HONG KONG	IKAN SWANGI	1,550.00	38,750,000
4070	CV. JAVA FISH	20-Mar	04.0-S-00852-2025	Hong Kong	HONG KONG	THREADFIN BLUE	700.00	24,500,000
4071	CV. JAVA FISH	20-Mar	04.0-S-00852-2025	Hong Kong	HONG KONG	SILVER POMFRET	600.00	33,000,000
4072	CV. JAVA FISH	20-Mar	04.0-S-00852-2025	Hong Kong	HONG KONG	RED SNAPPER	50.00	2,250,000
4073	CV. JAVA FISH	20-Mar	04.0-S-00852-2025	Hong Kong	HONG KONG	SAND WHITING FISH	250.00	6,250,000
4074	CV. JAVA FISH	20-Mar	04.0-S-00852-2025	Hong Kong	HONG KONG	GROUPE	125.00	4,375,000
4075	CV. JAVA FISH	20-Mar	04.0-S-00852-2025	Hong Kong	HONG KONG	BARRAMUNDI SKIN ON	300.00	9,000,000
4076	CV. JAVA FISH	20-Mar	04.0-S-00846-2025	Hong Kong	HONG KONG	Hairtail	780.00	35,100,000
4077	CV. JAVA FISH	20-Mar	04.0-S-00846-2025	Hong Kong	HONG KONG	TENGGIRI	250.00	10,000,000
4078	CV. JAVA FISH	20-Mar	04.0-S-00847-2025	Hong Kong	HONG KONG	FRESH WHITE SHRIMP	680.00	34,000,000
4079	CV. JAVA FISH	20-Mar	04.0-S-00847-2025	Hong Kong	HONG KONG	FRESH TIGER SHRIMP	60.00	3,000,000
4080	CV. JAVA FISH	20-Mar	04.0-S-00847-2025	Hong Kong	HONG KONG	FRESH DOGOL SHRIMP	60.00	3,000,000
4081	CV. JAVA FISH	20-Mar	04.0-S-00847-2025	Hong Kong	HONG KONG	FRESH FLOWER SHRIMP	60.00	3,000,000
4082	CV. PESONA MANDIRI	20-Mar	04.0-S-00869-2025	China	XIAMEN	FROZEN MALABAR SNAPPER	3,851.40	115,475,309
4083	CV. PESONA MANDIRI	20-Mar	04.0-S-00869-2025	China	XIAMEN	FROZEN RIBBON FISH	24,221.20	639,366,587
4084	CV. PESONA MANDIRI	20-Mar	04.0-S-00872-2025	Malaysia	PENANG	FROZEN TREVALLY FISH	21,617.20	459,473,586
4085	CV. PESONA MANDIRI	20-Mar	04.0-S-00872-2025	Malaysia	PENANG	FROZEN RED SNAPPER BONE	3,752.10	42,942,785
4086	CV. PESONA MANDIRI	20-Mar	04.0-S-00851-2025	Malaysia	PENANG	FROZEN PUD SHRIMP	156.00	8,927,100
4087	CV. PESONA MANDIRI	20-Mar	04.0-S-00848-2025	Malaysia	PENANG	FROZEN SQUID	852.50	27,876,750
4088	PT. SEKAR LAUT, TBK.	20-Mar	04.0-S-00879-2025	Germany	HAMBURG	SHRIMP CRACKERS	15,600.00	742,060,800
4089	PT. BANYUWANGI CANNERY INDONESIA	20-Mar	04.0-S-00871-2025	Timor-Leste	DILI	CANNED TUNA	1.10	18,075
4090	PT. AGROMINA WICAKSANA	20-Mar	04.0-S-00908-2025	Oman	SOHAR	Frozen King Fish Whole Round	2,100,956.00	1,455,962,475
4091	PT. AMARTA CARRAGEENAN INDONESIA	20-Mar	04.0-S-00877-2025	Austria	HAMBURG	AME H001 (ZT)	20,000.00	1,686,000,000
4092	CV LEGONG BALI	20-Mar	04.0-S-00876-2025	Taiwan	KEELUNG (CHILUNG)	ALOHA FISH CRACKERS	600.00	52,980,000
4093	PT. PHILLIPS SEAFOODS INDONESIA	20-Mar	04.0-S-00880-2025	United States	BALTIMORE	PASTEURIZED BLUE SWIMMING CRABMEAT	15,690.24	537,685
4094	PT. SINDABAD MARINE PIONEER	20-Mar	04.0-S-00895-2025	China	XIAMEN	FROZEN FLYING FISH ROE	12,000.00	3,150,000,000
4095	PT. SAMUDRA SEAFOOD PRODUCTS	20-Mar	04.0-S-00885-2025	United States	NEW YORK	IQF RAW PEELED DEVEINED TAIL ON WHITE SHRIMP	15,875.73	2,666,392,356

No.	NAMA UPI	TERBIT HC	NO. HC MUTU	NEGARA TUJUAN	PEL. TUJUAN	NAMA PRODUK	VOLUME (KG)	NILAI (RP)
4096	PT Sekar Bumi Tbk	20-Mar	04.0-S-00890-2025	China	QINGDAO	FROZEN FISH BALL, FROZEN FISH BALL WITH LOBSTER F	2.00	15,500
4097	PT. NIRWANA SEGARA	20-Mar	04.0-S-00900-2025	United States	BOSTON	PASTEURIZED CRAB MEAT	16,344.00	6,824,174,460
4098	PT. GEMA ISTA RAYA	20-Mar	04.0-S-00896-2025	Saudi Arabia	AD DAMMAM	CANNED SARDINES	57,189.00	2,062,692,852
4099	PT Sekar Bumi Tbk	20-Mar	04.0-S-00899-2025	China	QINGDAO	FROZEN SHRIMP BALL (SAMPLE OF NON COMMERCIAL VALU	1.00	15,500
4100	PT. TRIDAYA JAYA MANUNGGAL	20-Mar	04.0-S-00911-2025	United States	NEW YORK	Frozen Snapper Fillet	8,312.74	1,852,327,854
4101	PT. TRIDAYA JAYA MANUNGGAL	20-Mar	04.0-S-00911-2025	United States	NEW YORK	Frozen Snapper WGGGS	4,086.00	556,161,804
4102	PT. TRIDAYA JAYA MANUNGGAL	20-Mar	04.0-S-00911-2025	United States	NEW YORK	Frozen Grouper Fillets	1,616.24	423,241,536
4103	PT. TRIDAYA JAYA MANUNGGAL	20-Mar	04.0-S-00911-2025	United States	NEW YORK	Frozen Crimson Fillet	4,131.40	797,657,661
4104	PT Sekar Bumi Tbk	20-Mar	04.0-S-00903-2025	China	QINGDAO	FROZEN FISH TOFU (SAMPLE OF NON COMMERCIAL VALUE)	1.00	15,500
4105	PT Sekar Bumi Tbk	20-Mar	04.0-S-00909-2025	China	QINGDAO	FROZEN FISH ROLL (SAMPLE OF NON COMMERCIAL VALUE)	0.90	15,500
4106	PT Sekar Bumi Tbk	20-Mar	04.0-S-00906-2025	China	QINGDAO	FROZEN MIX DUMPLING RENDANG (SAMPLE OF NON COMMER	0.80	15,500
4107	PT Sekar Bumi Tbk	20-Mar	04.0-S-00905-2025	China	QINGDAO	FROZEN ODEN (SAMPLE OF NON COMMERCIAL VALUE)	0.70	15,500
4108	CV. SRINI JAYA	21-Mar	04.0-S-00961-2025	Hong Kong	HONG KONG	Dried Shark Fin	1,021.95	158,402,250
4109	CV. SRINI JAYA	21-Mar	04.0-S-00961-2025	Hong Kong	HONG KONG	DRIED SHARK FIN	38.00	155,000
4110	CV. SRINI JAYA	21-Mar	04.0-S-00961-2025	Hong Kong	HONG KONG	DRIED SHARK FIN	15.43	155,000
4111	PT Sekar Bumi Tbk	21-Mar	04.0-S-00932-2025	Korea (South)	INCHEON	FROZEN FISH BALL	6,300.00	322,245,000
4112	PT Sekar Bumi Tbk	21-Mar	04.0-S-00943-2025	Korea (South)	INCHEON	FROZEN CAT FISH	4,200.00	192,045,000
4113	PT Sekar Bumi Tbk	21-Mar	04.0-S-00931-2025	Korea (South)	INCHEON	FROZEN MILK FISH	3,600.00	212,672,400
4114	CV. PESONA MANDIRI	21-Mar	04.0-S-00857-2025	China	XIAMEN	FROZEN SQUID	27,249.00	1,759,609,939
4115	PT WINAROS KAWULA BAHARI	21-Mar	04.0-S-00959-2025	Japan	HAKATA	White Vannamei Nobashi Ebi	9,678.00	162,696,600
4116	PT WINAROS KAWULA BAHARI	21-Mar	04.0-S-00959-2025	Japan	HAKATA	White Raw Vannamei Frozen Shrimp	6,308.00	74,435,860
4117	PT. SOUTHERN MARINE PRODUCTS	21-Mar	04.0-S-00912-2025	Singapore	SINGAPORE CONTAINER TERMINAL	FROZEN FISH PASTE	25,000.00	1,000,000,000
4118	PT WINAROS KAWULA BAHARI	21-Mar	04.0-S-00941-2025	United States	NEW YORK	White Vannamei Breaded BTF	10,113.40	900,881,445
4119	PT WINAROS KAWULA BAHARI	21-Mar	04.0-S-00941-2025	United States	NEW YORK	White Vannamei Breaded Coconut Shrimp Butterfly	4,517.83	457,638,108
4120	PT. LEGONG BALI NUSANTARA	21-Mar	04.0-S-00955-2025	Saudi Arabia	JEDDAH	ALOHA SUPER PRAWN CRACKERS	708.00	65,975,744
4121	PT. LEGONG BALI NUSANTARA	21-Mar	04.0-S-00955-2025	Saudi Arabia	JEDDAH	ALOHA SHRIMPS CRACKERS EXPORT	1,656.00	154,316,148
4122	PT. LEGONG BALI NUSANTARA	21-Mar	04.0-S-00955-2025	Saudi Arabia	JEDDAH	ALOHA SHRIMPS CRACKERS NEW RED	1,128.00	105,113,898
4123	PT. LEGONG BALI NUSANTARA	21-Mar	04.0-S-00955-2025	Saudi Arabia	JEDDAH	ALOHA PRAWN CRACKERS	1,884.00	175,562,574
4124	PT. LEGONG BALI NUSANTARA	21-Mar	04.0-S-00955-2025	Saudi Arabia	JEDDAH	MENARA SHRIMPS CRACKERS WHITE	1,834.00	127,296,286
4125	PT. LEGONG BALI NUSANTARA	21-Mar	04.0-S-00955-2025	Saudi Arabia	JEDDAH	MENARA SHRIMPS CRACKERS RED	2,002.00	138,957,015

No.	NAMA UPI	TERBIT HC	NO. HC MUTU	NEGARA TUJUAN	PEL. TUJUAN	NAMA PRODUK	VOLUME (KG)	NILAI (RP)
4126	PT. LEGONG BALI NUSANTARA	21-Mar	04.0-S-00955-2025	Saudi Arabia	JEDDAH	PUTRA BALI SHRIMPS CRACKERS BIG WHITE	1,392.00	92,890,115
4127	PT. LEGONG BALI NUSANTARA	21-Mar	04.0-S-00955-2025	Saudi Arabia	JEDDAH	AMIGO SHRIMP CRACKERS SMALL RED	3,720.00	253,428,403
4128	PT. LEGONG BALI NUSANTARA	21-Mar	04.0-S-00955-2025	Saudi Arabia	JEDDAH	AMIGO SHRIMPS CRACKERS SMALL WHITE	1,488.00	101,371,361
4129	PT. LEGONG BALI NUSANTARA	21-Mar	04.0-S-00955-2025	Saudi Arabia	JEDDAH	AMIGO SHRIMP CRACKERS BIG WHITE	1,200.00	81,751,098
4130	PT. LEGONG BALI NUSANTARA	21-Mar	04.0-S-00955-2025	Saudi Arabia	JEDDAH	AMIGO SHRIMP CRACKERS BIG RED	1,236.00	84,203,630
4131	PT. LEGONG BALI NUSANTARA	21-Mar	04.0-S-00955-2025	Saudi Arabia	JEDDAH	SARI UDANG MURNI SHRIMPS CRACKERS BIG RED	600.00	40,875,549
4132	PT. LEGONG BALI NUSANTARA	21-Mar	04.0-S-00955-2025	Saudi Arabia	JEDDAH	SARI UDANG MURNI SHRIMPS CRACKERS SMALL WHITE	600.00	40,875,549
4133	PT. LEGONG BALI NUSANTARA	21-Mar	04.0-S-00955-2025	Saudi Arabia	JEDDAH	SARI UDANG MURNI SHRIMP CRACKERS SMALL RED	600.00	40,875,549
4134	PT. LEGONG BALI NUSANTARA	21-Mar	04.0-S-00955-2025	Saudi Arabia	JEDDAH	DELTA SHRIMP CRACKER BOX RED	1,200.00	83,293,262
4135	PT. LEGONG BALI NUSANTARA	21-Mar	04.0-S-00955-2025	Saudi Arabia	JEDDAH	DELTA SHRIMPS CRACKERS BOX BLUE	1,200.00	83,293,262
4136	UD. PIALA	21-Mar	04.0-S-00923-2025	Japan	NAGOYA, AICHI	FROZEN SHRIMP	9,828.00	1,667,054,844
4137	UD. PIALA	21-Mar	04.0-S-00921-2025	Hong Kong	HONG KONG	FROZEN SHRIMP	2,754.00	600,176,466
4138	PT. BLUE OCEAN FOODS INDONESIA	21-Mar	04.0-S-00925-2025	Egypt	SOKHNA PORT	CANNED TUNA	28,896.00	1,765,718,976
4139	CV. JAVA FISH	21-Mar	04.0-S-00919-2025	Singapore	SINGAPORE	BARRAMUNDI SKIN ON	105.00	3,150,000
4140	CV. JAVA FISH	21-Mar	04.0-S-00919-2025	Singapore	SINGAPORE	FLATFISH	70.00	1,750,000
4141	CV. JAVA FISH	21-Mar	04.0-S-00919-2025	Singapore	SINGAPORE	Goldband Snapper	700.00	28,000,000
4142	CV. JAVA FISH	21-Mar	04.0-S-00919-2025	Singapore	SINGAPORE	GOLDEN SNAPPER	175.00	5,250,000
4143	CV. JAVA FISH	21-Mar	04.0-S-00919-2025	Singapore	SINGAPORE	GROUPE	1,750.00	61,250,000
4144	CV. JAVA FISH	21-Mar	04.0-S-00919-2025	Singapore	SINGAPORE	RED SNAPPER	70.00	3,150,000
4145	CV. JAVA FISH	21-Mar	04.0-S-00919-2025	Singapore	SINGAPORE	SAND WHITING FISH	1,050.00	26,250,000
4146	CV. JAVA FISH	21-Mar	04.0-S-00919-2025	Singapore	SINGAPORE	SILVER POMFRET	2,800.00	154,000,000
4147	CV. JAVA FISH	21-Mar	04.0-S-00919-2025	Singapore	SINGAPORE	THREADFIN BLUE	2,240.00	78,400,000
4148	CV. JAVA FISH	21-Mar	04.0-S-00919-2025	Singapore	SINGAPORE	FRESH LEATHER JACKET FISH	70.00	2,450,000
4149	CV. JAVA FISH	21-Mar	04.0-S-00917-2025	Singapore	SINGAPORE	Hairtail	1,225.00	55,126,000
4150	CV. JAVA FISH	21-Mar	04.0-S-00917-2025	Singapore	SINGAPORE	TENGGIRI	1,500.00	60,000,000
4151	CV. JAVA FISH	21-Mar	04.0-S-00918-2025	Singapore	SINGAPORE	FRESH WHITE SHRIMP	3,360.00	168,000,000
4152	CV. JAVA FISH	21-Mar	04.0-S-00918-2025	Singapore	SINGAPORE	SLIPPER LOBSTER	100.00	6,000,000
4153	CV. JAVA FISH	21-Mar	04.0-S-00915-2025	Singapore	SINGAPORE	BARRAMUNDI SKIN ON	105.00	3,150,000
4154	CV. JAVA FISH	21-Mar	04.0-S-00915-2025	Singapore	SINGAPORE	FLATFISH	70.00	1,750,000
4155	CV. JAVA FISH	21-Mar	04.0-S-00915-2025	Singapore	SINGAPORE	Goldband Snapper	700.00	28,000,000
4156	CV. JAVA FISH	21-Mar	04.0-S-00915-2025	Singapore	SINGAPORE	GOLDEN SNAPPER	175.00	5,250,000
4157	CV. JAVA FISH	21-Mar	04.0-S-00915-2025	Singapore	SINGAPORE	GROUPE	1,750.00	61,250,000
4158	CV. JAVA FISH	21-Mar	04.0-S-00915-2025	Singapore	SINGAPORE	RED SNAPPER	70.00	3,150,000
4159	CV. JAVA FISH	21-Mar	04.0-S-00915-2025	Singapore	SINGAPORE	SAND WHITING FISH	1,050.00	26,250,000

No.	NAMA UPI	TERBIT HC	NO. HC MUTU	NEGARA TUJUAN	PEL. TUJUAN	NAMA PRODUK	VOLUME (KG)	NILAI (RP)
4160	CV. JAVA FISH	21-Mar	04.0-S-00915-2025	Singapore	SINGAPORE	SILVER POMFRET	2,800.00	154,000,000
4161	CV. JAVA FISH	21-Mar	04.0-S-00915-2025	Singapore	SINGAPORE	THREADFIN BLUE	2,485.00	86,975,000
4162	CV. JAVA FISH	21-Mar	04.0-S-00915-2025	Singapore	SINGAPORE	FRESH LEATHER JACKET FISH	70.00	2,450,000
4163	CV. JAVA FISH	21-Mar	04.0-S-00928-2025	Singapore	SINGAPORE	Hairtail	1,050.00	47,250,000
4164	CV. JAVA FISH	21-Mar	04.0-S-00928-2025	Singapore	SINGAPORE	TENGGIRI	1,500.00	60,000,000
4165	CV. JAVA FISH	21-Mar	04.0-S-00920-2025	Singapore	SINGAPORE	FRESH WHITE SHRIMP	3,180.00	159,000,000
4166	CV. JAVA FISH	21-Mar	04.0-S-00920-2025	Singapore	SINGAPORE	SLIPPER LOBSTER	100.00	6,000,000
4167	PT. SARI LAUT JAYA FOOD PRODUCTS	21-Mar	04.0-S-00958-2025	Cameroon	DOUALA	CANNED SARDINES IN VEGETABLE OIL	60,000.00	2,557,440,000
4168	PT.KARYA KENCANA SUMBER SARI	21-Mar	04.0-S-00914-2025	Netherlands	ROTTERDAM	KERUPUK UDANG	16,600.00	1,005,794,000
4169	PT Sekar Bumi Tbk	21-Mar	04.0-S-00929-2025	China	QINGDAO	FROZEN SOFT BONE RIBBON FISH (SAMPLE OF NON COMME	0.60	15,500
4170	PT Sekar Bumi Tbk	21-Mar	04.0-S-00927-2025	China	QINGDAO	FROZEN CHIKUWA LONG ORIGINAL, SALMON (SAMPLE OF NO	1.90	15,500
4171	PT LAUTINDO SYNERGY SEJAHTERA	21-Mar	04.0-S-00937-2025	Thailand	LAT KRABANG	FROZEN PRECOOKED SKIPJACK TUNA LOINS	22,240.00	1,473,177,600
4172	PT LAUTINDO SYNERGY SEJAHTERA	21-Mar	04.0-S-00937-2025	Thailand	LAT KRABANG	FROZEN PRECOOKED SKIPJACK TUNA SHREDDED	2,480.00	164,275,200
4173	PT. CENTRAM	21-Mar	04.0-S-00913-2025	Japan	TOKYO	CARRAGEENAN	9,600.00	3,302,724,672
4174	PT GREEN ONE BIOTECHNOLOGY	21-Mar	04.0-S-00916-2025	Spain	VIGO	SEMI REFINED CARRAGEENAN	25,000.00	2,743,903,500
4175	PT LAUTINDO SYNERGY SEJAHTERA	21-Mar	04.0-S-00939-2025	Japan	SHIMIZU	FROZEN PRECOOKED BIG EYE LOINS	24,000.00	1,701,720,000
4176	PT. SAMUDRA SEAFOOD PRODUCTS	21-Mar	04.0-S-00945-2025	United States	MIAMI	IQF RAW EZ PEEL WHITE SHRIMP	16,329.33	2,020,232,049
4177	PT. REX CANNING	21-Mar	04.0-S-00935-2025	United States	NEW YORK	CANNED BABY CLAM IN BRINE	10,822.00	648,854,654
4178	PT. BANYUWANGI CANNERY INDONESIA	21-Mar	04.0-S-00942-2025	Jordan	AMMAN	CANNED TUNA	0.46	7,581
4179	PT. REX CANNING	21-Mar	04.0-S-00938-2025	United States	NEW YORK	CANNED SNAIL IN BRINE	6,912.00	626,047,488
4180	PT. SEKAR LAUT, TBK.	21-Mar	04.0-S-00953-2025	Australia	SYDNEY	FRIED SHRIMP CRACKERS	494.90	57,994,857
4181	PT. SEKAR LAUT, TBK.	21-Mar	04.0-S-00951-2025	Australia	SYDNEY	SHRIMP CHILI PASTE	270.00	20,117,858
4182	PT. INTI LAUTAN FAJAR ABADI	21-Mar	04.0-S-00962-2025	Australia	BRISBANE	EMPEROR	5,360.00	826,517,360
4183	PT. INTI LAUTAN FAJAR ABADI	21-Mar	04.0-S-00964-2025	Australia	BRISBANE	SWEETLIP SNAPPER	2,250.00	346,952,250
4184	PT. INTI LAUTAN FAJAR ABADI	21-Mar	04.0-S-00963-2025	Australia	BRISBANE	SNAPPER	2,290.00	311,398,780
4185	PT. SEKAR LAUT, TBK.	21-Mar	04.0-S-00952-2025	Australia	SYDNEY	FISH CHILI PASTE	157.50	10,520,348
4186	PT. PANCA MITRA MULTIPERDANA - PLANT 2	21-Mar	04.0-S-00965-2025	United States	LOS ANGELES	Frozen Cooked Shrimp	12,621.20	1,996,057,250
4187	PT. PANCA MITRA MULTIPERDANA - PLANT 2	21-Mar	04.0-S-00965-2025	United States	LOS ANGELES	FROZEN COOKED SHRIMPS	590.20	100,163,500
4188	PT. GEMA ISTA RAYA	21-Mar	04.0-S-00954-2025	Timor-Leste	DILI	CANNED SARDINES	13,175.00	358,017,450
4189	PT. PANCA MITRA MULTIPERDANA - PLANT 2	21-Mar	04.0-S-00967-2025	United States	LOS ANGELES	FROZEN RAW SHRIMPS	2,179.20	355,992,000
4190	PT. GEMA ISTA RAYA	21-Mar	04.0-S-00956-2025	Timor-Leste	DILI	Canned Tuna	2,664.00	130,000,536

No.	NAMA UPI	TERBIT HC	NO. HC MUTU	NEGARA TUJUAN	PEL. TUJUAN	NAMA PRODUK	VOLUME (KG)	NILAI (RP)
4191	PT. BANYUWANGI CANNERY INDONESIA	21-Mar	04.0-S-00957-2025	Israel	ASHDOD	CANNED TUNA	13,685.76	793,755,547
4192	PT. BANYUWANGI CANNERY INDONESIA	21-Mar	04.0-S-00957-2025	Israel	ASHDOD	CANNED TUNA	2,634.24	152,782,353
4193	PT. PANCA MITRA MULTIPERDANA - PLANT 2	21-Mar	04.0-S-00966-2025	United States	LOS ANGELES	FROZEN RAW SHRIMPS	635.60	125,510,000
4194	PT. PANCA MITRA MULTIPERDANA - PLANT 2	21-Mar	04.0-S-00966-2025	United States	LOS ANGELES	FROZEN RAW SHRIMPS	317.80	54,768,000
4195	CV. MARINA SEJAHTERA	21-Mar	04.0-S-00968-2025	Taiwan	TAIPEI	FRESH SPANISH MACKERELS	300.00	26,100,000
4196	CV. MARINA SEJAHTERA	21-Mar	04.0-S-00968-2025	Taiwan	TAIPEI	FRESH PURPLE-SPOTTED BIGEYE	200.00	13,000,000
4197	PT. INDONESIA LIFA ALGAE KARAGINAN INTERNATIONAL	21-Mar	04.0-S-00969-2025	India	AHMEDABAD	Kappa Refined Carrageenan Food Grade	3,000.00	508,150,500
4198	PT ANEKA SAKANA INDONESIA	22-Mar	04.0-S-00986-2025	Thailand	LAT KRABANG	FROZEN LONGTAIL TUNA WHOLE ROUND	75,000.00	1,500,000,000
4199	PT. ANEKA TUNA INDONESIA	22-Mar	04.0-S-00977-2025	Australia	MELBOURNE	CANNED TUNA	29,376.00	2,475,398,016
4200	PT. ANEKA TUNA INDONESIA	22-Mar	04.0-S-00977-2025	Australia	MELBOURNE	SAMPLE OF CANNED TUNA	5.10	429,119
4201	PT. ANEKA TUNA INDONESIA	22-Mar	04.0-S-00998-2025	Saudi Arabia	AD DAMMAM	CANNED TUNA	39,427.20	2,796,098,170
4202	PT. ANEKA TUNA INDONESIA	22-Mar	04.0-S-00994-2025	Saudi Arabia	AD DAMMAM	CANNED TUNA	77,683.20	3,951,122,918
4203	PT Sekar Bumi Tbk	22-Mar	04.0-S-01003-2025	United States	JACKSONVILLE	VANNAMEI COOKED IN SHELL PD TAIL ON IQF SHRIMP	10,177.08	2,062,556,320
4204	PT. GRAHAMAKMUR CIPTAPRATAMA	22-Mar	04.0-S-00982-2025	United States	NEW YORK	FROZEN RAW VANNAMEI PEELED DEVEINED TAIL ON	15,436.00	3,151,583,556
4205	PT WINAROS KAWULA BAHARI	22-Mar	04.0-S-00973-2025	Japan	TOKYO	White Vannamei Nobashi Ebi	9,038.24	203,704,456
4206	PT WINAROS KAWULA BAHARI	22-Mar	04.0-S-00973-2025	Japan	TOKYO	White Raw Vannamei Frozen Shrimp	6,849.60	144,500,744
4207	PT. GRAHAMAKMUR CIPTAPRATAMA	22-Mar	04.0-S-00975-2025	United States	OAKLAND	FROZEN RAW VANNAMEI PEELED DEVEINED TAIL ON	15,436.00	2,387,393,504
4208	PT. BARAMUDA BAHARI	22-Mar	04.0-S-00985-2025	United States	JACKSONVILLE	FROZEN RAW SHRIMPS	15,890.00	2,382,971,500
4209	PT WINAROS KAWULA BAHARI	22-Mar	04.0-S-00970-2025	China	SHANGHAI	Frozen Stretched Shrimp (Vannamei)	7,840.00	120,417,600
4210	PT WINAROS KAWULA BAHARI	22-Mar	04.0-S-01016-2025	United States	NEW YORK	White Vannamei Breaded BTF	8,943.12	799,881,596
4211	PT WINAROS KAWULA BAHARI	22-Mar	04.0-S-01016-2025	United States	NEW YORK	White Vannamei Breaded Coconut Shrimp Butterfly	5,688.11	574,544,615
4212	PT. BEE JAY SEAFOOD	22-Mar	04.0-S-00981-2025	Australia	FREMANTLE	BARRAMUNDI	720.00	109,854,576
4213	PT. BEE JAY SEAFOOD	22-Mar	04.0-S-00981-2025	Australia	FREMANTLE	Coral Trout	360.00	56,994,444
4214	PT. BEE JAY SEAFOOD	22-Mar	04.0-S-00981-2025	Australia	FREMANTLE	Goldband Snapper	1,800.00	341,080,740
4215	PT. BEE JAY SEAFOOD	22-Mar	04.0-S-00981-2025	Australia	FREMANTLE	King Snapper	3,600.00	660,308,688
4216	PT. BEE JAY SEAFOOD	22-Mar	04.0-S-00981-2025	Australia	FREMANTLE	Pearl Perch	1,720.00	272,306,788
4217	PT. BEE JAY SEAFOOD	22-Mar	04.0-S-00981-2025	Australia	FREMANTLE	Red Emperor	250.00	58,446,375
4218	PT. BEE JAY SEAFOOD	22-Mar	04.0-S-00981-2025	Australia	FREMANTLE	SWEETLIP	4,320.00	620,146,800
4219	PT. BEE JAY SEAFOOD	22-Mar	04.0-S-00981-2025	Australia	FREMANTLE	Tropical Snapper	4,320.00	485,486,352
4220	PT. BEE JAY SEAFOOD	22-Mar	04.0-S-00981-2025	Australia	FREMANTLE	White Snapper	2,940.00	487,159,764
4221	PT. SOUTHERN MARINE PRODUCTS	22-Mar	04.0-S-00976-2025	Japan	KOBE	FROZEN FISH PASTE	10,000.00	1,000,000,000

No.	NAMA UPI	TERBIT HC	NO. HC MUTU	NEGARA TUJUAN	PEL. TUJUAN	NAMA PRODUK	VOLUME (KG)	NILAI (RP)
4222	PT. SOUTHERN MARINE PRODUCTS	22-Mar	04.0-S-00976-2025	Japan	KOBE	FROZEN FISH PASTE	3,000.00	1,000,000,000
4223	PT. SURYA ALAM TUNGGAL	22-Mar	04.0-S-00978-2025	Japan	NARITA APT/TOKYO	Raw Peeled Black Tiger	2.10	172,261
4224	PT. SURYA ALAM TUNGGAL	22-Mar	04.0-S-00978-2025	Japan	NARITA APT/TOKYO	Raw Peeled White Vannamei	6.65	317,039
4225	PT. SOUTHERN MARINE PRODUCTS	22-Mar	04.0-S-00974-2025	Singapore	SINGAPORE CONTAINER TERMINAL	FROZEN FISH PASTE	27,000.00	1,000,000,000
4226	PT GREEN ONE BIOTECNOLOGY	22-Mar	04.0-S-00999-2025	China	GAOYAO	Alkali Treated Cottonii Chips	25,000.00	2,094,940,000
4227	PT. INDONESIA LIFA ALGAE KARAGINAN INTERNATIONAL	22-Mar	04.0-S-00991-2025	Turkey	IZMIT	Semi Refined Carragenan Powder (KARRAGENAN YARI RA	24,000.00	2,249,676,000
4228	PT. INTI LAUTAN FAJAR ABADI	22-Mar	04.0-S-01007-2025	United States	JACKSONVILLE	SNAPPER	5,448.00	1,212,408,816
4229	PT. INTI LAUTAN FAJAR ABADI	22-Mar	04.0-S-01009-2025	United States	JACKSONVILLE	SNAPPER	1,716.12	350,605,032
4230	PT. INTI LAUTAN FAJAR ABADI	22-Mar	04.0-S-01006-2025	United States	JACKSONVILLE	SNAPPER	3,518.50	866,451,736
4231	PT. INTI LAUTAN FAJAR ABADI	22-Mar	04.0-S-01008-2025	United States	JACKSONVILLE	GROUPE	4,540.00	1,432,696,880
4232	PT. INTI LAUTAN FAJAR ABADI	22-Mar	04.0-S-01000-2025	United States	JACKSONVILLE	COBIA	1,711.58	268,502,401
4233	PT. INDO LAUT JAYA	22-Mar	04.0-S-00995-2025	Singapore	SINGAPORE	Dried Sea Cucumber / Pasir / Gosok	285.00	57,000,000
4234	PT Sekar Bumi Tbk	22-Mar	04.0-S-00996-2025	United States	SAN JUAN	VANNAMEI RAW PD TAIL ON IQF SHRIMP	15,422.40	2,373,970,032
4235	PT. GRAHAMAKMUR CIPTAPRATAMA	22-Mar	04.0-S-01002-2025	Trinidad & Tobago	POINT LISAS	FROZEN RAW VANNAMEI HEADLESS SHELL ON EASY PEEL	5,947.40	872,388,422
4236	PT. GRAHAMAKMUR CIPTAPRATAMA	22-Mar	04.0-S-01002-2025	Trinidad & Tobago	POINT LISAS	FROZEN RAW VANNAMEI PEELED DEVEINED TAIL ON	6,855.40	1,218,225,146
4237	PT. GRAHAMAKMUR CIPTAPRATAMA	22-Mar	04.0-S-01002-2025	Trinidad & Tobago	POINT LISAS	FROZEN RAW VANNAMEI PEELED DEVEINED TAIL OFF	4,903.20	679,044,168
4238	PT Sekar Bumi Tbk	22-Mar	04.0-S-01004-2025	Puerto Rico	SAN JUAN	VANNAMEI RAW EZF IQF	14,968.80	1,792,588,644
4239	PT. INTI LAUTAN FAJAR ABADI	22-Mar	04.0-S-01012-2025	United States	LOS ANGELES	SNAPPER	17,292.86	4,128,825,961
4240	PT. SURYA INDOALGAS	24-Mar	04.0-S-01061-2025	Russian Federation	ST PETERSBURG (EX LENINGRAD)	Agar Powder	12,000.00	2,987,529,600
4241	PT. BUMI MENARA INTERNUSA DAMPIT	24-Mar	04.0-S-00472-2025	United States	SAVANNAH,US	FROZEN VALUE ADDED	15,052.82	1,631,274,103
4242	PT. BUMI MENARA INTERNUSA DAMPIT	24-Mar	04.0-S-00566-2025	United States	SAVANNAH,US	FROZEN SHRIMP BREADED	15,962.64	1,249,922,600
4243	PT. BUMI MENARA INTERNUSA DAMPIT	24-Mar	04.0-S-00686-2025	Belgium	ANTWERPEN	FROZEN VALUE ADDED	18,360.00	2,010,383,280
4244	PT. BUMI MENARA INTERNUSA DAMPIT	24-Mar	04.0-S-00719-2025	United States	NEW YORK	FROZEN SHRIMP	14,464.44	1,350,891,909
4245	PT. BUMI MENARA INTERNUSA DAMPIT	24-Mar	04.0-S-00741-2025	United States	SAVANNAH,US	FROZEN VALUE ADDED	15,052.82	1,740,015,675
4246	PT. SEKAR LAUT, TBK.	24-Mar	04.0-S-01011-2025	Korea (South)	BUSAN (EX PUSAN)	SHRIMP CRACKERS	46,476.00	2,051,078,832
4247	PT. INTI LUHUR FUJA ABADI	24-Mar	04.0-S-01010-2025	China	FUZHOU	FROZEN THREADFIN FISH	27,971.70	793,511,840
4248	PT. INTI LUHUR FUJA ABADI	24-Mar	04.0-S-01013-2025	China	FUZHOU	FROZEN THREADFIN FISH	27,916.50	792,035,882
4249	PT. INTI LUHUR FUJA ABADI	24-Mar	04.0-S-01086-2025	United States	NEW YORK	FROZEN KRIMSON TS SCARLET SNAPPER FILLET	2,724.00	664,200,000
4250	PT. INTI LUHUR FUJA ABADI	24-Mar	04.0-S-01086-2025	United States	NEW YORK	FROZEN KRIMSON TS SCARLET SNAPPER PORTION	908.00	223,040,000

No.	NAMA UPI	TERBIT HC	NO. HC MUTU	NEGARA TUJUAN	PEL. TUJUAN	NAMA PRODUK	VOLUME (KG)	NILAI (RP)
4251	PT. INTI LUHUR FUJA ABADI	24-Mar	04.0-S-01086-2025	United States	NEW YORK	FROZEN KRIMSON SCARLET SNAPPER WGGGS	908.00	127,920,000
4252	PT. INTI LUHUR FUJA ABADI	24-Mar	04.0-S-01086-2025	United States	NEW YORK	FROZEN KRIMSON TS GOLDBAND SNAPPER FILLET	2,406.20	478,060,000
4253	PT. INTI LUHUR FUJA ABADI	24-Mar	04.0-S-01086-2025	United States	NEW YORK	FROZEN KRIMSON GOLDBAND SNAPPER WGGGS	1,816.00	229,600,000
4254	PT. INTI LUHUR FUJA ABADI	24-Mar	04.0-S-01086-2025	United States	NEW YORK	FROZEN KRIMSON TS GROUPER FILLET	4,176.80	1,320,200,000
4255	PT. INTI LUHUR FUJA ABADI	24-Mar	04.0-S-01086-2025	United States	NEW YORK	FROZEN KRIMSON TS GROUPER PORTION	3,087.20	975,800,000
4256	PT. INTI LUHUR FUJA ABADI	24-Mar	04.0-S-01086-2025	United States	NEW YORK	FROZEN KRIMSON NON TREATED COBIA PORTION	454.00	74,620,000
4257	PT. ANEKA TUNA INDONESIA	24-Mar	04.0-S-01031-2025	United Kingdom (GB)	FELIXSTOWE	CANNED TUNA	18,002.88	1,070,721,288
4258	PT. ANEKA TUNA INDONESIA	24-Mar	04.0-S-01019-2025	Saudi Arabia	AD DAMMAM	CANNED TUNA	53,222.40	3,334,702,694
4259	PT. ANEKA TUNA INDONESIA	24-Mar	04.0-S-01014-2025	Saudi Arabia	AD DAMMAM	CANNED TUNA	39,427.20	2,375,607,082
4260	PT. SEKAR LAUT, TBK.	24-Mar	04.0-S-00987-2025	Australia	SYDNEY	SHRIMP CRACKERS	3,000.00	156,677,300
4261	PT. ANEKA TUNA INDONESIA	24-Mar	04.0-S-01042-2025	Australia	MELBOURNE	CANNED TUNA	13,275.60	1,239,529,496
4262	PT. ANEKA TUNA INDONESIA	24-Mar	04.0-S-01042-2025	Australia	MELBOURNE	SAMPLE OF CANNED TUNA	2.81	101,295
4263	PT. ANEKA TUNA INDONESIA	24-Mar	04.0-S-01056-2025	Australia	MELBOURNE	CANNED TUNA	14,688.00	1,175,950,656
4264	PT. ANEKA TUNA INDONESIA	24-Mar	04.0-S-01056-2025	Australia	MELBOURNE	SAMPLE OF CANNED TUNA	1.28	101,760
4265	PT. HAKIKI DONARTA	24-Mar	04.0-S-01097-2025	India	COCHIN	AGAR AGAR POWDER COMMERCIAL GRADE TYPE AGAROL 30	4,000.00	1,132,014,000
4266	PT. HAKIKI DONARTA	24-Mar	04.0-S-01097-2025	India	COCHIN	AGAR AGAR POWDER TYPE AGAROL 50	3,000.00	849,010,500
4267	PT. SAMUDRA SEAFOOD PRODUCTS	24-Mar	04.0-S-01046-2025	United States	NEW YORK	IQF RAW EZ PEEL WHITE SHRIMP	9,298.64	1,350,766,940
4268	PT. SAMUDRA SEAFOOD PRODUCTS	24-Mar	04.0-S-01047-2025	United States	NEW YORK	IQF COOK PEELED DEVEINED TAIL ON WHITE SHRIMP	6,350.29	1,245,361,722
4269	PT. MULTI PRAWN INDONESIA	24-Mar	04.0-S-01058-2025	China	QINGDAO	FROZEN SHRIMP	10,440.00	777,933,800
4270	PT. EDMAR MANDIRI JAYA	24-Mar	04.0-S-01078-2025	Thailand	LAT KRABANG	FROZEN SKIPJACK TUNA WHOLE ROUND	25,000.00	657,816,865
4271	PT. CANDI JAYA AMERTA	24-Mar	04.0-S-00993-2025	Netherlands	ROTTERDAM	KERUPUK UDANG	14,259.00	799,230,603
4272	PT. SEKAR KATOKICHI	24-Mar	04.0-S-00997-2025	Japan	KOBE	Frozen Breaded Shrimp	8,042.31	1,046,328,658
4273	PT. SARI LAUT JAYA FOOD PRODUCTS	24-Mar	04.0-S-01028-2025	Cameroon	DOUALA	CANNED SARDINES IN VEGETABLE OIL	40,000.00	1,704,960,000
4274	PT. SARI LAUT JAYA FOOD PRODUCTS	24-Mar	04.0-S-01028-2025	Cameroon	DOUALA	CANNED SARDINES IN VEGETABLE OIL WITH CHILLI	20,000.00	865,280,000
4275	PT. INTI LUHUR FUJA ABADI	24-Mar	04.0-S-01001-2025	China	FUZHOU	FROZEN PAMPANO FISH	13,742.50	203,471,466
4276	PT. INTI LUHUR FUJA ABADI	24-Mar	04.0-S-01001-2025	China	FUZHOU	FROZEN CROAKER FISH	7,037.20	377,500,288
4277	PT. INTI LUHUR FUJA ABADI	24-Mar	04.0-S-01001-2025	China	FUZHOU	FROZEN THREADFIN FISH	7,169.40	220,204,204
4278	PT. INTI LUHUR FUJA ABADI	24-Mar	04.0-S-01036-2025	China	FUZHOU	FROZEN PAMPANO FISH	12,313.40	182,312,196
4279	PT. INTI LUHUR FUJA ABADI	24-Mar	04.0-S-01036-2025	China	FUZHOU	FROZEN CROAKER FISH	14,515.20	684,756,160
4280	PT LAUTINDO SYNERGY SEJAHTERA	24-Mar	04.0-S-01037-2025	Japan	SHIMIZU	FROZEN PRECOOKED YELLOWFIN TUNA LOINS	24,000.00	2,457,600,000

No.	NAMA UPI	TERBIT HC	NO. HC MUTU	NEGARA TUJUAN	PEL. TUJUAN	NAMA PRODUK	VOLUME (KG)	NILAI (RP)
4281	PT. WINDUBLAMBANGAN SEJATI	24-Mar	04.0-S-01049-2025	United States	LOS ANGELES	FROZEN COOKED OCTOPUS	17,867.19	2,954,486,400
4282	PT LAUTINDO SYNERGY SEJAHTERA	24-Mar	04.0-S-01034-2025	Japan	SHIMIZU	FROZEN PRECOOKED YELLOWFIN TUNA LOINS	24,000.00	2,457,600,000
4283	PT. ANEKA TUNA INDONESIA	24-Mar	04.0-S-01063-2025	United States	BALTIMORE	CANNED TUNA	45,803.52	2,870,781,420
4284	PT. EDMAR MANDIRI JAYA	24-Mar	04.0-S-01066-2025	Japan	HAKATA	FROZEN SKIPJACK WHOLE ROUND	25,500.00	609,384,975
4285	PT Sekar Bumi Tbk	24-Mar	04.0-S-01017-2025	Puerto Rico	SAN JUAN	VANNAMEI RAW PD TAIL ON IQF SHRIMP	15,422.40	2,373,970,032
4286	PT. INTI LAUTAN FAJAR ABADI	24-Mar	04.0-S-01029-2025	United States	LOS ANGELES	SNAPPER	3,632.00	637,702,928
4287	PT. INTI LAUTAN FAJAR ABADI	24-Mar	04.0-S-01029-2025	United States	LOS ANGELES	SNAPPER	1,362.00	239,138,598
4288	PT. INTI LAUTAN FAJAR ABADI	24-Mar	04.0-S-01025-2025	United States	LOS ANGELES	SWORDFISH	9,079.09	1,599,817,370
4289	PT. INTI LAUTAN FAJAR ABADI	24-Mar	04.0-S-01024-2025	United States	LOS ANGELES	WAHOO	2,270.00	409,932,490
4290	PT. ANEKA TUNA INDONESIA	24-Mar	04.0-S-01065-2025	Saudi Arabia	AD DAMMAM	CANNED TUNA	39,427.20	2,796,098,170
4291	PT. MULTI PRAWN INDONESIA	24-Mar	04.0-S-01059-2025	Japan	OSAKA	FROZEN SHRIMP	15,282.00	2,698,108,392
4292	PT. MULTI PRAWN INDONESIA	24-Mar	04.0-S-01062-2025	Japan	TOKYO	FROZEN SHRIMP	15,282.00	3,205,126,746
4293	PT. ANEKA TUNA INDONESIA	24-Mar	04.0-S-01083-2025	Saudi Arabia	AD DAMMAM	CANNED TUNA	38,841.60	1,852,084,013
4294	PT. ANEKA TUNA INDONESIA	24-Mar	04.0-S-01084-2025	United States	BALTIMORE	CANNED TUNA	18,740.95	1,105,789,558
4295	PT. ANEKA TUNA INDONESIA	24-Mar	04.0-S-01082-2025	United States	SAVANNAH,US	CANNED TUNA	30,535.68	1,794,215,485
4296	PT. SAMUDRA SEAFOOD PRODUCTS	24-Mar	04.0-S-01044-2025	Japan	TOKYO	IQF RAW PEELED DEVEINED TAIL OFF WHITE SHRIMP	17,000.00	2,460,886,000
4297	PT. INDONESIA LIFA ALGAE KARAGINAN INTERNATIONAL	24-Mar	04.0-S-01095-2025	China	XIAMEN	Semi Refined Carrageenan Powder	18,000.00	1,528,875,000
4298	PT. INDONESIA LIFA ALGAE KARAGINAN INTERNATIONAL	24-Mar	04.0-S-01094-2025	China	XIAMEN	Agar Powder	3,000.00	557,190,000
4299	CV. PESONA MANDIRI	24-Mar	04.0-S-01060-2025	China	XIAMEN	FROZEN MALABAR SNAPPER	16,302.20	853,593,116
4300	CV. PESONA MANDIRI	24-Mar	04.0-S-01060-2025	China	XIAMEN	FROZEN MALABAR SNAPPER	3,052.40	97,706,292
4301	CV. PESONA MANDIRI	24-Mar	04.0-S-01060-2025	China	XIAMEN	FROZEN LEATHER JACKET FISH	850.00	32,577,375
4302	CV. PESONA MANDIRI	24-Mar	04.0-S-01022-2025	China	XIAMEN	FROZEN SPANISH MACKEREL FISH	4,544.20	224,126,127
4303	CV. JAVA FISH	24-Mar	04.0-S-01023-2025	Hong Kong	HONG KONG	IKAN SWANGI	1,750.00	43,750,000
4304	CV. JAVA FISH	24-Mar	04.0-S-01023-2025	Hong Kong	HONG KONG	THREADFIN BLUE	700.00	24,500,000
4305	CV. JAVA FISH	24-Mar	04.0-S-01023-2025	Hong Kong	HONG KONG	SILVER POMFRET	600.00	33,000,000
4306	CV. JAVA FISH	24-Mar	04.0-S-01023-2025	Hong Kong	HONG KONG	RED SNAPPER	50.00	2,250,000
4307	CV. JAVA FISH	24-Mar	04.0-S-01023-2025	Hong Kong	HONG KONG	SAND WHITING FISH	250.00	6,250,000
4308	CV. JAVA FISH	24-Mar	04.0-S-01023-2025	Hong Kong	HONG KONG	GROUPE	125.00	4,375,000
4309	CV. JAVA FISH	24-Mar	04.0-S-01023-2025	Hong Kong	HONG KONG	BARRAMUNDI SKIN ON	300.00	9,000,000
4310	CV. JAVA FISH	24-Mar	04.0-S-01030-2025	Hong Kong	HONG KONG	Hairtail	640.00	28,800,000
4311	CV. JAVA FISH	24-Mar	04.0-S-01030-2025	Hong Kong	HONG KONG	TENGGIRI	250.00	10,000,000
4312	CV. JAVA FISH	24-Mar	04.0-S-01027-2025	Hong Kong	HONG KONG	FRESH WHITE SHRIMP	760.00	38,000,000
4313	CV. JAVA FISH	24-Mar	04.0-S-01027-2025	Hong Kong	HONG KONG	FRESH TIGER SHRIMP	60.00	3,000,000
4314	CV. JAVA FISH	24-Mar	04.0-S-01027-2025	Hong Kong	HONG KONG	FRESH DOGOL SHRIMP	60.00	3,000,000
4315	CV. JAVA FISH	24-Mar	04.0-S-01027-2025	Hong Kong	HONG KONG	FRESH FLOWER SHRIMP	60.00	3,000,000
4316	PT Sekar Bumi Tbk	24-Mar	04.0-S-01073-2025	United States	NEW YORK	VANNAMEI RAW PD TAIL ON IQF SHRIMP	14,968.80	2,356,523,215

No.	NAMA UPI	TERBIT HC	NO. HC MUTU	NEGARA TUJUAN	PEL. TUJUAN	NAMA PRODUK	VOLUME (KG)	NILAI (RP)
4317	CV. PESONA MANDIRI	24-Mar	04.0-S-01026-2025	Malaysia	PASIR GUDANG, JOHOR	FROZEN SPANISH MACKEREL FISH	1,636.90	64,556,177
4318	PT Sekar Bumi Tbk	24-Mar	04.0-S-01076-2025	United States	JACKSONVILLE	VANNAMEI COOKED PD TAIL OFF IQF SHRIMP	15,876.00	2,133,575,640
4319	PT LAUTINDO SYNERGY SEJAHTERA	24-Mar	04.0-S-01040-2025	Thailand	LAT KRABANG	FROZEN PRECOOKED SKIPJACK TUNA LOINS	44,480.00	2,946,355,200
4320	PT LAUTINDO SYNERGY SEJAHTERA	24-Mar	04.0-S-01040-2025	Thailand	LAT KRABANG	FROZEN PRECOOKED SKIPJACK TUNA SHREDDED	4,960.00	328,550,400
4321	PT. SOUTHERN MARINE PRODUCTS	24-Mar	04.0-S-01039-2025	Malaysia	TANJONG PELEPAS	FROZEN FISH PASTE	20,000.00	1,000,000,000
4322	PT. SAMUDRA SEAFOOD PRODUCTS	24-Mar	04.0-S-01041-2025	United States	NORFOLK	IQF RAW PEELED CUT DEVEINED TAIL OFF WHITE SHRIMP	15,436.00	2,489,903,980
4323	PT. ANEKA TUNA INDONESIA	24-Mar	04.0-S-01085-2025	Japan	NAGOYA, AICHI	FISH EXTRACT YF	0.10	1,600
4324	PT. ANEKA TUNA INDONESIA	24-Mar	04.0-S-01085-2025	Japan	NAGOYA, AICHI	FISH EXTRACT SJ	0.10	1,600
4325	PT. SOUTHERN MARINE PRODUCTS	24-Mar	04.0-S-01051-2025	Malaysia	PASIR GUDANG, JOHOR	FROZEN FISH PASTE	19,900.00	1,000,000,000
4326	PT. PANCA MITRA MULTIPERDANA	24-Mar	04.0-S-01064-2025	United States	MIAMI	FROZEN RAW SHRIMPS	16,071.60	2,265,634,800
4327	CV. PASIFIC HARVEST	24-Mar	04.0-S-01072-2025	Egypt	SOKHNA PORT	CANNED SARDINES	40,331.25	171,851,456
4328	PT. PHILLIPS SEAFOODS INDONESIA	24-Mar	04.0-S-01054-2025	United States	BALTIMORE	FROZEN VALUE ADDED CRAB	11,915.70	4,635,481,361
4329	CV. TIRTA SURYA SRI REJEKI	24-Mar	04.0-S-01079-2025	China	XIAMEN	FROZEN SEA CUCUMBER	50.00	2,000,000
4330	PT. AMARTA CARRAGEENAN INDONESIA	24-Mar	04.0-S-01057-2025	Philippines	MANILA	PERFORATED COARSE IOTA	14,000.00	997,500,000
4331	PT. AMARTA CARRAGEENAN INDONESIA	24-Mar	04.0-S-01068-2025	Philippines	MANILA	PERFORATED COARSE KAPPA	14,000.00	1,522,500,000
4332	PT. REX CANNING	24-Mar	04.0-S-01069-2025	South Africa	CAPE TOWN	CANNED SNAIL IN BRINE	9,600.00	734,985,600
4333	PT Sekar Bumi Tbk	24-Mar	04.0-S-01067-2025	United States	CHICAGO	VANNAMEI RAW PD TAIL ON IQF SHRIMP	5,080.32	870,634,760
4334	PT. REX CANNING	24-Mar	04.0-S-01071-2025	United States	MIAMI	CANNED SNAIL IN BRINE	16,218.00	1,478,173,392
4335	PT Sekar Bumi Tbk	24-Mar	04.0-S-01070-2025	United States	CHICAGO	VANNAMEI COOKED PD TAIL OFF IQF SHRIMP	9,888.48	1,034,463,558
4336	PT. GRAHAMAKMUR CIPTAPRATAMA	24-Mar	04.0-S-01075-2025	United States	NEW YORK	FROZEN RAW VANNAMEI PEELED DEVEINED TAIL OFF	2,270.00	438,859,100
4337	PT. GRAHAMAKMUR CIPTAPRATAMA	24-Mar	04.0-S-01075-2025	United States	NEW YORK	FROZEN RAW VANNAMEI PEELED DEVEINED TAIL ON	13,393.00	1,681,611,687
4338	PT. AMARTA CARRAGEENAN INDONESIA	24-Mar	04.0-S-01077-2025	United Kingdom (GB)	WISBECH	GUM KAPPA CARRAGEENAN SEMI REFINED	20,000.00	2,109,000,000
4339	PT. GRAHAMAKMUR CIPTAPRATAMA	24-Mar	04.0-S-01074-2025	United States	NEW YORK	FROZEN RAW VANNAMEI PEELED DEVEINED TAIL ON	15,663.00	2,479,108,314
4340	PT. TRI MITRA MAKMUR - PLANT 2	24-Mar	04.0-S-01080-2025	United States	NORFOLK	FROZEN RAW SHRIMP	16,217.16	3,034,068,960
4341	PT. GEMA ISTA RAYA	24-Mar	04.0-S-01088-2025	Senegal	DAKAR	Canned Sardines	80,000.00	2,787,200,000
4342	PT. NISON INDONESIA	24-Mar	04.0-S-01032-2025	Congo	POINTE NOIRE	Canned Sardines	40,000.00	1,757,520,000

No.	NAMA UPI	TERBIT HC	NO. HC MUTU	NEGARA TUJUAN	PEL. TUJUAN	NAMA PRODUK	VOLUME (KG)	NILAI (RP)
4343	PT. SURYA INDOALGAS	25-Mar	04.0-S-01155-2025	Japan	YOKOHAMA	Agar Powder	6,000.00	1,491,433,250
4344	PT.CANDI JAYA AMERTA	25-Mar	04.0-S-01101-2025	Netherlands	ROTTERDAM	KERUPUK UDANG	17,340.00	931,644,560
4345	PT.CANDI JAYA AMERTA	25-Mar	04.0-S-01102-2025	Netherlands	ROTTERDAM	KERUPUK UDANG	16,000.00	878,107,680
4346	CV. PESONA MANDIRI	25-Mar	04.0-S-00979-2025	Malaysia	NORTHPORT/PT KLANG	FROZEN SNAPPER BONES	26,000.00	340,080,000
4347	CV. PESONA MANDIRI	25-Mar	04.0-S-00971-2025	Hong Kong	HONG KONG	FROZEN SQUID	24,900.40	1,723,410,990
4348	CV. PESONA MANDIRI	25-Mar	04.0-S-00971-2025	Hong Kong	HONG KONG	FROZEN CUTTLE FISH	1,992.90	130,335,660
4349	CV. PESONA MANDIRI	25-Mar	04.0-S-01021-2025	Malaysia	PORT KLANG (Pelabuhan Klang)	FROZEN WHITESPOTTED WHIPRAY	3,017.10	132,752,400
4350	CV. PESONA MANDIRI	25-Mar	04.0-S-01021-2025	Malaysia	PORT KLANG (Pelabuhan Klang)	FROZEN LEOPARD CORAL GROUPER FISH	1,191.20	127,458,400
4351	CV. PESONA MANDIRI	25-Mar	04.0-S-01021-2025	Malaysia	PORT KLANG (Pelabuhan Klang)	FROZEN GOLDBAND SNAPPER	3,047.40	195,033,600
4352	CV. PESONA MANDIRI	25-Mar	04.0-S-00972-2025	China	MAWEI	FROZEN CROAKER FISH	5,071.20	189,693,821
4353	CV. PESONA MANDIRI	25-Mar	04.0-S-00972-2025	China	MAWEI	FROZEN THREADFIN FISH	15,821.30	544,002,782
4354	CV. PESONA MANDIRI	25-Mar	04.0-S-00972-2025	China	MAWEI	FROZEN PAMPANO FISH	6,668.30	118,600,733
4355	CV. PESONA MANDIRI	25-Mar	04.0-S-00972-2025	China	MAWEI	FROZEN MALABAR SNAPPER	449.20	26,442,662
4356	CV. PESONA MANDIRI	25-Mar	04.0-S-00988-2025	Malaysia	PORT KLANG (Pelabuhan Klang)	FROZEN CUTTLEFISH	3,565.30	320,877,000
4357	PT. WINDUBLAMBANGAN SEJATI	25-Mar	04.0-S-01110-2025	United States	LOS ANGELES	FROZEN RAW OCTOPUS	19,800.00	1,477,197,216
4358	PT. WINDUBLAMBANGAN SEJATI	25-Mar	04.0-S-01127-2025	United States	LOS ANGELES	FROZEN RAW OCTOPUS	16,601.65	1,183,296,000
4359	PT. WINDUBLAMBANGAN SEJATI	25-Mar	04.0-S-01125-2025	United States	LOS ANGELES	FROZEN COOKED OCTOPUS	4,132.27	628,841,600
4360	CV. PESONA MANDIRI	25-Mar	04.0-S-01038-2025	China	XIAMEN	FROZEN THREADFIN FISH	14,265.30	534,137,823
4361	CV. PESONA MANDIRI	25-Mar	04.0-S-01038-2025	China	XIAMEN	FROZEN THREADFIN FISH	1,020.40	43,895,336
4362	CV. PESONA MANDIRI	25-Mar	04.0-S-01038-2025	China	XIAMEN	FROZEN RIBBON FISH	11,925.80	347,642,529
4363	CV. PESONA MANDIRI	25-Mar	04.0-S-01033-2025	Malaysia	PASIR GUDANG, JOHOR	FROZEN JENAHA FILLET	1,663.70	133,824,817
4364	CV. PESONA MANDIRI	25-Mar	04.0-S-01033-2025	Malaysia	PASIR GUDANG, JOHOR	FROZEN SWEETLIPS FISH FILLET	30.00	1,783,142
4365	CV. PESONA MANDIRI	25-Mar	04.0-S-01033-2025	Malaysia	PASIR GUDANG, JOHOR	FROZEN GROUPER FISH FILLET	2,685.80	511,478,568
4366	CV. PESONA MANDIRI	25-Mar	04.0-S-01033-2025	Malaysia	PASIR GUDANG, JOHOR	FROZEN SEABASS FISH FILLET	1,250.50	98,086,807
4367	PT ANEKA SAKANA INDONESIA	25-Mar	04.0-S-01043-2025	Thailand	LAT KRABANG	FROZEN LONGTAIL TUNA WHOLE ROUND	50,000.00	500,000,000
4368	PT ANEKA SAKANA INDONESIA	25-Mar	04.0-S-01116-2025	Thailand	LAT KRABANG	Frozen Skipjack Tuna Whole Round	50,000.00	1,000,000,000
4369	PT ANEKA SAKANA INDONESIA	25-Mar	04.0-S-01116-2025	Thailand	LAT KRABANG	FROZEN YELLOWFIN TUNA WHOLE ROUND	25,000.00	500,000,000
4370	PT. SEKAR LAUT, TBK.	25-Mar	04.0-S-01048-2025	United States	LOS ANGELES	FRIED SHRIMP CRACKERS	1,656.20	196,584,315
4371	PT. SEKAR LAUT, TBK.	25-Mar	04.0-S-01045-2025	United States	LOS ANGELES	SHRIMP CHILI PASTE	408.00	25,511,330
4372	PT. Keong Nusantara Abadi	25-Mar	04.0-S-01114-2025	Canada	MONTREAL	CANNED SNAIL MEAT	16,320.00	1,185,909,120
4373	PT. AGROMINA WICAKSANA	25-Mar	04.0-S-01081-2025	Saudi Arabia	JEDDAH	FROZEN BLACK POMFRET WHOLE ROUND	2.10	110,880
4374	PT. AGROMINA WICAKSANA	25-Mar	04.0-S-01081-2025	Saudi Arabia	JEDDAH	FROZEN EMPEROR WHOLE ROUND	2.20	293,535
4375	PT. AGROMINA WICAKSANA	25-Mar	04.0-S-01081-2025	Saudi Arabia	JEDDAH	FROZEN PARROTFISH WHOLE ROUND	0.96	63,835
4376	PT. TRI MITRA MAKMUR	25-Mar	04.0-S-01128-2025	Japan	TOKYO	FROZEN COOKED SHRIMP	8,637.75	1,507,916,260
4377	PT. WINDUBLAMBANGAN SEJATI	25-Mar	04.0-S-01107-2025	Italy	GENOA	FROZEN COOKED OCTOPUS	16,000.00	2,649,600,000

No.	NAMA UPI	TERBIT HC	NO. HC MUTU	NEGARA TUJUAN	PEL. TUJUAN	NAMA PRODUK	VOLUME (KG)	NILAI (RP)
4378	PT. TRIDAYA JAYA MANUNGGAL	25-Mar	04.0-S-01093-2025	United States	HOUSTON	FROZEN RAW WHOLE CLEANED OCTOPUS	21,792.00	1,871,017,536
4379	PT. WINDUBLAMBANGAN SEJATI	25-Mar	04.0-S-01126-2025	Italy	GENOA	FROZEN RAW OCTOPUS	13,500.00	1,049,760,000
4380	PT. REX CANNING	25-Mar	04.0-S-01117-2025	Canada	VANCOUVER	CANNED SNAIL IN BRINE	14,615.00	1,238,782,015
4381	PT. ANEKA TUNA INDONESIA	25-Mar	04.0-S-01142-2025	Saudi Arabia	AD DAMMAM	CANNED TUNA	17,740.80	1,013,336,755
4382	PT. ANEKA TUNA INDONESIA	25-Mar	04.0-S-01152-2025	Saudi Arabia	AD DAMMAM	CANNED TUNA	39,427.20	2,533,986,144
4383	PT. WINDUBLAMBANGAN SEJATI	25-Mar	04.0-S-01131-2025	Italy	GENOA	FROZEN COOKED OCTOPUS	4,500.00	841,840,000
4384	PT WINAROS KAWULA BAHARI	25-Mar	04.0-S-01098-2025	United States	LOS ANGELES	White Vannamei Nobashi Ebi	11,580.00	1,927,965,780
4385	PT. ANEKA TUNA INDONESIA	25-Mar	04.0-S-01136-2025	Kuwait	SHUWAIKH	CANNED TUNA	48,706.56	3,348,576,000
4386	PT WINAROS KAWULA BAHARI	25-Mar	04.0-S-01099-2025	United States	LOS ANGELES	White Vannamei Sushi Ebi	780.00	198,011,580
4387	PT WINAROS KAWULA BAHARI	25-Mar	04.0-S-01100-2025	United States	LOS ANGELES	White Raw Vannamei Frozen Shrimp	16,329.49	2,297,428,607
4388	PT. BEE JAY SEAFOOD	25-Mar	04.0-S-01104-2025	Australia	BRISBANE	BARRAMUNDI	720.00	106,310,880
4389	PT. BEE JAY SEAFOOD	25-Mar	04.0-S-01104-2025	Australia	BRISBANE	Black Kingfish	1,440.00	192,540,816
4390	PT. BEE JAY SEAFOOD	25-Mar	04.0-S-01104-2025	Australia	BRISBANE	Coral Trout	2,865.00	453,580,783
4391	PT. BEE JAY SEAFOOD	25-Mar	04.0-S-01104-2025	Australia	BRISBANE	Goldband Snapper	5,400.00	942,327,828
4392	PT. BEE JAY SEAFOOD	25-Mar	04.0-S-01104-2025	Australia	BRISBANE	Pearl Perch	760.00	111,593,612
4393	PT. BEE JAY SEAFOOD	25-Mar	04.0-S-01104-2025	Australia	BRISBANE	Red Emperor	1,345.00	314,441,497
4394	PT. BEE JAY SEAFOOD	25-Mar	04.0-S-01104-2025	Australia	BRISBANE	SWEETLIP	1,080.00	155,036,700
4395	PT. BEE JAY SEAFOOD	25-Mar	04.0-S-01104-2025	Australia	BRISBANE	Tropical Snapper	2,880.00	323,657,568
4396	PT. TRI MITRA MAKMUR	25-Mar	04.0-S-01129-2025	Japan	TOKYO	FROZEN RAW SHRIMP	2,910.03	435,326,545
4397	PT. BEE JAY SEAFOOD	25-Mar	04.0-S-01105-2025	Australia	BRISBANE	Mahi mahi	1,080.00	164,781,864
4398	PT. BEE JAY SEAFOOD	25-Mar	04.0-S-01105-2025	Australia	BRISBANE	Spanish Mackerel	1,080.00	167,439,636
4399	PT. BEE JAY SEAFOOD	25-Mar	04.0-S-01108-2025	Australia	BRISBANE	Bug Meat	800.00	337,963,600
4400	PT. BEE JAY SEAFOOD	25-Mar	04.0-S-01109-2025	Australia	BRISBANE	Flake Fillets	1,040.00	140,763,480
4401	PT. BEE JAY SEAFOOD	25-Mar	04.0-S-01106-2025	Malaysia	PENANG	Small Fillet Snapper	10,000.00	1,607,788,000
4402	CV. PESONA MANDIRI	25-Mar	04.0-S-01103-2025	Malaysia	PENANG	FROZEN BLACK POMFRET	27,822.40	1,228,219,848
4403	PT ANEKA SAKANA INDONESIA	25-Mar	04.0-S-01111-2025	Japan	HAKATA	Frozen Skipjack Tuna Whole Round	50,000.00	1,000,000,000
4404	CV. JAVA FISH	25-Mar	04.0-S-01112-2025	Singapore	SINGAPORE	BARRAMUNDI SKIN ON	105.00	3,150,000
4405	CV. JAVA FISH	25-Mar	04.0-S-01112-2025	Singapore	SINGAPORE	FLATFISH	70.00	1,750,000
4406	CV. JAVA FISH	25-Mar	04.0-S-01112-2025	Singapore	SINGAPORE	Goldband Snapper	700.00	28,000,000
4407	CV. JAVA FISH	25-Mar	04.0-S-01112-2025	Singapore	SINGAPORE	GOLDEN SNAPPER	175.00	5,250,000
4408	CV. JAVA FISH	25-Mar	04.0-S-01112-2025	Singapore	SINGAPORE	GROUPEL	1,750.00	61,250,000
4409	CV. JAVA FISH	25-Mar	04.0-S-01112-2025	Singapore	SINGAPORE	RED SNAPPER	70.00	3,150,000
4410	CV. JAVA FISH	25-Mar	04.0-S-01112-2025	Singapore	SINGAPORE	SAND WHITING FISH	1,050.00	26,250,000
4411	CV. JAVA FISH	25-Mar	04.0-S-01112-2025	Singapore	SINGAPORE	SILVER POMFRET	2,800.00	154,000,000
4412	CV. JAVA FISH	25-Mar	04.0-S-01112-2025	Singapore	SINGAPORE	THREADFIN BLUE	2,310.00	80,850,000
4413	CV. JAVA FISH	25-Mar	04.0-S-01112-2025	Singapore	SINGAPORE	FRESH LEATHER JACKET FISH	70.00	2,450,000
4414	CV. JAVA FISH	25-Mar	04.0-S-01121-2025	Singapore	SINGAPORE	Hairtail	1,075.00	48,375,000
4415	CV. JAVA FISH	25-Mar	04.0-S-01121-2025	Singapore	SINGAPORE	TENGGIRI	1,500.00	60,000,000
4416	CV. JAVA FISH	25-Mar	04.0-S-01122-2025	Singapore	SINGAPORE	FRESH WHITE SHRIMP	3,260.00	163,000,000
4417	CV. JAVA FISH	25-Mar	04.0-S-01122-2025	Singapore	SINGAPORE	SLIPPER LOBSTER	100.00	6,000,000
4418	PT. SAMUDRA SEAFOOD PRODUCTS	25-Mar	04.0-S-01118-2025	United States	MIAMI	IQF RAW EZ PEEL WHITE SHRIMP	16,336.13	1,844,300,069

No.	NAMA UPI	TERBIT HC	NO. HC MUTU	NEGARA TUJUAN	PEL. TUJUAN	NAMA PRODUK	VOLUME (KG)	NILAI (RP)
4419	PT. BLUE OCEAN FOODS INDONESIA	25-Mar	04.0-S-01113-2025	Guinea	CONAKRY	CANNED SARDINES	40,500.00	1,666,939,500
4420	PT. ISTANA CIPTA SEMBADA	25-Mar	04.0-S-01145-2025	Japan	KANSAI INT APT	FROZEN OCTOPUS	4.00	65,708
4421	PT. ANEKA TUNA INDONESIA	25-Mar	04.0-S-01151-2025	Kuwait	SHUWAIKH	CANNED TUNA	30,218.40	1,900,948,889
4422	PT. ANEKA TUNA INDONESIA	25-Mar	04.0-S-01149-2025	Saudi Arabia	AD DAMMAM	POUCHED TUNA	22,400.00	1,044,960,000
4423	PT. SAMUDRA SEAFOOD PRODUCTS	25-Mar	04.0-S-01119-2025	United States	MIAMI	IQF RAW EZ PEEL WHITE SHRIMP	16,329.33	2,394,124,718
4424	PT. INDO LAUT JAYA	25-Mar	04.0-S-01123-2025	Malaysia	KUALA LUMPUR	Dried Sea Cucumber / Ugai	318.00	47,250,000
4425	PT. ANEKA TUNA INDONESIA	25-Mar	04.0-S-01153-2025	Saudi Arabia	AD DAMMAM	CANNED TUNA	59,140.80	2,068,922,606
4426	PT. REX CANNING	25-Mar	04.0-S-01120-2025	Canada	VANCOUVER	CANNED BABY CLAM IN BRINE	14,263.00	885,418,514
4427	PT. ISTANA CIPTA SEMBADA	25-Mar	04.0-S-01146-2025	Japan	TOKYO	RAW PEELED VANNAMEI	19,260.00	2,314,474,200
4428	PT. PASIFIK HARVEST INDONESIA	25-Mar	04.0-S-01140-2025	Cote D Ivoire (Ivory Coast)	TEMA	CANNED SARDINES	21,131.75	882,525,275
4429	CV. PASIFIK HARVEST	25-Mar	04.0-S-01134-2025	Bosnia and Herzegovina	RIJEKA BAKAR	CANNED SARDINES	16,250.00	651,088,750
4430	PT. REX CANNING	25-Mar	04.0-S-01130-2025	United States	LOS ANGELES	CANNED CRABMEAT IN BRINE	13,501.00	1,976,046,863
4431	PT. PASIFIK HARVEST INDONESIA	25-Mar	04.0-S-01138-2025	Togo	TEMA	CANNED SARDINES	42,263.50	1,765,050,551
4432	PT. TRI MITRA MAKMUR	25-Mar	04.0-S-01160-2025	Spain	VIGO	FROZEN RAW SHRIMP	17,820.00	2,992,964,272
4433	PT. TRI MITRA MAKMUR	25-Mar	04.0-S-01158-2025	Spain	VIGO	FROZEN RAW SHRIMP	17,820.00	3,441,984,284
4434	PT. ISTANA CIPTA SEMBADA	25-Mar	04.0-S-01147-2025	Japan	TOKYO	Frozen Octopus	17,000.00	2,505,596,000
4435	PT. GEMA ISTA RAYA	25-Mar	04.0-S-01150-2025	United States	NEW YORK	Canned Sardines	17,925.00	663,702,000
4436	PT. SUMBER MUTIARA SAMUDRA	25-Mar	04.0-S-01156-2025	Sierra Leone	FREETOWN	CANNED SARDINES IN VEGETABLE OIL WITH CHILLI	40,000.00	1,710,720,000
4437	PT. MEGA MARINE PRIDE	25-Mar	04.0-S-01168-2025	Korea (South)	BUSAN (EX PUSAN)	Frozen Argentina Red Shrimp	18,000.00	3,373,460,782
4438	PT Sekar Bumi Tbk	25-Mar	04.0-S-01157-2025	United States	NEW YORK	VANNAMEI RAW EZ PEEL IQF SHRIMP	15,876.00	2,098,997,712
4439	PT Sekar Bumi Tbk	25-Mar	04.0-S-01162-2025	United States	NORFOLK	VANNAMEI RAW PD TAIL ON IQF SHRIMP	15,240.96	1,845,101,100
4440	PT. MEGA MARINE PRIDE	25-Mar	04.0-S-01169-2025	Korea (South)	BUSAN (EX PUSAN)	FROZEN RAW SHRIMPS	900.00	121,076,280
4441	PT. NISON INDONESIA	25-Mar	04.0-S-01124-2025	United Arab Emirates	JEBEL ALI	Canned Sardines	19,375.00	839,247,500
4442	PT. SUKSES LAUTAN INDONESIA	26-Mar	04.0-S-00610-2025	United States	MIAMI	FROZEN GROUPER FILLET SKIN LESS	5,681.81	1,624,901,120
4443	PT. SUKSES LAUTAN INDONESIA	26-Mar	04.0-S-00610-2025	United States	MIAMI	Frozen Snapper Skin On	2,646.82	504,253,440
4444	PT. SUKSES LAUTAN INDONESIA	26-Mar	04.0-S-00608-2025	United States	MIAMI	FROZEN MAHI MAHI PORTION	11,581.54	1,454,748,800
4445	PT. ISTANA CIPTA SEMBADA	26-Mar	04.0-S-01216-2025	Japan	TOKYO	RAW PEELED VANNAMEI	19,440.00	2,340,556,560
4446	PT. SAMUDRA SEAFOOD PRODUCTS	26-Mar	04.0-S-00933-2025	China	DALIAN	FROZEN WHITE SHRIMP IQF, RAW PEELED & DEVEINED TAI	7,200.00	982,713,600
4447	PT. BUMI MENARA INTERNUSA DAMPIT	26-Mar	04.0-S-00897-2025	United States	NORFOLK	FROZEN SHRIMP	6,300.00	1,363,194,000
4448	PT. BUMI MENARA INTERNUSA DAMPIT	26-Mar	04.0-S-00898-2025	United States	NORFOLK	Frozen Shrimp	5,500.00	1,072,192,000
4449	PT WINAROS KAWULA BAHARI	26-Mar	04.0-S-01172-2025	Japan	TOKYO	White Vannamei Tempura	495.00	143,528
4450	PT WINAROS KAWULA BAHARI	26-Mar	04.0-S-01177-2025	Japan	TOKYO	White Vannamei Nobashi Ebi	5,427.50	145,394,400
4451	PT WINAROS KAWULA BAHARI	26-Mar	04.0-S-01177-2025	Japan	TOKYO	White Raw Vannamei Frozen Shrimp	3,000.00	35,523,300

No.	NAMA UPI	TERBIT HC	NO. HC MUTU	NEGARA TUJUAN	PEL. TUJUAN	NAMA PRODUK	VOLUME (KG)	NILAI (RP)
4452	PT WINAROS KAWULA BAHARI	26-Mar	04.0-S-01177-2025	Japan	TOKYO	White Raw Vannamei EZP	3,240.00	44,466,000
4453	PT. ANEKA TUNA INDONESIA	26-Mar	04.0-S-01203-2025	Japan	SHIMIZU	CANNED TUNA	564.48	54,419,259
4454	PT. ANEKA TUNA INDONESIA	26-Mar	04.0-S-01203-2025	Japan	SHIMIZU	CANNED TUNA	12,096.00	1,095,474,240
4455	PT. ANEKA TUNA INDONESIA	26-Mar	04.0-S-01198-2025	Japan	SHIMIZU	CANNED TUNA	11,343.36	960,714,532
4456	PT. ANEKA TUNA INDONESIA	26-Mar	04.0-S-01198-2025	Japan	SHIMIZU	CANNED TUNA	7,741.44	701,103,514
4457	PT. BANYUWANGI CANNERY INDONESIA	26-Mar	04.0-S-01208-2025	Canada	TORONTO	CANNED TUNA	12,829.44	1,731,838,421
4458	PT. INTI LAUTAN FAJAR ABADI	26-Mar	04.0-S-01165-2025	United States	NEW YORK	SNAPPER	6,352.36	1,548,197,179
4459	PT. INTI LAUTAN FAJAR ABADI	26-Mar	04.0-S-01165-2025	United States	NEW YORK	SNAPPER	928.66	226,333,015
4460	PT. INTI LAUTAN FAJAR ABADI	26-Mar	04.0-S-01165-2025	United States	NEW YORK	SNAPPER	119.18	29,046,550
4461	PT. INTI LAUTAN FAJAR ABADI	26-Mar	04.0-S-01165-2025	United States	NEW YORK	SNAPPER	227.00	55,324,440
4462	PT. INTI LAUTAN FAJAR ABADI	26-Mar	04.0-S-01166-2025	United States	NEW YORK	GROUPE	2,542.40	790,340,634
4463	PT. INTI LAUTAN FAJAR ABADI	26-Mar	04.0-S-01164-2025	United States	NEW YORK	SNAPPER	5,584.20	1,142,270,447
4464	PT. INTI LAUTAN FAJAR ABADI	26-Mar	04.0-S-01167-2025	United States	NEW YORK	SWORDFISH	2,270.00	407,753,290
4465	PT. ANEKA TUNA INDONESIA	26-Mar	04.0-S-01201-2025	Chile	SAN ANTONIO	CANNED TUNA	58,060.80	3,393,769,882
4466	PT. ANEKA TUNA INDONESIA	26-Mar	04.0-S-01204-2025	Japan	SHIMIZU	CANNED TUNA	1,411.20	136,048,147
4467	PT. ANEKA TUNA INDONESIA	26-Mar	04.0-S-01204-2025	Japan	SHIMIZU	CANNED TUNA	15,724.80	1,425,877,690
4468	PT. SAMUDRA SEAFOOD PRODUCTS	26-Mar	04.0-S-01213-2025	Japan	TOKYO	IQF RAW PEELED DEVEINED TAIL OFF WHITE SHRIMP	17,000.00	2,460,886,000
4469	PT. ANEKA TUNA INDONESIA	26-Mar	04.0-S-01221-2025	Kuwait	SHUWAIKH	CANNED TUNA	28,231.68	1,916,394,670
4470	PT WINAROS KAWULA BAHARI	26-Mar	04.0-S-01195-2025	Japan	TOKYO	White Vannamei Sushi Ebi Without Tail	7,147.60	185,927,425
4471	PT WINAROS KAWULA BAHARI	26-Mar	04.0-S-01195-2025	Japan	TOKYO	White Vannamei Sushi Ebi	3,788.40	204,950,718
4472	PT. SEKAR KATOKICHI	26-Mar	04.0-S-01194-2025	Japan	KOBE	Frozen Breaded Shrimp	1,510.96	1,733,505,629
4473	PT. SAMUDRA SEAFOOD PRODUCTS	26-Mar	04.0-S-01202-2025	United States	SAVANNAH,US	IQF RAW PEELED DEVEINED TAIL ON WHITE SHRIMP	14,061.36	2,339,500,954
4474	PT. SEKAR KATOKICHI	26-Mar	04.0-S-01186-2025	United States	HOUSTON	Raw Breaded Aligned Butterfly Tail On Vannamei Shr	15,526.80	1,741,284,040
4475	PT. WINDUBLAMBANGAN SEJATI	26-Mar	04.0-S-01182-2025	Italy	NAPOLI	FROZEN RAW OCTOPUS	18,000.00	2,419,200,000
4476	PT. BANYUWANGI CANNERY INDONESIA	26-Mar	04.0-S-01206-2025	Saudi Arabia	AD DAMMAM	CANNED TUNA	10,944.00	644,852,218
4477	PT. BANYUWANGI CANNERY INDONESIA	26-Mar	04.0-S-01206-2025	Saudi Arabia	AD DAMMAM	CANNED TUNA	4,224.00	195,833,825
4478	PT. BANYUWANGI CANNERY INDONESIA	26-Mar	04.0-S-01211-2025	Saudi Arabia	AD DAMMAM	CANNED TUNA	16,800.00	927,416,000
4479	PT. ANEKA TUNA INDONESIA	26-Mar	04.0-S-01191-2025	Saudi Arabia	AD DAMMAM	CANNED TUNA	10,368.00	462,091,392
4480	PT. WINDUBLAMBANGAN SEJATI	26-Mar	04.0-S-01174-2025	Malaysia	WESTPORT/PORT KLANG	FROZEN RAW OCTOPUS	16,460.00	1,694,580,800
4481	PT WINAROS KAWULA BAHARI	26-Mar	04.0-S-01190-2025	Japan	TOKYO	White Raw Vannamei Frozen Shrimp	14,556.00	180,732,350
4482	PT. SAMUDRA SEAFOOD PRODUCTS	26-Mar	04.0-S-01217-2025	United States	BOSTON	IQF RAW EZ PEEL WHITE SHRIMP	15,422.14	2,735,656,304
4483	PT. SAMUDRA SEAFOOD PRODUCTS	26-Mar	04.0-S-01205-2025	United States	LOS ANGELES	IQF COOKED PEELED DEVEINED TAIL ON WHITE SHRIMP	15,875.73	2,794,938,142
4484	PT WINAROS KAWULA BAHARI	26-Mar	04.0-S-01188-2025	United States	NEW YORK	White Vannamei Breaded BTF	14,631.23	1,342,108,097
4485	PT. ANEKA TUNA INDONESIA	26-Mar	04.0-S-01246-2025	Kuwait	SHUWAIKH	CANNED TUNA	48,706.56	3,234,407,823

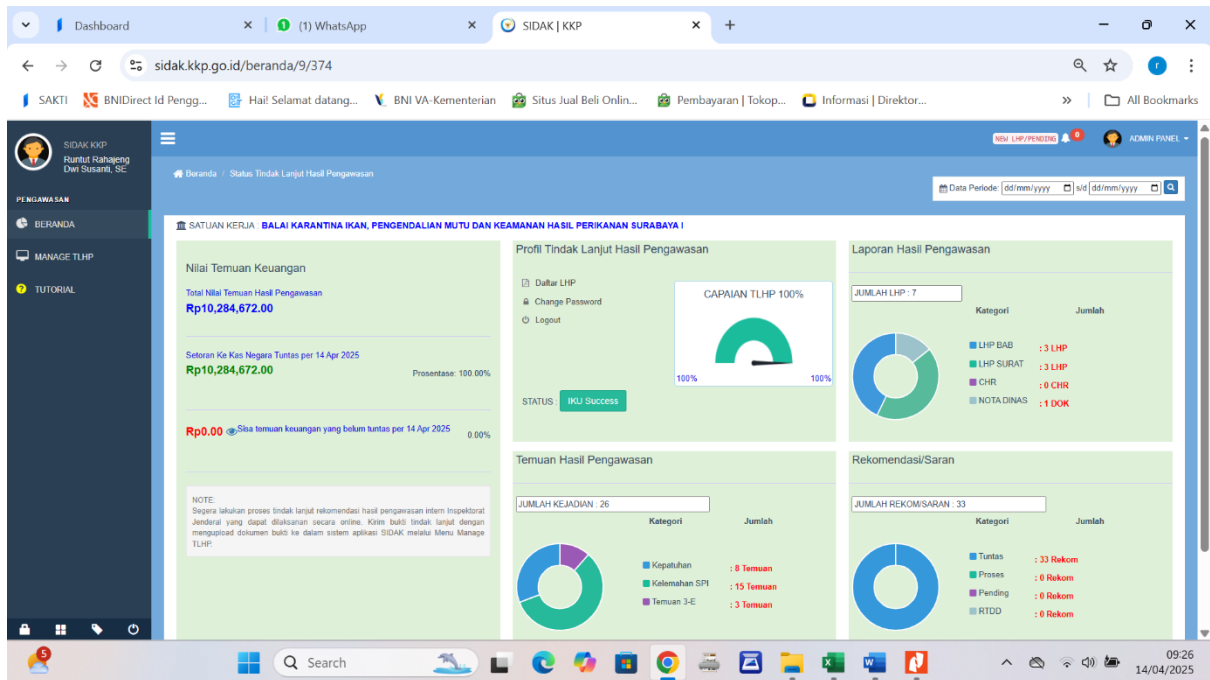
No.	NAMA UPI	TERBIT HC	NO. HC MUTU	NEGARA TUJUAN	PEL. TUJUAN	NAMA PRODUK	VOLUME (KG)	NILAI (RP)
4486	CV. JAVA FISH	26-Mar	04.0-S-01189-2025	Singapore	SINGAPORE	BARRAMUNDI SKIN ON	105.00	3,150,000
4487	CV. JAVA FISH	26-Mar	04.0-S-01189-2025	Singapore	SINGAPORE	FLATFISH	70.00	1,750,000
4488	CV. JAVA FISH	26-Mar	04.0-S-01189-2025	Singapore	SINGAPORE	Goldband Snapper	700.00	28,000,000
4489	CV. JAVA FISH	26-Mar	04.0-S-01189-2025	Singapore	SINGAPORE	GOLDEN SNAPPER	175.00	5,250,000
4490	CV. JAVA FISH	26-Mar	04.0-S-01189-2025	Singapore	SINGAPORE	GROUPEL	1,750.00	61,250,000
4491	CV. JAVA FISH	26-Mar	04.0-S-01189-2025	Singapore	SINGAPORE	RED SNAPPER	70.00	3,150,000
4492	CV. JAVA FISH	26-Mar	04.0-S-01189-2025	Singapore	SINGAPORE	SAND WHITING FISH	1,050.00	26,250,000
4493	CV. JAVA FISH	26-Mar	04.0-S-01189-2025	Singapore	SINGAPORE	SILVER POMFRET	2,800.00	154,000,000
4494	CV. JAVA FISH	26-Mar	04.0-S-01189-2025	Singapore	SINGAPORE	THREADFIN BLUE	2,590.00	90,650,000
4495	CV. JAVA FISH	26-Mar	04.0-S-01189-2025	Singapore	SINGAPORE	FRESH LEATHER JACKET FISH	70.00	2,450,000
4496	PT WINAROS KAWULA BAHARI	26-Mar	04.0-S-01187-2025	United States	NEW YORK	Frozen Raw PD Shrimp	453.60	55,478,909
4497	PT WINAROS KAWULA BAHARI	26-Mar	04.0-S-01187-2025	United States	NEW YORK	White Vannamei Nobashi Ebi	5,785.00	988,193,700
4498	CV. JAVA FISH	26-Mar	04.0-S-01184-2025	Singapore	SINGAPORE	Hairtail	950.00	42,750,000
4499	CV. JAVA FISH	26-Mar	04.0-S-01184-2025	Singapore	SINGAPORE	TENGGIRI	1,500.00	60,000,000
4500	PT WINAROS KAWULA BAHARI	26-Mar	04.0-S-01183-2025	United States	NEW YORK	White Vannamei Sushi Ebi Broken	3,628.78	704,836,083
4501	PT WINAROS KAWULA BAHARI	26-Mar	04.0-S-01183-2025	United States	NEW YORK	White Vannamei Sushi Ebi Without Tail	400.00	87,640,800
4502	PT WINAROS KAWULA BAHARI	26-Mar	04.0-S-01183-2025	United States	NEW YORK	White Vannamei Sushi Ebi	3,018.00	860,507,250
4503	CV. JAVA FISH	26-Mar	04.0-S-01185-2025	Singapore	SINGAPORE	FRESH WHITE SHRIMP	3,160.00	158,000,000
4504	CV. JAVA FISH	26-Mar	04.0-S-01185-2025	Singapore	SINGAPORE	SLIPPER LOBSTER	100.00	6,000,000
4505	PT Sekar Bumi Tbk	26-Mar	04.0-S-01250-2025	Korea (South)	BUSAN (EX PUSAN)	FROZEN OCTOPUS	8,500.00	1,097,894,000
4506	PT Sekar Bumi Tbk	26-Mar	04.0-S-01249-2025	Korea (South)	BUSAN (EX PUSAN)	FROZEN ABALONE BOILED MEAT	8,090.00	2,879,012,570
4507	CV. PESONA MANDIRI	26-Mar	04.0-S-01179-2025	Malaysia	KOTA KINABALU, SABAH	FROZEN HORSE MACKEREL	23,870.00	273,192,150
4508	PT. SEKAR LAUT, TBK.	26-Mar	04.0-S-01197-2025	Germany	HAMBURG	SHRIMP CRACKERS	15,600.00	744,868,800
4509	PT. SEKAR LAUT, TBK.	26-Mar	04.0-S-01196-2025	Reunion	REUNION	FRIED SHRIMP CRACKERS	1,666.00	220,366,818
4510	PT. SUMBER MUTIARA SAMUDRA	26-Mar	04.0-S-01193-2025	United Arab Emirates	JEBEL ALI	CANNED SARDINES IN VEGETABLE OIL WITH CHILLI	20,000.00	829,440,000
4511	PT. PANCA MITRA MULTIPERDANA	26-Mar	04.0-S-01199-2025	United States	LOS ANGELES	FROZEN RAW SHRIMPS	15,890.00	2,893,250,000
4512	PT. PANCA MITRA MULTIPERDANA - PLANT 2	26-Mar	04.0-S-01200-2025	United States	LOS ANGELES	Frozen Cooked Shrimp	15,890.00	1,904,369,750
4513	CV. PASIFIC HARVEST	26-Mar	04.0-S-01218-2025	Saudi Arabia	AD DAMMAM	CANNED SARDINES	12,503.00	810,356,939
4514	PT LAUTINDO SYNERGY SEJAHTERA	26-Mar	04.0-S-01214-2025	Thailand	SONGKHLA	FROZEN PRECOOKED SKIPJACK LOINS	22,500.00	1,496,340,000
4515	PT LAUTINDO SYNERGY SEJAHTERA	26-Mar	04.0-S-01214-2025	Thailand	SONGKHLA	FROZEN PRECOOKED SKIPJACK SHREDDED	2,500.00	166,260,000
4516	CV. PASIFIC HARVEST	26-Mar	04.0-S-01233-2025	Kuwait	SHUWAIKH	CANNED SARDINES	19,956.25	1,104,937,650
4517	PT LAUTINDO SYNERGY SEJAHTERA	26-Mar	04.0-S-01215-2025	Thailand	SONGKHLA	FROZEN PRECOOKED SKIPJACK LOINS	45,000.00	2,992,680,000
4518	PT LAUTINDO SYNERGY SEJAHTERA	26-Mar	04.0-S-01215-2025	Thailand	SONGKHLA	FROZEN PRECOOKED SKIPJACK SHREDDED	5,000.00	332,520,000
4519	PT. TRI MITRA MAKMUR	26-Mar	04.0-S-01239-2025	United States	NEW YORK	FROZEN RAW PINK SALMON FISH PORTION CUT	15,436.00	1,950,784,000

No.	NAMA UPI	TERBIT HC	NO. HC MUTU	NEGARA TUJUAN	PEL. TUJUAN	NAMA PRODUK	VOLUME (KG)	NILAI (RP)
4520	PT. REX CANNING	26-Mar	04.0-S-01244-2025	Canada	VANCOUVER	CANNED CRABMEAT IN BRINE	12,240.00	2,585,822,400
4521	CV. PASIFIC HARVEST	26-Mar	04.0-S-01219-2025	Bosnia and Herzegovina	RIJEKA BAKAR	CANNED SARDINES	16,250.00	746,216,250
4522	CV. PASIFIC HARVEST	26-Mar	04.0-S-01230-2025	Congo, Democratic Republic	DAR ES SALAAM	CANNED SARDINES	21,475.00	941,592,850
4523	PT. REX CANNING	26-Mar	04.0-S-01237-2025	United States	BALTIMORE	CANNED CRABMEAT IN BRINE	13,709.00	2,168,626,710
4524	PT. GRAHAMAKMUR CIPTAPRATAMA	26-Mar	04.0-S-01241-2025	United States	MIAMI	FROZEN RAW VANNAMEI PEELED DEVEINED TAIL ON	15,436.00	2,649,558,528
4525	PT. GEMA ISTA RAYA	26-Mar	04.0-S-01245-2025	Senegal	DAKAR	CANNED SARDINES	20,000.00	696,800,000
4526	PT. GRAHAMAKMUR CIPTAPRATAMA	26-Mar	04.0-S-01224-2025	United States	NEW YORK	FROZEN RAW VANNAMEI PEELED DEVEINED TAIL ON	15,436.00	2,994,090,048
4527	PT Sekar Bumi Tbk	26-Mar	04.0-S-01235-2025	United States	BOSTON	FROZEN VANNAMEI COOKED PD TAIL ON IQF SHRIMP	15,422.40	2,932,291,757
4528	PT. MEGA MARINE PRIDE	26-Mar	04.0-S-01248-2025	Korea (South)	BUSAN (EX PUSAN)	Frozen Argentina Red Shrimp	18,000.00	3,389,014,166
4529	PT Sekar Bumi Tbk	26-Mar	04.0-S-01242-2025	United States	BOSTON	VANNAMEI RAW EZ PEEL IQF SHRIMP	15,422.40	2,579,303,866
4530	PT. NISON INDONESIA	26-Mar	04.0-S-01207-2025	Tanzania	DAR ES SALAAM	Canned Sardines	40,000.00	1,757,560,000
4531	PT. NISON INDONESIA	26-Mar	04.0-S-01209-2025	Benin	COTONOU	Canned Sardines	40,000.00	1,889,960,000
4532	PT. BANYUWANGI CANNERY INDONESIA	27-Mar	04.0-S-01292-2025	Canada	TORONTO	CANNED TUNA	5,702.40	379,679,724
4533	PT. SUKSES LAUTAN INDONESIA	27-Mar	04.0-S-01087-2025	United States	MIAMI	FROZEN GROUPER FILLET SKIN LESS	9,352.40	2,694,068,978
4534	PT. SUKSES LAUTAN INDONESIA	27-Mar	04.0-S-01087-2025	United States	MIAMI	FROZEN SCARLET SNAPPER FILLET SKIN ON	1,121.38	254,371,666
4535	PT. SUKSES LAUTAN INDONESIA	27-Mar	04.0-S-01087-2025	United States	MIAMI	Frozen Snapper Skin On	1,289.36	245,817,632
4536	PT. SUKSES LAUTAN INDONESIA	27-Mar	04.0-S-01089-2025	United States	MIAMI	FROZEN MAHI MAHI PORTION	6,174.40	829,297,930
4537	PT. BUMI MENARA INTERNUSA DAMPIT	27-Mar	04.0-S-01053-2025	United States	SEATTLE	Frozen Shrimp	16,262.28	1,890,213,591
4538	PT. ANEKA TUNA INDONESIA	27-Mar	04.0-S-01222-2025	Chile	SAN ANTONIO	CANNED TUNA	56,414.40	3,297,534,509
4539	PT Sekar Bumi Tbk	27-Mar	04.0-S-01223-2025	United States	NORFOLK	VANNAMEI RAW EZ PEEL IQF SHRIMP	15,422.40	2,093,405,731
4540	PT. SUNRISE NIAGA FISHERY	27-Mar	04.0-S-01227-2025	United States	CHICAGO	FROZEN OCTOPUS WCL	22,589.13	3,198,000,000
4541	PT Sekar Bumi Tbk	27-Mar	04.0-S-01234-2025	United States	NEW YORK	VANNAMEI RAW EZ PEEL IQF SHRIMP	13,789.44	1,799,535,709
4542	PT Sekar Bumi Tbk	27-Mar	04.0-S-01231-2025	United States	NEW YORK	VANNAMEI RAW PD TAIL OFF IQF SHRIMP	2,041.20	417,578,490
4543	PT. BANYUWANGI CANNERY INDONESIA	27-Mar	04.0-S-01212-2025	Bahrain	KHALIFA BIN SALMAN PT	CANNED TUNA	3,072.00	226,885,700
4544	PT. BANYUWANGI CANNERY INDONESIA	27-Mar	04.0-S-01212-2025	Bahrain	KHALIFA BIN SALMAN PT	CANNED TUNA	13,308.48	729,677,660
4545	PT. PASIFIK HARVEST INDONESIA	27-Mar	04.0-S-01302-2025	Mauritius	PORT LOUIS	CANNED SARDINES	20,253.80	844,826,506
4546	PT Sekar Bumi Tbk	27-Mar	04.0-S-01225-2025	United States	LOS ANGELES, USA	VANNAMEI RAW PD TAIL ON IQF SHRIMP	15,649.20	2,270,714,569
4547	PT. EDMAR MANDIRI JAYA	27-Mar	04.0-S-01279-2025	Thailand	LAT KRABANG	FROZEN SKIPJACK TUNA WHOLE ROUND	25,000.00	652,837,250

No.	NAMA UPI	TERBIT HC	NO. HC MUTU	NEGARA TUJUAN	PEL. TUJUAN	NAMA PRODUK	VOLUME (KG)	NILAI (RP)
4548	PT WINAROS KAWULA BAHARI	27-Mar	04.0-S-01264-2025	United States	LOS ANGELES, USA	White Vannamei Nobashi Ebi	16,680.00	313,999,700
4549	PT WINAROS KAWULA BAHARI	27-Mar	04.0-S-01269-2025	United States	LOS ANGELES, USA	White Vannamei Sushi Ebi	11,494.75	664,292,250
4550	PT WINAROS KAWULA BAHARI	27-Mar	04.0-S-01269-2025	United States	LOS ANGELES, USA	White Vannamei Ebishin (Broken)	4,550.00	111,657,650
4551	PT. SAMUDRA SEAFOOD PRODUCTS	27-Mar	04.0-S-01262-2025	United States	NORFOLK	IQF RAW PEELED DEVEINED TAIL ON WHITE SHRIMP	15,436.00	3,004,864,376
4552	PT. SAMUDRA SEAFOOD PRODUCTS	27-Mar	04.0-S-01274-2025	United States	NEW YORK	IQF RAW PEELED DEVEINED TAIL ON WHITE SHRIMP	15,875.73	2,317,443,811
4553	CV. JAVA FISH	27-Mar	04.0-S-01257-2025	Hong Kong	HONG KONG	IKAN SWANGI	1,650.00	41,250,000
4554	CV. JAVA FISH	27-Mar	04.0-S-01257-2025	Hong Kong	HONG KONG	THREADFIN BLUE	700.00	24,500,000
4555	CV. JAVA FISH	27-Mar	04.0-S-01257-2025	Hong Kong	HONG KONG	SILVER POMFRET	600.00	33,000,000
4556	CV. JAVA FISH	27-Mar	04.0-S-01257-2025	Hong Kong	HONG KONG	RED SNAPPER	50.00	2,250,000
4557	CV. JAVA FISH	27-Mar	04.0-S-01257-2025	Hong Kong	HONG KONG	SAND WHITING FISH	250.00	6,250,000
4558	CV. JAVA FISH	27-Mar	04.0-S-01257-2025	Hong Kong	HONG KONG	GROUPE	125.00	4,375,000
4559	CV. JAVA FISH	27-Mar	04.0-S-01257-2025	Hong Kong	HONG KONG	BARRAMUNDI SKIN ON	300.00	9,000,000
4560	PT. SAMUDRA SEAFOOD PRODUCTS	27-Mar	04.0-S-01272-2025	United States	NEW YORK	IQF RAW PEELED DEVEINED TAIL ON WHITE SHRIMP	15,875.73	2,677,616,498
4561	CV. JAVA FISH	27-Mar	04.0-S-01255-2025	Hong Kong	HONG KONG	Hairtail	740.00	33,300,000
4562	CV. JAVA FISH	27-Mar	04.0-S-01255-2025	Hong Kong	HONG KONG	TENGGIRI	250.00	10,000,000
4563	CV. PESONA MANDIRI	27-Mar	04.0-S-01288-2025	China	MAWEI	FROZEN BLACKFIN SCAD	3,508.70	74,577,419
4564	CV. PESONA MANDIRI	27-Mar	04.0-S-01288-2025	China	MAWEI	FROZEN THREADFIN BREEM	18,622.10	438,734,756
4565	CV. PESONA MANDIRI	27-Mar	04.0-S-01288-2025	China	MAWEI	FROZEN BASTARD HALIBUT	5,546.50	136,027,913
4566	CV. JAVA FISH	27-Mar	04.0-S-01268-2025	Hong Kong	HONG KONG	FRESH WHITE SHRIMP	640.00	32,000,000
4567	CV. JAVA FISH	27-Mar	04.0-S-01268-2025	Hong Kong	HONG KONG	FRESH TIGER SHRIMP	60.00	3,000,000
4568	CV. JAVA FISH	27-Mar	04.0-S-01268-2025	Hong Kong	HONG KONG	FRESH DOGOL SHRIMP	60.00	3,000,000
4569	CV. JAVA FISH	27-Mar	04.0-S-01268-2025	Hong Kong	HONG KONG	FRESH FLOWER SHRIMP	60.00	3,000,000
4570	PT. SAMUDRA SEAFOOD PRODUCTS	27-Mar	04.0-S-01278-2025	United States	MIAMI	IQF RAW EZ PEEL WHITE SHRIMP	16,329.33	2,102,564,531
4571	PT. SAMUDRA SEAFOOD PRODUCTS	27-Mar	04.0-S-01267-2025	United States	MIAMI	IQF RAW EZ PEEL WHITE SHRIMP	16,329.33	1,884,665,951
4572	PT. Komodo Maju Pangan	27-Mar	04.0-S-01275-2025	United States	LOS ANGELES, USA	Shrimp Crackers	14,252.00	1,758,154,414
4573	PT. Komodo Maju Pangan	27-Mar	04.0-S-01273-2025	United States	LOS ANGELES, USA	Fish Crackers	300.00	38,484,600
4574	PT. BLUE OCEAN FOODS INDONESIA	27-Mar	04.0-S-01258-2025	Mali	NOUAKCHOTT	CANNED SARDINES	13,125.00	534,686,250
4575	PT. PASIFIK HARVEST INDONESIA	27-Mar	04.0-S-01296-2025	Guinea	FREETOWN	CANNED SARDINES	21,453.80	9,383,677,582
4576	PT. PASIFIK HARVEST INDONESIA	27-Mar	04.0-S-01295-2025	Guinea	FREETOWN	CANNED SARDINES	21,466.30	93,893,596
4577	PT. PASIFIK HARVEST INDONESIA	27-Mar	04.0-S-01299-2025	Cameroon	DOUALA	CANNED SARDINES	81,091.20	3,635,399,587
4578	PT WINAROS KAWULA BAHARI	27-Mar	04.0-S-01254-2025	United States	LOS ANGELES, USA	White Vannamei Nobashi Ebi	7,348.80	1,261,443,566
4579	PT. BARAMUDA BAHARI	27-Mar	04.0-S-01311-2025	United States	JACKSONVILLE	FROZEN COOK SHRIMPS	16,467.84	2,389,927,680
4580	PT WINAROS KAWULA BAHARI	27-Mar	04.0-S-01252-2025	United States	LOS ANGELES, USA	White Vannamei Sushi Ebi	3,264.00	902,613,504
4581	PT WINAROS KAWULA BAHARI	27-Mar	04.0-S-01252-2025	United States	LOS ANGELES, USA	White Vannamei Sushi Ebi Broken	1,320.00	246,836,040
4582	CV. PASIFIC HARVEST	27-Mar	04.0-S-01290-2025	Lebanon	BEIRUT	CANNED SARDINES	32,500.00	1,529,190,000
4583	PT. BARAMUDA BAHARI	27-Mar	04.0-S-01310-2025	United States	JACKSONVILLE	FROZEN RAW SHRIMPS	15,436.00	2,323,211,500
4584	PT WINAROS KAWULA BAHARI	27-Mar	04.0-S-01253-2025	United States	LOS ANGELES, USA	White Vannamei Nobashi Ebi	12,600.00	1,864,321,200

No.	NAMA UPI	TERBIT HC	NO. HC MUTU	NEGARA TUJUAN	PEL. TUJUAN	NAMA PRODUK	VOLUME (KG)	NILAI (RP)
4585	PT. BARAMUDA BAHARI	27-Mar	04.0-S-01312-2025	United States	JACKSONVILLE	FROZEN COOK SHRIMPS	454.00	80,678,500
4586	CV. PASIFIC HARVEST	27-Mar	04.0-S-01289-2025	Canada	TORONTO	CANNED SARDINELLAS	8,640.00	472,357,440
4587	CV. PESONA MANDIRI	27-Mar	04.0-S-01285-2025	China	FUZHOU	FROZEN RIBBON FISH	21,600.00	882,738,135
4588	PT WINAROS KAWULA BAHARI	27-Mar	04.0-S-01286-2025	United States	LOS ANGELES, USA	RAW PEELED WHITE VANNAMEI	453.60	54,021,492
4589	PT WINAROS KAWULA BAHARI	27-Mar	04.0-S-01286-2025	United States	LOS ANGELES, USA	White Vannamei Nobashi Ebi	5,660.00	1,078,433,760
4590	PT WINAROS KAWULA BAHARI	27-Mar	04.0-S-01293-2025	United States	LOS ANGELES, USA	White Vannamei Sushi Ebi Broken	3,628.78	694,131,182
4591	PT WINAROS KAWULA BAHARI	27-Mar	04.0-S-01293-2025	United States	LOS ANGELES, USA	White Vannamei Sushi Ebi	3,729.00	1,037,210,163
4592	PT Sekar Bumi Tbk	27-Mar	04.0-S-01251-2025	United States	BOSTON	FROZEN VANNAMEI COOKED PD TAIL ON IQF SHRIMP	15,422.40	2,986,594,027
4593	PT Sekar Bumi Tbk	27-Mar	04.0-S-01265-2025	United States	HONOLULU	VANNAMEI RAW EZ PEEL IQF SHRIMP	15,876.00	2,041,780,608
4594	PT. SEKAR LAUT, TBK.	27-Mar	04.0-S-01276-2025	Germany	HAMBURG	SHRIMP CRACKER E-161110	15,600.00	744,868,800
4595	PT. SEKAR LAUT, TBK.	27-Mar	04.0-S-01271-2025	Netherlands	ROTTERDAM	SHRIMP CRACKERS	15,725.00	774,147,254
4596	PT. SEKAR LAUT, TBK.	27-Mar	04.0-S-01266-2025	Netherlands	ROTTERDAM	SHRIMP CRACKERS	16,650.00	838,875,285
4597	PT. ISTANA CIPTA SEMBADA	27-Mar	04.0-S-01281-2025	Japan	TOKYO	RAW PEELED VANNAMEI	19,440.00	2,340,556,560
4598	PT. ISTANA CIPTA SEMBADA	27-Mar	04.0-S-01280-2025	Japan	TOKYO	Frozen Octopus	13,000.00	1,693,887,000
4599	PT Sekar Bumi Tbk	27-Mar	04.0-S-01301-2025	United States	NEW YORK	VANNAMEI COOKED IN SHELL PD TAIL ON IQF SHRIMP	15,513.12	2,596,043,066
4600	PT. BEE JAY SEAFOOD	27-Mar	04.0-S-01263-2025	United States	LOS ANGELES, USA	Pen Shell Meat	1.81	27,150
4601	PT Sekar Bumi Tbk	27-Mar	04.0-S-01298-2025	United States	LONG BEACH	VANNAMEI RAW EZ PEEL IQF SHRIMP	16,329.60	2,437,486,733
4602	CV. MARINA SEJAHTERA	27-Mar	04.0-S-01270-2025	Taiwan	TAIPEI	FRESH SPANISH MACKERELS	350.00	30,450,000
4603	CV. MARINA SEJAHTERA	27-Mar	04.0-S-01270-2025	Taiwan	TAIPEI	FRESH PURPLE-SPOTTED BIGEYE	100.00	6,500,000
4604	CV. MARINA SEJAHTERA	27-Mar	04.0-S-01270-2025	Taiwan	TAIPEI	FRESH BELT FISH	175.00	11,375,000
4605	CV. MARINA SEJAHTERA	27-Mar	04.0-S-01270-2025	Taiwan	TAIPEI	FRESH GROUPER FISH	70.00	3,290,000
4606	CV. MARINA SEJAHTERA	27-Mar	04.0-S-01277-2025	China	XIAMEN	FRESH POMFRET FISH	300.00	14,100,000
4607	CV. MARINA SEJAHTERA	27-Mar	04.0-S-01283-2025	China	XIAMEN	FRESH POMFRET FISH	300.00	14,100,000
4608	PT. PHILLIPS SEAFOODS INDONESIA	27-Mar	04.0-S-01287-2025	United States	BALTIMORE	PASTEURIZED BLUE SWIMMING CRABMEAT	15,690.24	516,053
4609	PT. SAMUDRA SEAFOOD PRODUCTS	27-Mar	04.0-S-01284-2025	Canada	MONTREAL	IQF RAW PEELED DEVEINED TAIL ON WHITE SHRIMP	15,436.00	2,387,424,376
4610	PT. GEMA ISTA RAYA	27-Mar	04.0-S-01294-2025	Cote D Ivoire (Ivory Coast)	ABIDJAN	CANNED SARDINES	60,939.00	2,123,053,821
4611	PT. SAMUDRA SEAFOOD PRODUCTS	27-Mar	04.0-S-01304-2025	United States	NEW YORK	IQF RAW PEELED DEVEINED TAIL ON WHITE SHRIMP	15,875.73	2,317,443,811
4612	PT. ISTANA CIPTA SEMBADA	27-Mar	04.0-S-01305-2025	Japan	TOKYO	RAW PEELED VANNAMEI	19,440.00	2,340,556,560
4613	PT. MEGA MARINE PRIDE	27-Mar	04.0-S-01309-2025	Korea (South)	BUSAN (EX PUSAN)	Frozen Argentina Red Shrimp	7,300.00	1,519,326,810
4614	PT. PASIFIK HARVEST INDONESIA	27-Mar	04.0-S-01306-2025	Madagascar	TAMATAVE (TOAMASINA)	CANNED SARDINES	40,507.60	1,782,334,400
4615	CV. PASIFIC HARVEST	27-Mar	04.0-S-01307-2025	Saudi Arabia	AD DAMMAM	CANNED SARDINES	15,500.00	620,000,000
4616	PT. NISON INDONESIA	27-Mar	04.0-S-01259-2025	United Arab Emirates	JEBEL ALI	Canned Tuna	31,968.00	1,037,265,696

Capaian IK 12. Rekomendasi Hasil Pengawasan yang dimanfaatkan untuk perbaikan kinerja lingkup UPT Balai KIPM Surabaya I



Monitoring Report Summary:

- Jumlah Laporan: 7 Dokumen
- Jumlah Temuan: 28 Temuan
- Jumlah Rekomendasi: 33
- Nilai Keuangan: Rp10,284,672
- Tuntas: 33 Rekomendasi
- Proses: 0 Rekomendasi
- Pending: 0 Rekomendasi
- Sisa Nilai Keuangan: Rp0

ID	Unit Kerja	Jenis Pengawasan	Nomor LHP	Tanggal Register	Objek Pengawasan	STATUS	Aksi
3314	BALAI KARANTINA IKAN, PENGENDALIAN MUTU DAN KEAMANAN HASIL PERIKANAN SURABAYA I	Evaluasi	B.2311T2.4HP.430M/2024	2024-09-17	Hasil Evaluasi Kinerja Penyelenggaraan Pelayaran Publik pada Balai PPMKIP Surabaya I	TUNTAS	Q Detail
3304	BALAI KARANTINA IKAN, PENGENDALIAN MUTU DAN KEAMANAN HASIL PERIKANAN SURABAYA I	Evaluasi	T.212HT2.4HP.470U/2024	2024-09-10	Hasil Evaluasi PRBP TA.2023 dan TA.2024 pada Balai PPMKIP Surabaya I	TUNTAS	Q Detail
2101	BALAI KARANTINA IKAN, PENGENDALIAN MUTU DAN KEAMANAN HASIL PERIKANAN SURABAYA I	Evaluasi	B. 214HT2.4HP.470M/2022	2023-09-15	Hasil Evaluasi Penilaian Negara Bukan Pihak TA.2021-2022 pada Balai Karantina Ikan, Pengendalian Mutu, dan Keamanan Hasil Perikanan Surabaya I	TUNTAS	Q Detail
1404	BALAI KARANTINA IKAN, PENGENDALIAN MUTU DAN KEAMANAN HASIL PERIKANAN SURABAYA I	Evaluasi	503MT.JHP.448V/021	2021-07-23	Hasil Evaluasi atas Implementasi Sistem Akuntabilitas Kinerja Instansi Pemerintah (SAKIP) pada Balai Karantina Ikan, Pengendalian Mutu dan Keamanan Hasil Perikanan (Balai KIPM) Surabaya I Tahun 2021	TUNTAS	Q Detail
1391	BALAI KARANTINA IKAN, PENGENDALIAN MUTU DAN KEAMANAN HASIL PERIKANAN SURABAYA I	Audit	5050MT.JHP.120V/021	2021-07-06	Audit Kinerja pada BKIPM Surabaya I Ts. 2020-2021	TUNTAS	Q Detail
868	BALAI KARANTINA IKAN, PENGENDALIAN MUTU DAN KEAMANAN HASIL PERIKANAN SURABAYA I	Pemeriksaan	16.3.1.172.04HP.558I/0200	2020-03-16	Pemeriksaan Wilayah Bebas dari Korupsi (WLB)Majalah Elektronik Resmi dan Melayani (YBEM) pada Balai Karantina Ikan dan Pengendalian Mutu (Balai KIPM) Surabaya I	TUNTAS	Q Detail
340	BALAI KARANTINA IKAN, PENGENDALIAN MUTU DAN KEAMANAN HASIL PERIKANAN SURABAYA I	Evaluasi	5.61T2HP.610U/2019	2019-09-04	Hasil Uji Substansi Kegiatan Prioritas Tahun 2012-2019 di Provinsi Jawa Timur	TUNTAS	Q Detail

KEMENTERIAN KELAUTAN DAN PERIKANAN
SEKRETARIAT JENDERAL

NOTA DINAS

Nomor : 2/SJ.7/TU.140/IV/2025

Yth. : 1. Sekretaris Direktorat Jenderal Penataan Ruang Laut
2. Sekretaris Direktorat Jenderal Pengelolaan Kelautan
3. Sekretaris Direktorat Jenderal Perikanan Tangkap
4. Sekretaris Direktorat Jenderal Perikanan Budi Daya
5. Sekretaris Direktorat Jenderal Penguatan Daya Saing Produk Kelautan dan Perikanan
6. Sekretaris Direktorat Jenderal Pengawasan Sumber Daya Kelautan dan Perikanan
7. Sekretaris Inspektorat Jenderal
8. Sekretaris Badan Penyuluhan dan Pengembangan Sumberdaya Manusia Kelautan dan Perikanan
9. Sekretaris Badan Pengendalian dan Pengawasan Mutu Hasil Kelautan dan Perikanan
10. Direktur Lembaga Pengelola Modal Usaha Kelautan dan Perikanan
11. Para Kepala Biro/Pusat di Lingkungan Sekretariat Jenderal;

Dari : Plt. Kepala Biro Pengadaan Barang/Jasa

Hal : Penyampaian hasil perhitungan Capaian Indikator Kinerja persentase Rencana Umum Pengadaan di lingkungan KKP yang diumumkan pada SIRUP Triwulan 1 tahun anggaran 2025

Lampiran : 1 Berkas

Tanggal : 14 April 2025

Sehubungan dengan telah dilaksanakannya upaya optimalisasi kinerja Perencanaan Pengadaan Barang/Jasa (PBJ) Triwulan 1 tahun anggaran 2025 sebagai tindak lanjut atas terbitnya Instruksi Presiden Nomor 1 Tahun 2025 tentang Efisiensi Belanja dalam Pelaksanaan Anggaran Pendapatan dan Belanja Negara dan Anggaran Pendapatan dan Belanja Daerah Tahun Anggaran 2025, yang kemudian ditindaklanjuti dengan diterbitkannya Surat Menteri Keuangan Nomor S-37/MK.02/2025 tentang Efisiensi Belanja Kementerian/Lembaga Dalam Pelaksanaan Anggaran Pendapatan dan Belanja Negara Tahun Anggaran 2025, seluruh satuan kerja lingkup Kementerian Kelautan dan Perikanan telah melakukan tindak lanjut berupa identifikasi belanja

pengadaan (PBJ) yang berdampak efisiensi belanja dan dapat dipastikan tidak dapat direalisasikan sehingga tidak diumumkan pada Sistem Informasi Rencana Umum Pengadaan (SIRUP).

Total sebanyak 148 (seratus empat puluh delapan) Satuan kerja lingkup Kementerian Kelautan dan Perikanan yang tersebar pada 10 (sepuluh) unit eselon 1 telah melakukan identifikasi efisiensi belanja pengadaan yang dituangkan ke dalam penyusunan kertas kerja (format excel) sebagai data dukung klarifikasi penyesuaian Pagu Pengadaan pasca efisiensi yang akan disampaikan kepada Lembaga Kebijakan Pengadaan Barang/Jasa Pemerintah (LKPP), kemudian dilanjutkan dengan melakukan revisi RUP pada SIRUP berdasarkan kertas kerja klarifikasi yang telah disusun tersebut. Sehingga, diharapkan dapat mencegah terjadinya persentase pengumuman RUP pada SIRUP yang melebihi 100% (seratus persen).

Data yang terbentuk pada kertas kerja klarifikasi untuk nilai Pagu Terumumkan pasca efisiensi, nantinya setelah dilakukan penyesuaian oleh LKPP dan digunakan sebagai acuan untuk menjadi Pagu Pengadaan di dalam Statistik Moner SIRUP. Sedangkan, revisi RUP yg dilakukan satker pada SIRUP akan membentuk data baru sebagai Pagu Terumumkan di dalam Statistik Moner SIRUP. Sehingga, berdasarkan manual indikator perhitungan capaian IKU untuk persentase Rencana Umum Pengadaan di lingkungan KKP yang diumumkan pada SIRUP Triwulan 1 tahun anggaran 2025, formula dan ketentuan perhitungannya sebagai berikut;

Formulasi pengukuran/penilaian sebagai berikut:

$$\frac{\text{Nilai Rencana Umum PBJ yang diumumkan pada SIRUP} \times 100\%}{\text{Pagu Pengadaan Barang/Jasa}}$$

Jika RUP yang diumumkan unit kerja melebihi pagu pengadaan sehingga persentase akan bernilai lebih dari 100%, maka selisih persentase RUP yang diumumkan tersebut akan menjadi pengurang terhadap angka capaian indikator ini.

Berikut data hasil perhitungan capaian Indikator Kinerja untuk persentase Rencana Umum Pengadaan di lingkungan KKP yang diumumkan pada SIRUP Triwulan 1 tahun anggaran 2025 pada setiap Unit Eselon 1;

No.	Nama Unit Eselon 1	Persentase RUP Terumumkan				% Capaian IKU TW 1
		Pagu Pengadaan	Pagu Terumumkan	Selisih	% RUP Terumumkan	
1	Inspektorat Jenderal	3,074,204,000.00	3,074,204,000.00	-	100.00%	100.00%
2	Direktorat Jenderal Pengelolaan Kelautan dan Ruang Laut	232,904,737,000.00	232,904,737,000.00	-	100.00%	100.00%
3	Direktorat Jenderal Penguatan Daya Saing Produk Kelautan dan Perikanan	30,061,146,000.00	30,061,146,000.00	-	100.00%	100.00%
4	Sekretariat Jenderal	141,198,357,000.00	141,198,357,000.00	-	100.00%	100.00%
5	Direktorat Jenderal Perikanan Budi Daya	474,070,870,541.00	474,070,870,541.00	-	100.00%	100.00%
6	Badan Penyuluhan dan Pengembangan Sumber Daya Manusia Kelautan dan Perikanan	154,301,450,168.00	154,301,450,168.00	-	100.00%	100.00%
7	Direktorat Jenderal Pengawasan Sumber Daya Kelautan dan Perikanan *	161,663,139,000.00	161,780,884,000.00	(117,745,000.00)	100.07%	99.93%
8	Direktorat Jenderal Perikanan Tangkap **	688,474,617,688.00	688,285,621,000.00	188,996,688.00	99.97%	99.97%
9	Badan Pengendalian dan Pengawasan Mutu Hasil Kelautan dan Perikanan ***	42,318,573,722.00	42,715,615,722.00	(397,042,000.00)	100.94%	99.06%

Sebagai informasi, terdapat 6 (lima) satuan kerja lingkup Kementerian Kelautan dan Perikanan yang memperoleh capaian persentase RUP Terumumkan tidak 100% (seratus persen), yang disebabkan oleh adanya LEBIH / KURANG TERUMUMKAN di dalam SIRUP, antara lain;

❖ **Direktorat Jenderal Pengawasan Sumber Daya Kelautan dan Perikanan**

- 1) Pangkalan Pengawasan SDKP Bitung persentase 101,52%;

❖ **Direktorat Jenderal Perikanan Tangkap**

- 1) Pelabuhan Perikanan Nusantara Sibolga persentase 139,11%;
- 2) Pelabuhan Perikanan Nusantara Ambon persentase 94,75%;
- 3) Pelabuhan Perikanan Samudera Nizam Zachman persentase 79,56%;

❖ **Badan Pengendalian dan Pengawasan Mutu Hasil Kelautan dan Perikanan**

- 1) Sekretariat Badan Pengendalian dan Pengawasan Mutu Hasil Kelautan dan Perikanan persentase 105,75%.

Demikian kami sampaikan, atas atensi dan kerja sama dari seluruh pihak terkait dalam upaya peningkatan kinerja perencanaan PBJ yang telah dilaksanakan, kami ucapkan terima kasih.



Ditandatangani
Secara Elektronik

Sofiyanto

Tembusan:
Sekretaris Jenderal

Lampiran
 Nomor : 2/SJ.7/TU.140/IV/2025
 Tanggal : 14 April 2025

Inspektorat Jenderal

NO	Nama_Satker	KERTAS KERJA KLARIFIKASI (file EXCEL)			REKAP RUP TERUMUMKAN (aplikasi SIRUP)		
		RUP Eksisting	Nilai Identifikasi Efisiensi Belanja	RUP Pasca Revisi	Persentase RUP Terumumkan		
		Pagu Terumumkan		Pagu Terumumkan	Selisih KERTAS KERJA - SIRUP	Pagu Terumumkan	%
1	INSPEKTORAT JENDERAL	12,922,581,000	9,848,377,000	3,074,204,000	0	3,074,204,000	100.00%
TOTAL		12,922,581,000	9,848,377,000	3,074,204,000	-	3,074,204,000	100.00%

Direktorat Jenderal Pengelolaan Kelautan dan Ruang Laut

NO	Nama_Satker	KERTAS KERJA KLARIFIKASI (file EXCEL)			REKAP RUP TERUMUMKAN (aplikasi SIRUP)		
		RUP Eksisting	Nilai Identifikasi Efisiensi Belanja	RUP Pasca Revisi	Persentase RUP Terumumkan		
		Pagu Terumumkan		Pagu Terumumkan	Selisih KERTAS KERJA - SIRUP	Pagu Terumumkan	%
1	SEKRETARIAT DIREKTORAT JENDERAL PKRL	261,203,332,000	104,939,270,000	156,264,062,000	0	156,264,062,000	100.00%
2	BALAI PENGELOLAAN SUMBERDAYA PESISIR DAN LAUT BPSPL PADANG	3,393,333,000	672,730,000	2,720,603,000	0	2,720,603,000	100.00%
3	LOKA KAWASAN KONSERVASI PERAIRAN NASIONAL PEKANBARU	6,375,019,000	3,458,788,000	2,916,231,000	0	2,916,231,000	100.00%
4	BALAI PENGELOLAAN SUMBERDAYA PESISIR DAN LAUT PONTIANAK	3,431,580,000	1,088,252,000	2,343,328,000	0	2,343,328,000	100.00%
5	BALAI PENGELOLAAN SUMBERDAYA PESISIR DAN LAUT MAKASSAR	19,995,766,000	5,319,309,000	14,676,457,000	0	14,676,457,000	100.00%
6	BALAI PENGELOLAAN SUMBERDAYA PESISIR DAN LAUT DENPASAR	6,830,966,000	1,496,560,000	5,334,406,000	0	5,334,406,000	100.00%
7	BALAI KAWASAN KONSERVASI PERAIRAN NASIONAL BKKPN KUPANG	34,247,947,000	7,929,570,000	26,318,377,000	0	26,318,377,000	100.00%
8	LOKA PENGELOLAAN SUMBER DAYA PESISIR DAN LAUT SERANG	4,620,954,000	1,558,667,000	3,062,287,000	0	3,062,287,000	100.00%
9	LOKA PENGELOLAAN SUMBERDAYA PESISIR DAN LAUT SORONG	25,399,451,000	6,130,465,000	19,268,986,000	0	19,268,986,000	100.00%
TOTAL		365,498,348,000	132,593,611,000	232,904,737,000	-	232,904,737,000	100.00%

📌 Direktorat Jenderal Penguatan Daya Saing Produk Kelautan dan Perikanan

NO	Nama_Satker	KERTAS KERJA KLARIFIKASI (file EXCEL)			REKAP RUP TERUMUMKAN (aplikasi SIRUP)		
		RUP Eksisting	Nilai Identifikasi Efisiensi Belanja	RUP Pasca Revisi	Persentase RUP Terumumkan		
		Pagu Terumumkan		Pagu Terumumkan	Selisih KERTAS KERJA - SIRUP	Pagu Terumumkan	%
1	SEKRETARIAT DIREKTORAT JENDERAL PDSPKP	115,520,273,000	92,739,078,000	22,781,195,000	0	22,781,195,000	100.0000%
2	BALAI BESAR PENGUJIAN PENERAPAN HASIL PERIKANAN	17,620,174,000	10,340,223,000	7,279,951,000	0	7,279,951,000	100.0000%
TOTAL		133,140,447,000	103,079,301,000	30,061,146,000	-	30,061,146,000	100.00%

📌 Sekretariat Jenderal

NO	Nama_Satker	KERTAS KERJA KLARIFIKASI (file EXCEL)			REKAP RUP TERUMUMKAN (aplikasi SIRUP)		
		RUP Eksisting	Nilai Identifikasi Efisiensi Belanja	RUP Pasca Revisi	Persentase RUP Terumumkan		
		Pagu Terumumkan		Pagu Terumumkan	Selisih KERTAS KERJA - SIRUP	Pagu Terumumkan	%
1	LEMBAGA PENGELOLA MODAL USAHA KELAUTAN DAN PERIKANAN	4,747,944,000	1,244,617,000	3,503,327,000	0	3,503,327,000	100.0000%
2	BIRO UMUM dan PBJ SETJEN KKP	374,429,658,813	240,440,159,813	133,989,499,000	0	133,989,499,000	100.0000%
3	Balai Pengelolaan Informasi Sumber Daya Kelautan dan Perikanan	17,192,748,000	13,487,217,000	3,705,531,000	0	3,705,531,000	100.0000%
TOTAL		396,370,350,813	255,171,993,813	141,198,357,000	-	141,198,357,000	100.00%

 **Direktorat Jenderal Perikanan Budi Daya**

NO	Nama_Satker	KERTAS KERJA KLARIFIKASI (file EXCEL)			REKAP RUP TERUMUMKAN (aplikasi SIRUP)		
		RUP Eksisting	Nilai Identifikasi Efisiensi Belanja	RUP Pasca Revisi	Persentase RUP Terumumkan		
		Pagu Terumumkan		Pagu Terumumkan	Selisih KERTAS KERJA - SIRUP	Pagu Terumumkan	%
1	BALAI LAYANAN USAHA PRODUKSI PERIKANAN BUDIDAYA KARAWANG	58,884,712,000	31,737,714,000	27,146,998,000	-	27,146,998,000	100.0000%
2	BALAI BESAR PERIKANAN BUDIDAYA AIR TAWAR SUKABUMI	22,397,487,000	10,811,525,000	11,611,482,000	-	11,611,482,000	100.0000%
3	BALAI PERIKANAN BUDIDAYA AIR PAYAU SITUBONDO	10,478,712,000	5,480,294,000	4,998,418,000	-	4,998,418,000	100.0000%
4	BALAI PERIKANAN BUDIDAYA AIR TAWAR SUNGAI GELAM	15,964,411,000	7,870,111,000	8,094,300,000	-	8,094,300,000	100.0000%
5	BALAI BESAR PERIKANAN BUDIDAYA LAUT LAMPUNG	15,435,966,000	7,386,800,000	8,049,166,000	-	8,049,166,000	100.0000%
6	BALAI PERIKANAN BUDIDAYA AIR TAWAR MANDIANGIN	10,922,447,000	5,112,980,000	5,809,467,000	-	5,809,467,000	100.0000%
7	BALAI PERIKANAN BUDIDAYA AIR PAYAU TAKALAR	13,079,571,000	5,664,854,000	7,414,717,000	-	7,414,717,000	100.0000%
8	BALAI PERIKANAN BUDIDAYA LAUT LOMBOK	4,664,595,000	2,736,731,000	1,927,864,000	-	1,927,864,000	100.0000%
9	BALAI PENGUJIAN KESEHATAN IKAN DAN LINGKUNGAN SERANG	5,053,928,000	2,164,272,000	2,889,656,000	-	2,889,656,000	100.0000%
10	BALAI PERIKANAN BUDIDAYA LAUT BATAM	10,127,563,000	4,966,733,000	5,160,830,000	-	5,160,830,000	100.0000%
11	BALAI PERIKANAN BUDIDAYA AIR PAYAU UJUNG BATEE	9,469,004,000	4,613,193,000	4,855,811,000	-	4,855,811,000	100.0000%
12	BALAI PERIKANAN BUDIDAYA AIR TAWAR TATELU	6,938,438,000	4,125,531,000	2,812,907,000	-	2,812,907,000	100.0000%
13	BALAI PERIKANAN BUDIDAYA LAUT AMBON	11,918,263,000	5,179,650,000	6,738,613,000	-	6,738,613,000	100.0000%
14	BALAI PRODUKSI INDUK UDANG UNGGUL DAN KEKERANGAN KARANGASEM	7,324,563,000	3,248,807,459	4,075,755,541	-	4,075,755,541	100.0000%
15	SEKRETARIAT DIREKTORAT JENDERAL PERIKANAN BUDI DAYA	554,406,885,000	187,773,216,000	366,633,669,000	-	366,633,669,000	100.0000%
16	BALAI BESAR PERIKANAN BUDIDAYA AIR PAYAU JEPARA	11,579,998,000	5,728,781,000	5,851,217,000	-	5,851,217,000	100.0000%
	TOTAL	768,646,543,000	294,601,192,459	474,070,870,541	-	474,070,870,541	100.00%

Badan Penyuluhan dan Pengembangan Sumber Daya Manusia Kelautan dan Perikanan

NO	Nama_Satker	KERTAS KERJA KLARIFIKASI (file EXCEL)			REKAP RUP TERUMUMKAN (aplikasi SIRUP)		
		RUP Eksisting	Nilai Identifikasi Efisiensi Belanja	RUP Pasca Revisi	Persentase RUP Terumumkan		
		Pagu Terumumkan		Pagu Terumumkan	Selisih KERTAS KERJA - SIRUP	Pagu Terumumkan	%
1	BALAI BESAR RISET PENGOLAHAN PRODUK DAN BIOTEKNOLOGI KELAUTAN DAN PERIKANAN	6,852,355,000	3,602,011,000	3,250,344,000	0	3,250,344,000	100.00%
2	BALAI BESAR RISET SOSIAL EKONOMI KELAUTAN DAN PERIKANAN	1,734,269,000	766,079,000	968,190,000	0	968,190,000	100.00%
3	BALAI RISET PERIKANAN LAUT	1,380,044,000	510,142,000	869,902,000	0	869,902,000	100.00%
4	BALAI RISET PEMULIHAN SUMBER DAYA IKAN	2,713,372,000	945,404,000	1,767,968,000	0	1,767,968,000	100.00%
5	BALAI RISET PEMULIAAN IKAN	5,195,890,000	2,077,925,000	3,117,965,000	0	3,117,965,000	100.00%
6	BALAI RISET PERIKANAN BUDIDAYA AIR TAWAR DAN PENYULUHAN PERIKANAN	6,884,926,000	2,455,714,000	4,429,212,000	0	4,429,212,000	100.00%
7	BALAI RISET BUDIDAYA IKAN HIAS	5,027,470,000	2,990,213,000	2,037,257,000	0	2,037,257,000	100.00%
8	LOKA RISET SUMBER DAYA DAN KERENTANAN PESISIR	3,699,357,000	1,360,567,000	2,338,790,000	0	2,338,790,000	100.00%
9	BALAI RISET PERIKANAN PERAIRAN UMUM DAN PENYULUHAN PERIKANAN	8,172,722,000	2,874,033,000	5,298,689,000	0	5,298,689,000	100.00%
10	BALAI RISET PERIKANAN BUDIDAYA AIR PAYAU DAN PENYULUHAN PERIKANAN	12,977,451,000	7,284,745,000	5,692,706,000	0	5,692,706,000	100.00%
11	LOKA PEREKAYASAAN TEKNOLOGI KELAUTAN	3,090,000,000	1,666,257,000	1,423,743,000	0	1,423,743,000	100.00%
12	BALAI BESAR RISET BUDIDAYA LAUT DAN PENYULUHAN PERIKANAN	5,871,421,000	3,366,137,000	2,505,284,000	0	2,505,284,000	100.00%
13	LOKA RISET PERIKANAN TUNA	10,351,733,000	8,974,145,000	1,377,588,000	0	1,377,588,000	100.00%
14	Pusat Penyuluhan Kelautan dan Perikanan	15,645,586,000	7,968,044,000	7,677,542,000	0	7,677,542,000	100.00%
15	BALAI PENDIDIKAN DAN PELATIHAN APARATUR SUKAMANDI	5,353,114,000	3,899,339,000	1,453,775,000	0	1,453,775,000	100.00%
16	BALAI PELATIHAN DAN PENYULUHAN PERIKANAN BANYUWANGI	12,180,958,000	10,520,456,000	1,660,502,000	0	1,660,502,000	100.00%
17	BALAI PELATIHAN DAN PENYULUHAN PERIKANAN MEDAN	11,198,948,000	9,407,506,000	1,791,442,000	0	1,791,442,000	100.00%
18	BALAI PELATIHAN DAN PENYULUHAN PERIKANAN BITUNG	4,894,433,000	3,558,327,000	1,336,106,000	0	1,336,106,000	100.00%
19	BALAI PELATIHAN DAN PENYULUHAN PERIKANAN AMBON	6,430,703,000	5,176,541,000	1,254,162,000	0	1,254,162,000	100.00%
20	POLITEKNIK AHLI USAHA PERIKANAN	27,934,979,000	13,535,768,000	14,399,211,000	0	14,399,211,000	100.00%
21	POLITEKNIK KELAUTAN DAN PERIKANAN SIDOARJO	17,719,192,000	8,500,585,000	9,218,607,000	0	9,218,607,000	100.00%
22	POLITEKNIK KELAUTAN DAN PERIKANAN BITUNG	6,417,426,000	5,522,634,000	894,792,000	0	894,792,000	100.00%
23	POLITEKNIK KELAUTAN DAN PERIKANAN SORONG	5,483,764,000	3,178,854,000	2,304,910,000	0	2,304,910,000	100.00%
24	POLITEKNIK KELAUTAN DAN PERIKANAN KARAWANG	31,989,836,000	3,614,574,356	28,375,261,644	0	28,375,261,644	100.00%
25	POLITEKNIK KELAUTAN DAN PERIKANAN KUPANG	6,682,838,000	4,489,408,476	2,193,429,524	0	2,193,429,524	100.00%
26	POLITEKNIK KELAUTAN DAN PERIKANAN BONE	9,773,786,000	6,837,572,000	2,936,214,000	0	2,936,214,000	100.00%
27	POLITEKNIK KELAUTAN DAN PERIKANAN JEMBRANA	1,706,542,000	546,606,000	1,159,936,000	0	1,159,936,000	100.00%
28	POLITEKNIK KELAUTAN DAN PERIKANAN PANGANDARAN	1,581,387,000	567,902,000	1,013,485,000	0	1,013,485,000	100.00%
29	POLITEKNIK KELAUTAN DAN PERIKANAN DUMAI	4,037,436,000	2,328,361,000	1,669,707,000	0	1,669,707,000	100.00%
30	SEKOLAH USAHA PERIKANAN MENENGAH TEGAL	4,422,804,000	3,318,442,000	1,104,362,000	0	1,104,362,000	100.00%

NO	Nama_Satker	KERTAS KERJA KLARIFIKASI (file EXCEL)			REKAP RUP TERUMUMKAN (aplikasi SIRUP)		
		RUP Eksisting	Nilai Identifikasi Efisiensi Belanja	RUP Pasca Revisi	Persentase RUP Terumumkan		
		Pagu Terumumkan		Pagu Terumumkan	Selisih KERTAS KERJA - SIRUP	Pagu Terumumkan	%
31	SEKOLAH USAHA PERIKANAN MENENGAH LADONG	4,834,550,000	2,324,153,000	2,510,397,000	0	2,510,397,000	100.00%
32	SEKOLAH USAHA PERIKANAN MENENGAH PARIAMAN	4,749,473,000	2,935,453,000	1,814,020,000	0	1,814,020,000	100.00%
33	SEKOLAH USAHA PERIKANAN MENENGAH KOTA AGUNG LAMPUNG	4,516,869,000	3,401,264,000	1,115,605,000	0	1,115,605,000	100.00%
34	SEKOLAH USAHA PERIKANAN MENENGAH PONTIANAK	1,224,694,000	602,519,000	622,175,000	0	622,175,000	100.00%
35	SEKOLAH USAHA PERIKANAN MENENGAH WAEHERU	3,963,035,000	2,414,682,000	1,548,353,000	0	1,548,353,000	100.00%
36	SEKOLAH USAHA PERIKANAN MENENGAH SORONG	1,722,184,000	1,132,576,000	589,608,000	0	589,608,000	100.00%
37	LOKA RISET MEKANISASI PENGOLAHAN HASIL PERIKANAN	1,776,770,000	780,782,000	995,988,000	0	995,988,000	100.00%
38	LOKA RISET BUDIDAYA RUMPUT LAUT	2,457,443,000	1,990,062,000	482,887,000	0	482,887,000	100.00%
39	SEKRETARIAT BADAN PENYULUHAN DAN PENGEMBANGAN SDMPK	37,408,305,000	21,099,518,000	16,308,787,000	0	16,308,787,000	100.00%
40	BALAI PELATIHAN DAN PENYULUHAN PERIKANAN TEGAL	21,424,278,000	13,277,404,000	8,146,874,000	0	8,146,874,000	100.00%
41	AKADEMI KOMUNITAS KELAUTAN DAN PERIKANAN	3,793,500,000	2,050,631,000	1,742,869,000	0	1,742,869,000	100.00%
	TOTAL	340,775,885,000	186,450,572,832	154,301,450,168	-	154,301,450,168	100.00%

Direktorat Jenderal Pengawasan Sumber Daya Kelautan dan Perikanan

NO	Nama_Satker	KERTAS KERJA KLARIFIKASI (file EXCEL)			REKAP RUP TERUMUMKAN (aplikasi SIRUP)		
		RUP Eksisting	Nilai Identifikasi Efisiensi Belanja	RUP Pasca Revisi	Persentase RUP Terumumkan		
		Pagu Terumumkan		Pagu Terumumkan	Selisih KERTAS KERJA - SIRUP	Pagu Terumumkan	%
1	PANGKALAN PENGAWASAN SDKP JAKARTA	18,936,169,000	11,650,004,000	7,286,165,000	0	7,286,165,000	100.00%
2	STASIUN PENGAWASAN SDKP BELAWAN	16,984,790,000	11,649,012,000	5,385,164,000	0	5,385,164,000	100.00%
3	STASIUN PENGAWASAN SDKP PONTIANAK	19,957,494,000	11,785,669,000	8,171,825,000	0	8,171,825,000	100.00%
4	PANGKALAN PENGAWASAN SDKP TUAL	24,383,171,000	10,392,543,000	13,990,628,000	0	13,990,628,000	100.00%
5	STASIUN PENGAWASAN SDKP CILACAP	8,828,253,000	4,830,075,000	3,998,178,000	0	3,998,178,000	100.00%
6	PANGKALAN PENGAWASAN SDKP LAMPULO	22,623,261,000	16,093,548,000	6,529,713,000	0	6,529,713,000	100.00%
7	STASIUN PENGAWASAN SDKP TAHUNA	8,571,856,000	4,963,934,000	3,607,922,000	0	3,607,922,000	100.00%

NO	Nama_Satker	KERTAS KERJA KLARIFIKASI (file EXCEL)			REKAP RUP TERUMUMKAN (aplikasi SIRUP)		
		RUP Eksisting	Nilai Identifikasi Efisiensi Belanja	RUP Pasca Revisi	Persentase RUP Terumumkan		
		Pagu Terumumkan		Pagu Terumumkan	Selisih KERTAS KERJA - SIRUP	Pagu Terumumkan	%
8	STASIUN PENGAWASAN SDKP AMBON	10,673,580,000	6,260,613,000	4,412,967,000	0	4,412,967,000	100.00%
9	PANGKALAN PENGAWASAN SDKP BENOA	18,995,926,000	13,172,220,000	5,823,706,000	0	5,823,706,000	100.00%
10	STASIUN PENGAWASAN SDKP KUPANG	11,368,638,000	8,336,319,000	3,032,319,000	0	3,032,319,000	100.00%
11	STASIUN PENGAWASAN SDKP BIAK	10,548,291,000	6,522,652,000	4,025,639,000	0	4,025,639,000	100.00%
12	PANGKALAN PENGAWASAN SDKP BATAM	21,481,831,000	12,683,680,000	8,798,151,000	0	8,798,151,000	100.00%
13	STASIUN PENGAWASAN SDKP TARAKAN	8,394,285,000	5,146,180,000	3,248,105,000	0	3,248,105,000	100.00%
14	SEKRETARIAT DIREKTORAT JENDERAL PSDKP	291,951,995,000	216,367,404,000	75,584,591,000	0	75,584,591,000	100.00%
15	PANGKALAN PENGAWASAN SDKP BITUNG	24,072,394,000	16,304,328,000	7,768,066,000	117,745,000	7,885,811,000	101.52%
TOTAL		517,771,934,000	356,158,181,000	161,663,139,000	117,745,000	161,780,884,000	100.07%

Direktorat Jenderal Perikanan Tangkap

NO	Nama_Satker	KERTAS KERJA KLARIFIKASI (file EXCEL)			REKAP RUP TERUMUMKAN (aplikasi SIRUP)		
		RUP Eksisting	Nilai Identifikasi Efisiensi Belanja	RUP Pasca Revisi	Persentase RUP Terumumkan		
		Pagu Terumumkan		Pagu Terumumkan	Selisih KERTAS KERJA - SIRUP	Pagu Terumumkan	%
1	PELABUHAN PERIKANAN NUSANTARA PELABUHAN RATU	6,552,158,000	2,941,461,000	3,610,697,000	0	3,610,697,000	100.00%
2	PELABUHAN PERIKANAN NUSANTARA KEJAWANAN	65,696,049,000	5,508,508,000	60,187,541,000	0	60,187,541,000	100.00%
3	BALAI BESAR PENANGKAPAN IKAN SEMARANG	6,403,317,000	3,276,664,000	3,126,653,000	0	3,126,653,000	100.00%
4	PELABUHAN PERIKANAN NUSANTARA PEKALONGAN	4,920,264,000	3,099,917,000	1,820,347,000	0	1,820,347,000	100.00%
5	PELABUHAN PERIKANAN SAMUDERA BUNGUS	3,715,487,000	703,996,000	3,011,491,000	0	3,011,491,000	100.00%
6	PELABUHAN PERIKANAN NUSANTARA PEMANGKAT	3,094,308,000	1,357,979,000	1,736,329,000	0	1,736,329,000	100.00%
7	PELABUHAN PERIKANAN PANTAI TELUK BATANG	3,609,688,000	1,986,038,000	1,623,650,000	0	1,623,650,000	100.00%
8	PELABUHAN PERIKANAN SAMUDERA BITUNG	61,532,560,000	3,463,651,000	58,068,909,000	0	58,068,909,000	100.00%
9	PELABUHAN PERIKANAN NUSANTARA TUAL	2,976,153,000	1,558,921,000	1,417,232,000	0	1,417,232,000	100.00%
10	PELABUHAN PERIKANAN NUSANTARA KARANGANTU	6,497,602,000	3,301,931,000	3,195,671,000	0	3,195,671,000	100.00%

NO	Nama_Satker	KERTAS KERJA KLARIFIKASI (file EXCEL)			REKAP RUP TERUMUMKAN (aplikasi SIRUP)		
		RUP Eksisting	Nilai Identifikasi Efisiensi Belanja	RUP Pasca Revisi	Persentase RUP Terumumkan		
		Pagu Terumumkan		Pagu Terumumkan	Selisih KERTAS KERJA - SIRUP	Pagu Terumumkan	%
11	PELABUHAN PERIKANAN NUSANTARA KWANDANG	3,817,270,000	1,582,763,000	2,234,507,000	0	2,234,507,000	100.00%
12	SEKRETARIAT DIREKTORAT JENDERAL PERIKANAN TANGKAP	301,142,412,000	81,549,421,000	219,592,991,000	0	219,592,991,000	100.00%
13	PELABUHAN PERIKANAN NUSANTARA BRONDONG	6,367,671,000	3,959,325,000	2,408,346,000	0	2,408,346,000	100.00%
14	PELABUHAN PERIKANAN NUSANTARA PENGAMBENGAN	260,214,908,000	3,727,756,000	256,487,152,000	0	256,487,152,000	100.00%
15	PELABUHAN PERIKANAN NUSANTARA TERNATE	5,691,813,000	2,885,497,000	2,806,316,000	0	2,806,316,000	100.00%
16	PELABUHAN PERIKANAN SAMUDERA KENDARI	40,131,847,000	5,582,775,000	34,549,072,000	0	34,549,072,000	100.00%
17	PELABUHAN PERIKANAN NUSANTARA TANJUNG PANDAN	4,741,886,000	3,397,358,000	1,344,528,000	0	1,344,528,000	100.00%
18	PELABUHAN PERIKANAN NUSANTARA SUNGAILIAT	5,016,456,000	3,801,293,000	1,215,163,000	0	1,215,163,000	100.00%
19	PELABUHAN PERIKANAN SAMUDERA BELAWAN	8,285,054,000	1,787,024,000	6,498,030,000	0	6,498,030,000	100.00%
20	PELABUHAN PERIKANAN NUSANTARA PRIGI	4,080,248,000	2,147,780,000	1,932,468,000	0	1,932,468,000	100.00%
21	PELABUHAN PERIKANAN SAMUDERA CILACAP	6,263,656,000	2,516,166,200	3,747,489,800	0	3,747,489,800	100.00%
22	PELABUHAN PERIKANAN NUSANTARA SIBOLGA	5,351,273,000	2,473,815,000	2,877,458,000	1,125,582,000	4,003,040,000	139.12%
23	PELABUHAN PERIKANAN NUSANTARA AMBON	5,110,199,000	2,895,155,112	2,215,043,888	(116,240,888)	2,098,803,000	94.75%
24	PELABUHAN PERIKANAN SAMUDERA NIZAM ZACHMAN	30,796,027,000	18,028,494,000	12,767,533,000	(2,609,427,000)	10,158,106,000	79.56%
	TOTAL	852,008,306,000	163,533,688,312	688,474,617,688	(1,600,085,888)	686,874,531,800	99.77%

✚ Badan Pengendalian dan Pengawasan Mutu Hasil Kelautan dan Perikanan

NO	Nama_Satker	KERTAS KERJA KLARIFIKASI (file EXCEL)			REKAP RUP TERUMUMKAN (aplikasi SIRUP)		
		RUP Eksisting	Nilai Identifikasi Efisiensi Belanja	RUP Pasca Revisi	Persentase RUP Terumumkan		
		Pagu Terumumkan		Pagu Terumumkan	Selisih KERTAS KERJA - SIRUP	Pagu Terumumkan	%
1	BALAI KIPMHKP SURABAYA I	7,333,862,000	2,731,893,000	4,601,969,000	0	4,601,969,000	100.00%
2	BALAI KIPMHKP MEDAN I	3,610,142,000	1,382,357,000	2,227,785,000	0	2,227,785,000	100.00%
3	BALAI BESAR KIPMHKP MAKASSAR	4,273,547,000	2,159,240,000	2,114,307,000	0	2,114,307,000	100.00%
4	BALAI KIPMHKP DENPASAR	2,823,538,000	1,039,528,000	1,784,010,000	0	1,784,010,000	100.00%
5	STASIUN KIPMHKP BATAM	2,247,622,000	896,360,302	1,351,261,698	0	1,351,261,698	100.00%

NO	Nama_Satker	KERTAS KERJA KLARIFIKASI (file EXCEL)			REKAP RUP TERUMUMKAN (aplikasi SIRUP)		
		RUP Eksisting	Nilai Identifikasi Efisiensi Belanja	RUP Pasca Revisi	Persentase RUP Terumumkan		
		Pagu Terumumkan		Pagu Terumumkan	Selisih KERTAS KERJA - SIRUP	Pagu Terumumkan	%
6	STASIUN KIPMHKP PADANG	1,695,668,000	951,373,000	744,295,000	0	744,295,000	100.00%
7	STASIUN KIPMHKP PALEMBANG	1,536,305,000	848,465,000	687,840,000	0	687,840,000	100.00%
8	STASIUN KIPMHKP PONTIANAK	2,858,459,000	1,368,402,000	1,490,057,000	0	1,490,057,000	100.00%
9	BALAI KIPMHKP BALIKPAPAN	1,110,080,000	669,643,000	440,437,000	0	440,437,000	100.00%
10	BALAI KIPMHKP MANADO	3,933,678,000	2,221,985,000	1,711,693,000	0	1,711,693,000	100.00%
11	STASIUN KIPMHKP KENDARI	656,543,000	305,302,000	351,241,000	0	351,241,000	100.00%
12	BALAI KIPMHKP MATARAM	1,734,377,000	651,863,000	1,082,514,000	0	1,082,514,000	100.00%
13	BALAI KIPMHKP JAYAPURA	1,550,045,000	1,150,895,000	399,150,000	0	399,150,000	100.00%
14	STASIUN KIPMHKP MAMUJU	103,423,000	68,423,000	35,000,000	0	35,000,000	100.00%
15	STASIUN KIPMHKP KUPANG	989,490,000	930,680,000	58,810,000	0	58,810,000	100.00%
16	STASIUN KIPMHKP ACEH	1,914,801,000	879,607,000	1,035,194,000	0	1,035,194,000	100.00%
17	BALAI KIPMHKP BANJARMASIN	1,493,827,000	928,664,000	565,163,000	0	565,163,000	100.00%
18	STASIUN KIPMHKP PALU	454,470,000	420,370,000	34,100,000	0	34,100,000	100.00%
19	STASIUN KIPMHKP BENGKULU	1,174,326,000	737,555,000	436,771,000	0	436,771,000	100.00%
20	STASIUN KIPMHKP JAMBI	430,007,000	137,403,100	173,413,900	0	173,413,900	100.00%
21	STASIUN KIPMHKP PALANGKARAYA	1,118,531,000	453,628,000	664,903,000	0	664,903,000	100.00%
22	BALAI KIPMHKP SEMARANG	2,236,942,000	1,046,512,000	1,190,430,000	0	1,190,430,000	100.00%
23	STASIUN KIPMHKP GORONTALO	910,816,000	684,050,000	226,766,000	0	226,766,000	100.00%
24	BALAI KIPMHKP JAKARTA II	2,858,688,000	1,001,469,000	1,857,219,000	0	1,857,219,000	100.00%
25	STASIUN KIPMHKP MERAK	1,654,275,000	995,923,000	658,352,000	0	658,352,000	100.00%
26	STASIUN KIPMHKP PANGKAL PINANG	1,871,554,000	864,822,000	1,006,732,000	0	1,006,732,000	100.00%
27	STASIUN KIPMHKP MERAUKE	1,566,920,000	798,865,000	768,055,000	0	768,055,000	100.00%
28	STASIUN KIPMHKP SORONG	556,662,000	217,925,000	338,737,000	0	338,737,000	100.00%
29	STASIUN KIPMHKP YOGYAKARTA	1,414,763,000	604,480,000	810,283,000	0	810,283,000	100.00%
30	STASIUN KIPMHKP CIREBON	2,929,266,000	1,306,538,000	1,622,728,000	0	1,622,728,000	100.00%

NO	Nama_Satker	KERTAS KERJA KLARIFIKASI (file EXCEL)			REKAP RUP TERUMUMKAN (aplikasi SIRUP)		
		RUP Eksisting	Nilai Identifikasi Efisiensi Belanja	RUP Pasca Revisi	Persentase RUP Terumumkan		
		Pagu Terumumkan		Pagu Terumumkan	Selisih KERTAS KERJA - SIRUP	Pagu Terumumkan	%
31	BALAI KIPMHKP AMBON	1,659,694,000	1,031,308,000	628,386,000	0	628,386,000	100.00%
32	STASIUN KIPMHKP TERNATE	429,629,000	316,664,000	112,965,000	0	112,965,000	100.00%
33	BALAI UJI STANDAR KIPMHKP	6,408,384,000	3,693,415,000	2,714,969,000	0	2,714,969,000	100.00%
34	BALAI KIPMHKP TARAKAN	1,645,435,000	1,490,679,200	154,755,800	0	154,755,800	100.00%
35	STASIUN KIPMHKP PEKANBARU	2,140,551,000	1,748,549,000	392,002,000	0	392,002,000	100.00%
36	BALAI KIPMHKP LAMPUNG	1,470,733,574	525,392,250	945,341,324	0	945,341,324	100.00%
37	SEKRETARIAT BADAN KIPMHKP	44,427,679,000	37,526,741,000	6,900,938,000	397,042,000	7,297,980,000	105.75%
	TOTAL	117,224,732,574	74,786,968,852	42,318,573,722	397,042,000	42,715,615,722	100.94%



Ditandatangani
Secara Elektronik

Sofiyanto

LAPORAN
PELAKSANAAN SURVEI KEPUASAN MASYARAKAT (SKM)
BALAI KARANTINA IKAN, PENGENDALIAN MUTU DAN KEAMANAN
HASIL PERIKANAN SURABAYA I
TRIWULAN I TAHUN 2025



BADAN PENGENDALIAN DAN PENGAWASAN MUTU HASIL
KELAUTAN PERIKANAN
KEMENTERIAN KELAUTAN DAN PERIKANAN
TAHUN 2025

DAFTAR ISI

DAFTAR ISI	ii
BAB I	1
PENDAHULUAN	1
1.1 Latar Belakang.....	1
1.2 Dasar Pelaksanaan Survei Kepuasan Masyarakat.....	2
1.3 Maksud dan Tujuan.....	2
BAB II	4
PENGUMPULAN DATA SKM	4
2.1 Pelaksana SKM	4
2.2 Metode Pengumpulan Data	4
2.3 Lokasi Pengumpulan Data	5
2.4 Waktu Pelaksanaan SKM.....	5
2.5 Penentuan Jumlah Responden.....	6
BAB III	7
HASIL PENGOLAHAN DATA SKM	7
3.1 Jumlah Responden SKM	7
3.2 Indeks Kepuasan Masyarakat (Unit Layanan dan Per Unsur Layanan).....	9
BAB IV	10
ANALISIS HASIL SKM	10
4.1 Analisis Permasalahan/Kelemahan dan Kelebihan Unsur Layanan	10
4.2 Rencana Tindak Lanjut	11
4.3 Tren Nilai SKM	12
BAB V	13
KESIMPULAN	13
LAMPIRAN	14
1. 14	
2. Hasil Pengolahan Data SKM.....	15
3. Error! Bookmark not defined.	
4. Laporan Hasil Tindak Lanjut SKM Periode Sebelumnya	17

BAB I

PENDAHULUAN

1.1 Latar Belakang

Undang-undang Nomor 25 Tahun 2009 tentang Pelayanan Publik dan Peraturan Pemerintah Nomor 96 Tahun 2012 tentang Pelaksanaan Undang-undang Nomor 25 Tahun 2009 tentang Pelayanan Publik, mengamanatkan penyelenggara wajib mengikutsertakan masyarakat dalam penyelenggaraan Pelayanan Publik sebagai upaya membangun sistem penyelenggaraan Pelayanan Publik yang adil, transparan, dan akuntabel. Pelibatan masyarakat ini menjadi penting seiring dengan adanya konsep pembangunan berkelanjutan. Serta adanya pelibatan masyarakat juga dapat mendorong kebijakan penyelenggaraan pelayanan publik lebih tepat sasaran.

Dalam mengamanatkan UU No. 25 tahun 2009 maupun PP No. 96 Tahun 2012 maka disusun Peraturan Menteri PANRB No. 14 Tahun 2017 tentang Pedoman Penyusunan Survei Kepuasan Masyarakat (SKM) Unit Penyelenggara Pelayanan Publik. Pedoman ini memberikan gambaran bagi penyelenggara pelayanan untuk melibatkan masyarakat dalam penilaian kinerja pelayanan publik guna meningkatkan kualitas pelayanan yang diberikan. Penilaian masyarakat atas penyelenggaraan pelayanan publik akan diukur berdasarkan 9 (sembilan) unsur yang berkaitan dengan standar pelayanan, sarana prasarana, serta konsultasi pengaduan.

Untuk mengetahui sejauh mana kualitas pelayanan Balai Karantina Ikan, Pengendalian Mutu, dan Keamanan Hasil Perikanan Surabaya I sebagai salah satu Unit Pelayanan Publik (UPP) di Badan Pengendalian dan Pengawasan Mutu Hasil Kelautan dan Perikanan (BPPMHKP), maka perlu diselenggarakan survei atau jajak pendapat tentang penilaian pengguna layanan publik terhadap pelayanan yang diberikan. Dengan berpedoman pada Peraturan Menteri PANRB No. 14 Tahun 2017, maka telah dilakukan pengukuran atas kepuasan masyarakat. Hasil SKM yang didapat merangkum data dan informasi tentang tingkat kepuasan masyarakat. Dengan elaborasi metode pengukuran secara kuantitatif dan kualitatif atas pendapat masyarakat, maka akan didapatkan kualitas data yang akurat dan komprehensif.

Hasil survei ini akan digunakan sebagai bahan evaluasi dan bahan masukan bagi penyelenggara layanan publik untuk terus-menerus melakukan perbaikan sehingga kualitas pelayanan prima dapat segera dicapai. Dengan tercapainya pelayanan prima maka harapan dan tuntutan masyarakat atas hak-hak mereka sebagai warga negara dapat terpenuhi.

1.2 Dasar Pelaksanaan Survei Kepuasan Masyarakat

- Undang-undang Nomor 25 Tahun 2009 tentang Pelayanan Publik;
- Peraturan Pemerintah Nomor 96 Tahun 2012 tentang Pelaksanaan Undang- Undang Nomor 25 Tahun 2009 tentang Pelayanan Publik; dan
- Peraturan Menteri PANRB Nomor 14 Tahun 2017 tentang Pedoman Penyusunan Survei Kepuasan Masyarakat Unit Penyelenggara Pelayanan Publik.

1.3 Maksud dan Tujuan

Tujuan pelaksanaan SKM adalah untuk mengetahui gambaran kepuasan masyarakat yang diperoleh dari hasil pengukuran atas pendapat masyarakat, terhadap mutu dan kualitas pelayanan administrasi yang telah diberikan oleh Balai Besar Karantina Ikan, Pengendalian Mutu, dan Keamanan Hasil Perikanan Surabaya I.

Adapun sasaran dilakukannya SKM adalah :

1. Mendorong partisipasi masyarakat sebagai pengguna layanan dalam menilai kinerja penyelenggara pelayanan;
2. Mendorong penyelenggara pelayanan publik untuk meningkatkan kualitas pelayanan publik;
3. Mendorong penyelenggara pelayanan publik untuk menjadi lebih inovatif dalam menyelenggarakan pelayanan publik; dan
4. Mengukur kecenderungan tingkat kepuasan masyarakat terhadap pelayanan publik yang diberikan.

Dengan dilakukan SKM dapat diperoleh manfaat, antara lain:

1. Diketahui kelemahan atau kekurangan dari masing-masing unsur dalam penyelenggara pelayanan publik;
2. Diketahui kinerja penyelenggara pelayanan yang telah dilaksanakan oleh unit pelayanan publik secara periodik;

3. Sebagai bahan penetapan kebijakan yang perlu diambil dan upaya tindak lanjut yang perlu dilakukan atas hasil Survei Kepuasan Masyarakat;
4. Diketahui indeks kepuasan masyarakat secara menyeluruh terhadap hasil pelaksanaan pelayanan publik pada lingkup Pemerintah Pusat dan Daerah;
5. Memacu persaingan positif, antar unit penyelenggara pelayanan pada lingkup Pemerintah Pusat dan Daerah dalam upaya peningkatan kinerja pelayanan; dan
6. Bagi masyarakat dapat diketahui gambaran tentang kinerja unit pelayanan.

BAB II

PENGUMPULAN DATA SKM

2.1 Pelaksana SKM

Survei Kepuasan Masyarakat dilakukan secara mandiri pada UPP BPPMHKP dengan membentuk tim pelaksana kegiatan Survei Kepuasan Masyarakat. Tim pelaksana Survei Kepuasan Masyarakat (SKM) Balai Karantina Ikan, Pengendalian Mutu, dan Keamanan Hasil Perikanan Surabaya I adalah tim yang sesuai DPA pada Kegiatan Pencapaian Indeks Kepuasan Masyarakat (IKM) Tahun 2025 (sebagaimana terlampir).

2.2 Metode Pengumpulan Data

Pelaksanaan SKM menggunakan kuesioner *online* melalui link <https://ptsp.kkp.go.id/skm/s/u/20> yang disebarakan kepada pengguna layanan. Kuesioner terdiri atas 9 pertanyaan sesuai dengan jumlah unsur pengukuran kepuasan masyarakat terhadap pelayanan yang diterima berdasarkan Peraturan Menteri PAN dan RB Nomor 14 Tahun 2017 tentang Pedoman Survei Kepuasan Masyarakat Unit Penyelenggara Pelayanan Publik. Kesembilan unsur yang ditanyakan dalam kuesioner SKM Balai Karantina Ikan, Pengendalian Mutu, dan Keamanan Hasil Perikanan Surabaya I yaitu :

1. **Persyaratan** : Persyaratan adalah syarat yang harus dipenuhi dalam pengurusan suatu jenis pelayanan, baik persyaratan teknis maupun administratif.
2. **Sistem, mekanisme dan prosedur** : Prosedur adalah tata cara pelayanan yang dibakukan bagi pemberi dan penerima pelayanan, termasuk pengaduan.
3. **Waktu penyelesaian** : Waktu pelayanan adalah jangka waktu yang diperlukan untuk menyelesaikan seluruh proses pelayanan dari setiap jenis pelayanan.
4. **Biaya/ tarif** : Biaya/ tarif adalah ongkos yang dikenakan kepada penerima layanan dalam mengurus dan/atau memperoleh pelayanan dari penyelenggara yang besarnya ditetapkan berdasarkan kesepakatan antara penyelenggara dan masyarakat.
5. **Produk spesifikasi jenis pelayanan** : Produk spesifikasi jenis pelayanan adalah hasil pelayanan yang diberikan dan diterima sesuai dengan ketentuan yang telah ditetapkan. Produk pelayanan ini merupakan hasil dari setiap spesifikasi jenis pelayanan.

6. **Kompetensi pelaksana** : Kompetensi pelaksana adalah kemampuan yang harus dimiliki oleh pelaksana meliputi pengetahuan, keahlian, ketrampilan dan pengalaman
7. **Perilaku pelaksana** : Perilaku Pelaksana adalah sikap petugas dalam memberikan pelayanan.
8. **Penanganan pengaduan, saran dan masukan** : Penanganan pengaduan, saran dan masukan, adalah tata cara pelaksanaan penanganan pengaduan dan tindak lanjut.
9. **Sarana dan prasarana** : Sarana adalah segala sesuatu yang dapat dipakai sebagai alat dalam mencapai maksud dan tujuan. Prasarana adalah segala sesuatu yang merupakan penunjang utama terselenggaranya suatu proses (usaha, pembangunan, proyek). Sarana digunakan untuk benda yang bergerak (komputer, mesin) dan prasarana untuk benda yang tidak bergerak (gedung).

2.3 Lokasi Pengumpulan Data

Lokasi dan waktu pengumpulan data dilakukan di lokasi unit pelayanan pada waktu jam layanan sedang sibuk. Sedangkan pengisian kuesioner dilakukan sendiri oleh responden sebagai penerima layanan melalui link kuesioner yang telah disediakan. Dengan cara ini penerima layanan aktif melakukan pengisian sendiri atas himbauan dari unit pelayanan yang bersangkutan.

2.4 Waktu Pelaksanaan SKM

Survei dilakukan secara periodik per-triwulan dengan jangka waktu (periode) yaitu 1 (satu) tahun. Penyusunan indeks kepuasan masyarakat memerlukan waktu selama 4 (empat) bulan dengan rincian sebagai berikut:

No.	Kegiatan	Waktu Pelaksanaan	Jumlah Hari Kerja
1.	Persiapan	Januari 2025	8
2.	Pengumpulan Data	Januari-Maret 2025	60
3.	Pengolahan Data dan Analisis Hasil	April 2025	7
4.	Penyusunan dan Pelaporan Hasil	April 2025	7

2.5 Penentuan Jumlah Responden

Dalam penentuan responden, terlebih dahulu ditentukan jumlah populasi penerima layanan (jumlah pemohon) dari seluruh jenis pelayanan pada Balai Karantina Ikan, Pengendalian Mutu, dan Keamanan Hasil Perikanan Surabaya I periode survei sebelumnya. Jika dilihat dari perkiraan jumlah penerima layanan triwulan IV tahun 2024, maka populasi penerima layanan pada Balai Karantina Ikan, Pengendalian Mutu, dan Keamanan Hasil Perikanan Surabaya I dalam kurun waktu triwulan I tahun 2025 adalah sebanyak 112 orang. Selanjutnya responden dipilih secara acak dari setiap jenis pelayanan dengan besaran sampel dan populasi menggunakan tabel sampel dari Krejcie and Morgan.

Tabel 1 Sampel Morgan dan Krejcie

Populasi (N)	Sampel (n)	Populasi (N)	Sampel (n)	Populasi (N)	Sampel (n)
10	10	220	140	1200	291
15	14	230	144	1300	297
20	19	240	148	1400	302
25	24	250	152	1500	306
30	28	260	155	1600	310
35	32	270	159	1700	313
40	36	280	162	1800	317
45	40	290	165	1900	320
50	44	300	169	2000	322
55	48	320	175	2200	327
60	52	340	181	2400	331
65	56	360	186	2600	335
70	59	380	191	2800	338
75	63	400	196	3000	341
80	66	420	201	3500	346
85	70	440	205	4000	351
90	73	460	210	4500	354
95	76	480	214	5000	357
100	80	500	217	6000	361
110	86	550	226	7000	364
120	92	600	234	8000	367

Untuk jumlah populasi sebanyak 112 orang, maka penentuan jumlah sampelnya dapat dihitung dengan menggunakan rumus sebagai berikut :

$$S = \frac{\lambda^2 \cdot N \cdot P(1-P)}{d^2(N-1) + \lambda^2 \cdot P \cdot (1-P)} \quad (2.1)$$

$$S = \frac{3.841 \cdot 112 \cdot 0.5 \cdot 0.5}{(0.0025 \cdot 111) + (3.841 \cdot 0.5 \cdot 0.5)}$$

$$S = 86,88 \sim 87$$

, dimana: S = jumlah sampel

λ^2 = Nilai Chi Square tabel = 3,841, dimana df = taraf kesalahan
bisa 1% dan $\alpha = 5\%$ atau 0,05

P = Perkiraan proporsi populasi (Jika tidak diketahui maka P = 0.5
atau populasi menyebar normal)

N = Jumlah populasi

d = Tingkat toleransi kesalahan = 0,05

Berdasarkan rumus Tabel Krejcie and Morgan , jumlah minimum sampel responden SKM yang harus dikumpulkan dalam periode triwulan I tahun 2025 adalah 87 orang.

BAB III

HASIL PENGOLAHAN DATA SKM

3.1 Jumlah Responden SKM

Berdasarkan hasil pengumpulan data, jumlah responden penerima layanan yang diperoleh yaitu 143 orang responden, dengan rincian sebagai berikut :

No	KARAKTERISTIK	INDIKATOR	JUMLAH	PERSENTASE
1	Jenis Kelamin	Laki-laki	66	46%
		Perempuan	77	54%
2	Usia	<25	11	8%
		25-45	104	73%
		46-60	26	18%
		>60	2	1%
3	Pendidikan	SD	0	0%
		SMP	0	0%
		SMA	21	14,8%
		D3	36	25%
		S1	84	58,8%
		S2	1	0,7%
		S3	1	0,7%
4	Pekerjaan	ASN	1	0,7%
		TNI/POLRI	0	0%
		Pelaku Usaha KKP	10	7%
		Pegawai Swasta	131	91,6%
		Wirausaha Non KKP	1	0,7%
		Pelajar/Mahasiswa	0	0%

5	Jenis Layanan	Penjaminan Penerapan Program Manajemen Mutu Terpadu/ <i>Hazard Analysis and Critical Control Point (PMMT/HACCP)</i>	55	38,5%
		Penjaminan kesehatan ikan, mutu, dan keamanan hasil perikanan (<i>Health Certificate for Fish and Fishery Products</i>) untuk pengeluaran dari wilayah Negara Kesatuan Republik Indonesia (Ekspor)	53	37%
		Jasa pengujian hama penyakit ikan karantina, mutu, dan keamanan hasil perikanan, serta kualitas air	4	2,8%
		Penerbitan Sertifikat Kelayakan Pengolahan (SKP)	30	21%
		Penerbitan Sertifikat Cara Distribusi Obat Ikan Yang Baik (CDOIB)	1	0,7%

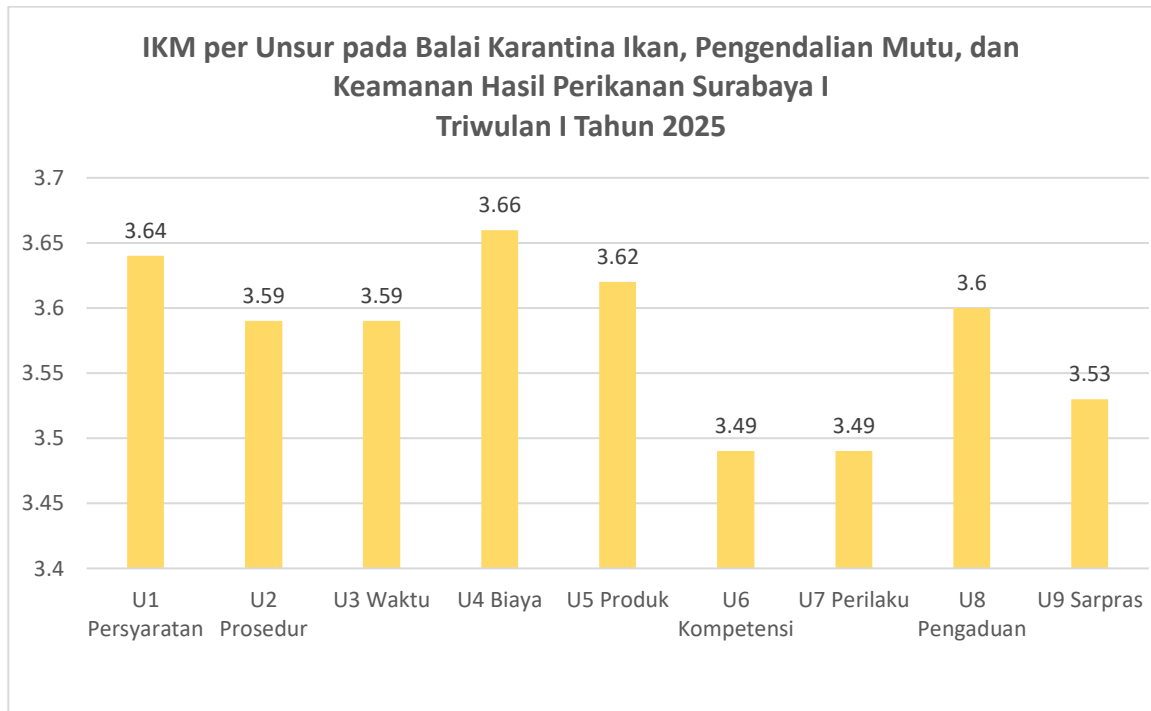
3.2 Indeks Kepuasan Masyarakat (Unit Layanan dan Per Unsur Layanan)

Pengolahan data SKM menggunakan excel template olah data SKM dan diperoleh hasil sebagai berikut :

Tabel 1. Detail Nilai SKM Per Unsur

Nilai Unsur Pelayanan									
	U1	U2	U3	U4	U5	U6	U7	U8	U9
IKM per unsur	3.64	3.59	3.59	3.66	3.62	3.49	3.49	3.60	3.53
Kategori	A	A	A	A	A	B	B	A	A
IKM Unit Layanan	89,43 (A atau Sangat Baik)								

Gambar 1. Grafik Nilai SKM Per Unsur



BAB IV

ANALISIS HASIL SKM

4.1 Analisis Permasalahan/Kelemahan dan Kelebihan Unsur Layanan

Berdasarkan hasil pengolahan data, dapat diketahui bahwa :

1. Tiga unsur layanan terendah yang didapatkan ialah Kompetensi Pelaksana mendapatkan nilai terendah yaitu 3,49. Selanjutnya Perilaku Pelaksana mendapatkan nilai 3,49 adalah nilai terendah kedua dan Sarana – Prasarana Layanan yang mendapatkan nilai 3,53 adalah nilai terendah ketiga.
2. Sedangkan tiga unsur layanan dengan nilai tertinggi yaitu Biaya/Tarif Layanan mendapatkan nilai tertinggi yaitu 3,66. Selanjutnya Persyaratan Layanan mendapatkan nilai 3,64 dan Kesesuaian Produk Layanan mendapatkan nilai yaitu 3,62.

Berdasarkan hasil rekapitulasi saran/kritik serta pengaduan yang masuk melalui link kuesioner pengisian SKM Online yang telah disediakan, diperoleh beberapa aduan yang menjadi perhatian dan dapat digunakan dalam pembahasan rencana tindak lanjut yaitu sebagai berikut :

- “Untuk aplikasi butuh perbaikan sampai *easy to used*, karna masih banyak upi yang kurang mengerti”.
- “Saran jika untuk cetak ulang Sertifikat HC kami masih kesulitan, mohon bisa di permudah dengan cara dokumen pendukung bisa di terima terlebih dahulu lewat email atau bentuk *soft file* sehingga jika ada pengambilan kami sertakan dokumen pendukung yang asli (*hardcopy*)”.
- “Melakukan upaya peningkatan kompetensi SDM UPI, seperti melakukan pelatihan berkala bagi UPI, khususnya terkait penerapan standart mutu”.
- “Saran kami, mohon selalu diinformasikan jika terdapat pembaruan persyaratan mengenai PMMT ”.
- “Kami berharap untuk lebih meningkatkan kualitas pelayanan publik serta dapat berkolaborasi dengan UPI agar menciptakan pelayanan yang prima serta harmoni”.
- “*Call Centre* agar lebih cepat dalam merespon”.
- “Mohon dapat dicantumkan nomor Whatsapp PIC, agar mudah berkomunikasi”.

- “Waktu layanan penerbitan SKP mohon diperbaiki sesuai standar layanan yang diberikan kepada masyarakat”.

Adapun kondisi permasalahan/kekurangan dari unsur pelayanan dapat digambarkan sebagai berikut :

- Kompetensi pelaksana perlu ditingkatkan lagi dengan mengikuti berbagai pelatihan terkait pelayanan publik.
- Perilaku pelaksana perlu dibina lagi melalui penyelenggaraan kegiatan pembinaan perilaku petugas pelayanan kegiatan siraman rohani dan/atau kegiatan apel pagi.
- Sarana dan Prasarana Layanan masih dinilai kurang nyaman / kurang memadai oleh pengguna jasa. Hal ini disebabkan karena ruang pelayanan Balai KIPM Surabaya I saat itu sedang direnovasi.

4.2 Rencana Tindak Lanjut

Hasil analisa tersebut dalam rangka untuk perbaikan kualitas pelayan publik maupun pengambilan kebijakan dalam rangka pelayanan publik. Oleh karena itu, hasil analisa ini dibuatkan dan direncanakan tindak lanjut perbaikan. Rencana tindak lanjut perbaikan dilakukan dengan prioritas dimulai dari unsur yang paling rendah hasilnya.

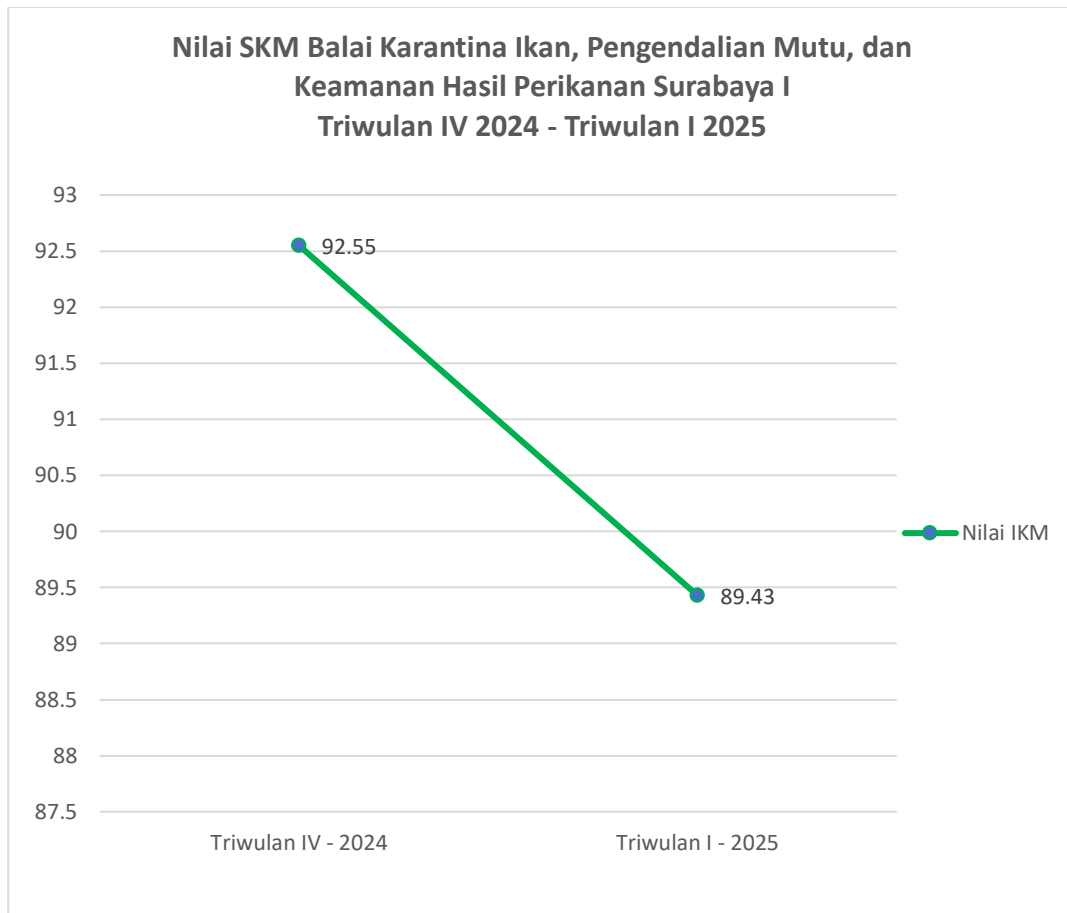
Pembahasan rencana tindak lanjut hasil SKM dilakukan melalui Forum Konsultasi Publik (FKP) bersama perwakilan pengguna layanan pada bulan Mei 2025. Penentuan perbaikan direncanakan tindak lanjut dengan prioritas perbaikan jangka pendek (kurang dari 12 bulan), jangka menengah (lebih dari 12 bulan, kurang dari 24 bulan), atau jangka panjang (lebih dari 24 bulan). Rencana tindak lanjut perbaikan hasil SKM dituangkan dalam tabel berikut:

No	Prioritas Unsur	Program / Kegiatan	Waktu (2025)				Penanggung Jawab
			Maret	April	Mei	Juni	
1	Kompetensi Pelaksana	Mengikutsertakan petugas pelayanan pada pelatihan tentang pelayanan publik yang diselenggarakan oleh BPPMHKP	√				Seluruh Katimja dan Tim Pelayanan Publik

2	Perilaku Pelaksana	Menyelenggarakan kegiatan pembinaan perilaku petugas pelayanan melalui kegiatan siraman rohani dan/atau kegiatan apel pagi		√			Seluruh Katimja dan Tim Pelayanan Publik
3	Sarana dan Prasarana Layanan	Melakukan renovasi fasilitas penunjang ruang pelayanan Balai KIPM Surabaya I		√			Seluruh Katimja dan Tim Pelayanan Publik

4.3 Tren Nilai SKM

Untuk membandingkan indeks kinerja unit pelayanan secara berkala atau melihat perubahan tingkat kepuasan masyarakat dalam menerima pelayanan publik diperlukan survei secara periodik dan berkesinambungan. Hasil analisa survei dipergunakan untuk melakukan evaluasi kepuasan masyarakat terhadap layanan yang diberikan, sebagai bahan pengambilan kebijakan terkait pelayanan publik serta melihat kecenderungan (tren) layanan publik yang telah diberikan penyelenggara kepada masyarakat serta kinerja dari penyelenggara pelayanan publik. Tren tingkat kepuasan penerima layanan Balai Karantina Ikan, Pengendalian Mutu, dan Keamanan Hasil Perikanan Surabaya I dapat dilihat melalui grafik berikut :



Grafik 1. Tren Nilai SKM Balai KIPM Surabaya I TW. IV 2024 – TW. I 2025

Berdasarkan tabel di atas, dapat disimpulkan bahwa terjadi defisit kinerja penyelenggaraan pelayanan publik dari periode triwulan IV 2024 hingga triwulan I 2025 pada Balai Karantina Ikan, Pengendalian Mutu, dan Keamanan Hasil Perikanan Surabaya I.

BAB V

KESIMPULAN

Dalam melaksanakan tugas Survei Kepuasan Masyarakat (SKM) selama satu periode Triwulan I mulai Januari hingga Maret 2025, dapat disimpulkan sebagai berikut:

- Pelaksanaan pelayanan publik di Balai Karantina Ikan, Pengendalian Mutu, dan Keamanan Hasil Perikanan Surabaya I, secara umum mencerminkan tingkat kualitas yang Sangat Baik dengan nilai SKM 89,43. Namun, nilai SKM Balai Karantina Ikan, Pengendalian Mutu, dan Keamanan Hasil Perikanan Surabaya I menunjukkan sedikit defisit kinerja penyelenggaraan pelayanan publik dari triwulan IV 2024 hingga triwulan I 2025.
- 3. Unsur pelayanan yang termasuk tiga unsur terendah dan menjadi prioritas perbaikan yaitu Kompetensi Pelaksana, Perilaku Pelaksana dan Sarana – Prasarana Layanan.
- Sedangkan tiga unsur layanan dengan nilai tertinggi Biaya/Tarif Layanan, Persyaratan Layanan dan Kesesuaian Produk Layanan.

Sidoarjo, 8 April 2025

Plt. Kepala Balai Karantina Ikan,
Pengendalian Mutu, dan Keamanan Hasil
Perikanan Surabaya I



Didik Srinoto

NIP. 196906161989031004

LAMPIRAN

1. Kuesioner Online

Data Layanan

Pilih Layanan

- Penjaminan Penerapan Program Manajemen Mutu Terpadu/Hazard Analysis and Critical Control Point (PMMT/ HACCP)
- Penjaminan kesehatan ikan, mutu, dan keamanan hasil perikanan (Health Certificate for Fish and Fishery Products) untuk pengeluaaran dari wilayah Negara Kesatuan Republik Indonesia (Eksport)
- Jasa pengujian hama penyakit ikan karantina, mutu, dan keamanan hasil perikanan, serta kualitas air
- Penerbitan Sertifikat Kelayakan Pengolahan
- Penerbitan Sertifikat Penerapan Distribusi Ikan
- Penerbitan Sertifikat Cara Penanganan Ikan Yang Baik
- Penerbitan Sertifikat Cara Pembentukan Ikan Yang Baik
- Penerbitan Sertifikat Cara Budi Daya Ikan Yang Baik
- Penerbitan Sertifikat Cara Pembuatan Pakan Ikan Yang Baik
- Penerbitan Sertifikat Cara Pembuatan Obat Ikan Yang Baik
- Penerbitan Sertifikat Cara Distribusi Obat Ikan Yang Baik

Data Responden

Waktu Survey: 19-Feb-2025 13:19

Nama:

Jenis Usaha

- Perseorangan
- Korporasi

Jenis Kelamin/Gender

- Pria/Laki-laki
- Wanita/Perempuan

Usia

- < 25 Tahun
- 25 s/d 45 Tahun
- 46 s/d 60 Tahun
- > 60 Tahun

Pendidikan

- SD
- SMP
- SMA
- D3
- S1
- S2
- S3

Pekerjaan

- ASN
- TNI/POLRI
- Pelaku Usaha KKP
- Pegawai Swasta
- Wirusaha Non KKP
- Pelajar / Mahasiswa

Pertanyaan

1. Bagaimana penilaian Bapak/Ibu tentang **kesesuaian persyaratan** pelayanan yang harus dipenuhi dengan persyaratan pelayanan yang diformasikan?
Apakah anda/badan hukum/organsi dapat memahami persyaratan pelayanan Penerbitan Sertifikat PMMT/HACCP yang sesuai. Bunk kerja BIRPA

- Sangat sesuai
- Sesuai
- Kurang sesuai
- Tidak sesuai

2. Bagaimana penilaian Bapak/Ibu mengenai **kemudahan prosedur** yang dijalani untuk mendapatkan layanan?

- Sangat Mudah
- Mudah
- Kurang mudah
- Tidak mudah

3. Bagaimana penilaian Bapak/Ibu mengenai **kesesuaian jangka waktu penyelesaian** pelayanan dengan yang diformasikan?

- Sangat sesuai
- Sesuai
- Kurang sesuai
- Tidak sesuai

4. Bagaimana penilaian Bapak/Ibu mengenai **kesesuaian biaya** pelayanan yang dibayarkan dengan yang diformasikan?

- Sangat sesuai
- Sesuai
- Kurang sesuai
- Tidak sesuai

5. Bagaimana pendapat Saudara tentang **kesesuaian produk** pelayanan antara yang ada pada publikasi dengan pelayanan yang diberikan?

- Sangat sesuai
- Sesuai
- Kurang sesuai
- Tidak sesuai

6. Bagaimana **kecepatan respon** (membuka halaman, konten, pencarian informasi, unduh/unggah) dari aplikasi sistem pelayanan yang diberikan?

- Sangat Cepat
- Cepat
- Kurang cepat
- Lambat

7. Bagaimana **kemudahan dalam penggunaan fitur** pada aplikasi sistem layanan?

- Sangat Mudah
- Mudah
- Kurang mudah
- Tidak mudah

8. Bagaimana penilaian Bapak/Ibu mengenai **layanan konsultasi dan pengaduan** yang tersedia (sarana pengaduan/kemudahan mengadu/tidak lanjut)?

- Sangat baik
- Baik
- Kurang baik
- Tidak baik

9. Bagaimana penilaian Bapak/Ibu tentang **kuualitas isi/konten** dari aplikasi sistem layanan?

- Sangat baik
- Baik
- Kurang baik
- Tidak baik

Kesimpulan

Apakah petugas telah memberikan pelayanan secara prima (**sikap, keterampilan dan penampilan**)

☆☆☆☆☆

Kritik dan Saran ***): Harus diisi minimal 3 kata**

Submit Form

*):Petisian anda masih-mengisi seluruh pertanyaan sebelum submit

2. Hasil Pengolahan Data SKM

TABEL PERHITUNGAN DATA SURVEI KEPUASAN MASYARAKAT (SKM)
BALAI KARANTAIN IKAN, PENGENDALIAN MUTU DAN KEAMANAN HASIL PERIKANAN SURABAYA
PERIODE TERJULUHAN I - 2025

NO.	JENIS LAYANAN	JENIS KELAMIN	USIA	PENDIDIKAN	PEKERJAAN	NILAI LANSUR LAYANAN										KRIK DAN SARAN	Nilai Per Jenis Layanan	NRR Per Jenis Layanan
						L1	L2	L3	L4	L5	L6	L7	L8	L9	L10			
1	Penerbitan Sertifikat Idaya Ikan Pengkahaan	P	25-45	S1	swasta	4	4	4	4	4	3	4	4	4	Mengikuti pelayanan sudah sangat baik	97,22	85,65	
2	Penerbitan Sertifikat Idaya Ikan Pengkahaan	L	25-45	S2	swasta	3	3	3	3	3	4	4	4	Tingkat ke tenusan keaganya	86,11			
3	Penerbitan Sertifikat Idaya Ikan Pengkahaan	L	25-45	SMA	swasta	4	3	4	4	4	3	3	4	Terdapat masalah dalam menerima	94,67			
4	Penerbitan Sertifikat Idaya Ikan Pengkahaan	P	46-60	SMA	swasta	3	3	3	4	3	3	3	4	urutan lebih di tingkatkan	80,26			
5	Penerbitan Sertifikat Idaya Ikan Pengkahaan	P	46-60	S1	F.U.I.E.P	3	3	3	3	3	3	3	3	PELAYANAN PRIMA DIPERTAMAHAN	75,00			
6	Penerbitan Sertifikat Idaya Ikan Pengkahaan	L	25-45	S1	swasta	4	4	4	4	4	4	4	4	Sudah baik dan harus semakin ditingkatkan	100,00			
7	Penerbitan Sertifikat Idaya Ikan Pengkahaan	P	25-45	S1	swasta	4	4	4	4	4	4	4	4	cepat, mudah dan mengerti, dan harus dipertahankan	100,00			
8	Penerbitan Sertifikat Idaya Ikan Pengkahaan	L	25-45	S1	swasta	4	4	4	4	4	3	3	3	Sesuai ini sudah baik pelayanan nya	88,89			
9	Penerbitan Sertifikat Idaya Ikan Pengkahaan	L	46-60	S1	swasta	3	3	3	4	3	3	3	4	Sudah baik (bagus)	80,26			
10	Penerbitan Sertifikat Idaya Ikan Pengkahaan	L	25-45	S1	F.U.I.E.P	3	3	3	3	3	3	3	3	TINGKATKAN PELAYANAN PRIMA	75,00			
11	Penerbitan Sertifikat Idaya Ikan Pengkahaan	P	25-45	S1	swasta	4	4	4	4	4	4	4	4	sudah sangat baik	100,00			
12	Penerbitan Sertifikat Idaya Ikan Pengkahaan	L	46-60	S1	swasta	3	3	1	4	3	4	4	2	Waktu layanan, pemeliharaan, dan keamanan di pertani masalah dan pelayanan yang diberikan kepada masyarakat. Kami mengaharapkan bisa membuat pasokan	77,78			
13	Penerbitan Sertifikat Idaya Ikan Pengkahaan	L	25-45	S1	swasta	3	3	3	3	3	3	3	3	baik, ramah dan cepat	75,00			
14	Penerbitan Sertifikat Idaya Ikan Pengkahaan	L	25-45	S1	swasta	3	3	3	3	3	3	3	3	ramah, baik dan cepat	75,00			
15	Penerbitan Sertifikat Idaya Ikan Pengkahaan	P	25-45	DS	swasta	3	3	3	3	3	3	3	3	Pelayanan Cepat dan tepat	75,00			
16	Penerbitan Sertifikat Idaya Ikan Pengkahaan	P	<25	S1	swasta	4	4	3	3	4	4	3	4	Selama ini sudah bagus, Responnya juga lumayan cepat	88,89			
17	Penerbitan Sertifikat Idaya Ikan Pengkahaan	P	25-45	S1	swasta	3	3	3	3	3	3	3	3	sudah baik dan bagus	75,00			
18	Penerbitan Sertifikat Idaya Ikan Pengkahaan	P	25-45	DS	swasta	4	3	3	3	4	3	3	3	selama sudah atas pelayanan dan pengembangan	80,26			
19	Penerbitan Sertifikat Idaya Ikan Pengkahaan	P	25-45	DS	swasta	3	3	3	3	3	3	3	3	Terdapat masalah atas pelayanan prima yang sudah diberikan	75,00			
20	Penerbitan Sertifikat Idaya Ikan Pengkahaan	L	25-45	S1	swasta	4	4	4	4	4	4	4	4	Sudah baik dan harus untuk lebih ditingkatkan lagi	100,00			
21	Penerbitan Sertifikat Idaya Ikan Pengkahaan	L	46-60	S1	prn	3	3	3	3	3	3	3	3	sudah bagus, bisa memperlancar, ditingkatkan lebih lagi	75,00			
22	Penerbitan Sertifikat Idaya Ikan Pengkahaan	P	46-60	S3	swasta	4	4	4	4	4	4	3	4	sangat membantu	94,44			
23	Penerbitan Sertifikat Idaya Ikan Pengkahaan	P	25-45	S1	swasta	4	3	3	3	3	3	4	3	Pelayanan Saat ini sudah cukup, menambah ukurannya	80,26			
24	Penerbitan Sertifikat Idaya Ikan Pengkahaan	P	46-60	S1	swasta	4	4	4	4	4	4	4	4	Harap tetap dipertahankan	100,00			
25	Penerbitan Sertifikat Idaya Ikan Pengkahaan	P	25-45	S1	swasta	4	4	4	4	4	4	4	4	Tolong memperhatikan pelayanan untuk SKP yang sudah sangat baik	100,00			
26	Penerbitan Sertifikat Idaya Ikan Pengkahaan	P	46-60	S1	swasta	3	3	3	3	3	3	3	3	PELAYANAN LEBIH DITINGKATKAN	75,00			
27	Penerbitan Sertifikat Idaya Ikan Pengkahaan	P	25-45	SMA	swasta	4	3	3	4	4	3	3	3	keterlambatan pelayanan, masyarakat perlu ditingkatkan	83,33			
28	Penerbitan Sertifikat Idaya Ikan Pengkahaan	L	46-60	S1	F.U.I.E.P	3	3	3	3	4	4	4	4	Sebagai lembaga yang bertanggung jawab dalam pelayanan	88,89			
29	Penerbitan Sertifikat Idaya Ikan Pengkahaan	P	<25	DS	swasta	4	4	4	4	4	4	4	4	Sebagai unit di kodepannya Balai KIPM Surabaya lebih baik lagi dalam memberikan pelayanan	100,00			
30	Penerbitan Sertifikat Idaya Ikan Pengkahaan	P	25-45	DS	swasta	3	3	3	3	3	3	3	3	Pelayanan yang terbelah	75,00			
31	(PAMN/BAKCP) Penjaminan Penerapan Program Mutu	P	<25	DS	swasta	4	4	4	4	4	4	4	4	Sebagai unit di kodepannya Balai KIPM Surabaya lebih baik lagi dalam memberikan pelayanan	100,00	92,42		
32	(PAMN/BAKCP) Penjaminan Penerapan Program Mutu	P	25-45	S1	swasta	3	3	3	3	3	3	3	3	sudah cukup baik dan sudah	75,00			
33	(PAMN/BAKCP) Penjaminan Penerapan Program Mutu	P	46-60	SMA	swasta	4	4	4	4	4	3	4	4	urutan tetap di pertahankan	97,22			
34	(PAMN/BAKCP) Penjaminan Penerapan Program Mutu	L	25-45	S1	swasta	4	4	4	4	4	4	3	4	Pertahankan atau semakin lebih ditingkatkan lagi	94,44			
35	(PAMN/BAKCP) Penjaminan Penerapan Program Mutu	P	25-45	DS	swasta	3	3	3	4	3	3	4	3	Terdapat masalah atas pelayanan nya	80,26			
36	(PAMN/BAKCP) Penjaminan Penerapan Program Mutu	L	25-45	SMA	swasta	4	4	4	4	4	4	4	4	Cepat respon dan tidak menunda-nunda	100,00			
37	(PAMN/BAKCP) Penjaminan Penerapan Program Mutu	P	<25	S1	swasta	4	4	4	4	4	4	4	4	Sebagai instansi sudah	100,00			
38	(PAMN/BAKCP) Penjaminan Penerapan Program Mutu	L	<25	S1	F.U.I.E.P	4	3	4	3	3	4	3	4	Saya sangat puas dengan pelayanan yang diberikan dan sangat cepat dan tepat	86,11			
39	(PAMN/BAKCP) Penjaminan Penerapan Program Mutu	P	25-45	S1	swasta	4	4	4	4	4	4	4	4	pertahankan dan tingkatkan	100,00			
40	(PAMN/BAKCP) Penjaminan Penerapan Program Mutu	L	36	S1	swasta	4	3	4	4	4	3	3	4	Harapan Pelayanan di Sialu Prima	88,89			
41	(PAMN/BAKCP) Penjaminan Penerapan Program Mutu	P	46-60	S1	swasta	4	4	3	3	4	3	3	3	Mohon di terima pelayanan tetap di pertahankan	83,33			
42	(PAMN/BAKCP) Penjaminan Penerapan Program Mutu	L	25-45	S1	F.U.I.E.P	4	4	4	4	4	3	3	4	Tingkatkan Pelayanan Prima	94,67			
43	(PAMN/BAKCP) Penjaminan Penerapan Program Mutu	P	46-60	S1	swasta	4	4	4	4	4	4	4	4	Sangat baik dalam pelayanan publik	100,00			
44	(PAMN/BAKCP) Penjaminan Penerapan Program Mutu	P	<25	S1	swasta	3	3	4	3	4	3	4	4	Sebagai lembaga dalam pelayanan	88,89			
45	(PAMN/BAKCP) Penjaminan Penerapan Program Mutu	P	46-60	S1	swasta	4	4	4	4	4	4	4	4	Pelayanan prima dan sangat baik	100,00			
46	(PAMN/BAKCP) Penjaminan Penerapan Program Mutu	P	46-60	S1	swasta	4	4	4	4	4	4	3	4	Tingkatkan dan pertahankan pelayanan yang diberikan pada petak usaha	97,22			
47	(PAMN/BAKCP) Penjaminan Penerapan Program Mutu	P	46-60	S1	swasta	4	4	4	4	4	4	4	4	Pelanggan telah memberikan pelayanan secara prima	100,00			
48	(PAMN/BAKCP) Penjaminan Penerapan Program Mutu	L	25-45	DS	swasta	3	4	4	3	4	3	4	4	terlambat yang sudah sangat baik	88,89			
49	(PAMN/BAKCP) Penjaminan Penerapan Program Mutu	L	25-45	S1	swasta	3	3	3	3	4	3	3	3	Layanan sangat prima	80,26			
50	(PAMN/BAKCP) Penjaminan Penerapan Program Mutu	P	46-60	DS	swasta	3	3	3	3	3	3	3	3	terus pertahankan kualitas layanan	75,00			

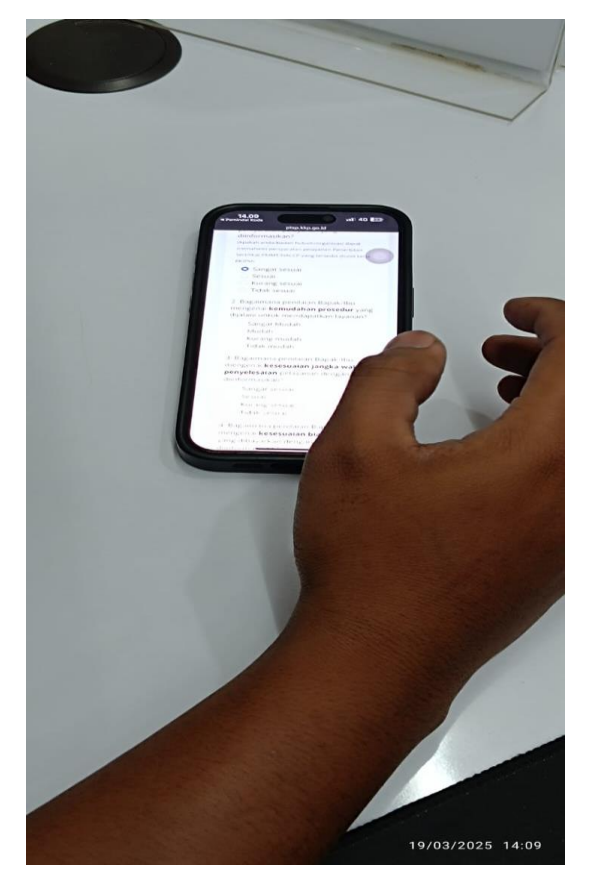



51	(PM/MT/ HACC/CF) Pengetahuan Penerapan Program Manajemen Mutu	P	25-45	S1	swasti	4	4	4	3	4	3	4	4	Melakukan upaya pengristoran kompetensi SDM UPL seperti melakukan pelatihan bertahap bagi UPL khususnya terkait pemenuhan standar mutu.	94.44
52	(PM/MT/ HACC/CF) Pengetahuan Penerapan Program Manajemen Mutu	L	25-45	S1	swasti	3	3	3	3	4	3	3	4	Siswa kami, mohon detail dan informasi lebih lanjut pada pembauran persyaratan mengenai PMMT. Terima kasih	80.26
53	(PM/MT/ HACC/CF) Pengetahuan Penerapan Program Manajemen Mutu	L	25-45	S1	swasti	4	4	4	4	4	4	4	4	Pelayanan sangat bagus dan penanganan pengaduan ukuu berdasar sangat baik	100.00
54	(PM/MT/ HACC/CF) Pengetahuan Penerapan Program Manajemen Mutu	L	25-45	S1	swasti	4	4	4	4	4	4	4	4	Pelayanan sangat bagus dan penanganan pengaduan ukuu berdasar sangat baik	100.00
55	(PM/MT/ HACC/CF) Pengetahuan Penerapan Program Manajemen Mutu	L	25-45	DS	swasti	3	3	3	3	3	3	3	3	Pelayanan pelayanan seperti biasanya, baik dan pelayanan terbaik untuk masyarakat	75.00
56	(PM/MT/ HACC/CF) Pengetahuan Penerapan Program Manajemen Mutu	L	25-45	S1	swasti	3	3	3	3	3	3	3	3	Pelayanan pelayanan terbaik	75.00
57	(PM/MT/ HACC/CF) Pengetahuan Penerapan Program Manajemen Mutu	P	46-60	S1	swasti	4	4	4	4	4	4	4	4	Mohon tetap di pertahankan pelayanan yg prima	100.00
58	(PM/MT/ HACC/CF) Pengetahuan Penerapan Program Manajemen Mutu	L	25-45	DS	swasti	4	4	4	4	4	4	4	4	pelayanan HACC/CF sudah baik dan optimal, tidak ada biaya untuk pengurusan HACC/CF gratis	100.00
59	(PM/MT/ HACC/CF) Pengetahuan Penerapan Program Manajemen Mutu	L	25-45	SM4	wirawaha	4	4	4	4	4	4	4	4	semua lin. sudah dalam operasi	100.00
60	(PM/MT/ HACC/CF) Pengetahuan Penerapan Program Manajemen Mutu	L	25-45	DS	swasti	4	4	4	4	4	4	4	4	Sangat baik sekali	100.00
61	(PM/MT/ HACC/CF) Pengetahuan Penerapan Program Manajemen Mutu	L	46-60	S1	swasti	4	4	4	4	4	3	4	4	respon cepat dipelayanan	97.22
62	(PM/MT/ HACC/CF) Pengetahuan Penerapan Program Manajemen Mutu	L	46-60	S1	swasti	4	4	4	4	4	4	4	4	Pelayanan yg baik dan sangat memuaskan UPL	100.00
63	(PM/MT/ HACC/CF) Pengetahuan Penerapan Program Manajemen Mutu	L	25-45	SM4	F.U.KIP	4	4	4	4	4	4	4	4	sudah sangat baik dalam penanganan dan bimbingan serta arahan sertifikasi	100.00
64	(PM/MT/ HACC/CF) Pengetahuan Penerapan Program Manajemen Mutu	L	25-45	S1	swasti	4	4	4	4	4	4	4	4	Pelayanan sangat bagus	100.00
65	(PM/MT/ HACC/CF) Pengetahuan Penerapan Program Manajemen Mutu	L	25-45	S1	swasti	4	4	4	4	4	4	4	4	Pelayanan sangat bagus	100.00
66	(PM/MT/ HACC/CF) Pengetahuan Penerapan Program Manajemen Mutu	P	25-45	S1	swasti	4	4	4	4	4	3	4	4	Terdapat peningkatan pelayanan yang sudah bagus ini.	97.22
67	(PM/MT/ HACC/CF) Pengetahuan Penerapan Program Manajemen Mutu	L	25-45	S1	swasti	3	3	3	4	4	4	3	3	Tegap, cepat dan sesuai	83.33
68	(PM/MT/ HACC/CF) Pengetahuan Penerapan Program Manajemen Mutu	L	25-45	S1	swasti	4	4	4	3	4	4	3	4	pelayanan dan masrki sangat baik	94.44
69	(PM/MT/ HACC/CF) Pengetahuan Penerapan Program Manajemen Mutu	P	25-45	SM4	swasti	4	4	4	4	4	4	4	4	Selalu melayani dengan sepenuh hati	100.00
70	(PM/MT/ HACC/CF) Pengetahuan Penerapan Program Manajemen Mutu	P	25-45	DS	swasti	4	3	3	3	3	3	3	3	Selalu memberikan pelayanan terbaik	77.78
71	(PM/MT/ HACC/CF) Pengetahuan Penerapan Program Manajemen Mutu	L	25-45	DS	F.U.KIP	3	4	4	4	4	4	4	4	Terdapat sudah memfasilitasi kami semua ini	97.22
72	(PM/MT/ HACC/CF) Pengetahuan Penerapan Program Manajemen Mutu	P	25-45	S1	swasti	3	3	4	3	3	4	3	3	pelayanan sudah sangat baik	80.26
73	(PM/MT/ HACC/CF) Pengetahuan Penerapan Program Manajemen Mutu	L	25-45	S1	swasti	4	4	4	4	3	3	3	4	Secara keseluruhan pelayanan sudah berjalan dengan baik	88.89
74	(PM/MT/ HACC/CF) Pengetahuan Penerapan Program Manajemen Mutu	L	25-45	S1	swasti	3	4	4	4	3	3	3	3	Sudah bagus, perlu hianan	83.33
75	(PM/MT/ HACC/CF) Pengetahuan Penerapan Program Manajemen Mutu	P	25-45	S1	swasti	4	4	4	4	4	3	4	4	Pelayanan sudah tepat sasaran	97.22
76	(PM/MT/ HACC/CF) Pengetahuan Penerapan Program Manajemen Mutu	P	46-60	S1	swasti	4	4	4	4	4	4	4	4	Pelayanan yang di berikan sangat baik dan prima.	100.00
77	(PM/MT/ HACC/CF) Pengetahuan Penerapan Program Manajemen Mutu	P	25-45	DS	swasti	4	4	4	4	4	4	4	4	Harap kualitas pelayanan yg sudah sangat baik dapat di pertahankan	100.00
78	(PM/MT/ HACC/CF) Pengetahuan Penerapan Program Manajemen Mutu	P	25-45	DS	swasti	4	4	4	4	4	4	4	4	Pelayanan pelayanan yang sudah baik selama ini	100.00
79	(PM/MT/ HACC/CF) Pengetahuan Penerapan Program Manajemen Mutu	P	25-45	S1	swasti	4	4	4	4	4	3	3	3	Waktu pelayanan cepat dan pengurusan ngklo upeten dan rumah	88.89
80	(PM/MT/ HACC/CF) Pengetahuan Penerapan Program Manajemen Mutu	P	25-45	S1	swasti	4	3	3	4	4	3	3	4	Waktu pelayanan cepat dan pengurusan ngklo upeten dan rumah	88.89
81	(PM/MT/ HACC/CF) Pengetahuan Penerapan Program Manajemen Mutu	P	25-45	S1	swasti	4	4	3	4	4	3	4	3	Waktu pelayanan cepat dan pengurusan ngklo upeten dan rumah	91.67
82	(PM/MT/ HACC/CF) Pengetahuan Penerapan Program Manajemen Mutu	L	25-45	S1	F.U.KIP	3	4	3	3	3	3	3	3	Mohon dapat memantapkan nomor WhatsApp PKC agar mudah berkomunikasi	77.78
83	(PM/MT/ HACC/CF) Pengetahuan Penerapan Program Manajemen Mutu	P	46-60	S1	swasti	4	4	4	4	4	4	4	4	Pelayanan yang di berikan sudah bagus, tetap juga dengan baik	100.00
84	(PM/MT/ HACC/CF) Pengetahuan Penerapan Program Manajemen Mutu	P	25-45	S1	swasti	4	4	4	4	4	4	4	4	pengusutan memberikan pelayanan secara prima baik, pelayanan dan penanganan	100.00
85	(PM/MT/ HACC/CF) Pengetahuan Penerapan Program Manajemen Mutu	L	25-45	SM4	swasti	4	3	3	4	3	4	3	4	Pelayanan sudah baik dan tepat	96.11
86	(E 2020) Pengetahuan Kesehatan kerja, mutu, dan keselamatan kerja pada tahun	P	25-45	S1	swasti	4	4	4	4	4	4	4	4	Semoga Subesastu	100.00
87	(E 2020) Pengetahuan Kesehatan kerja, mutu, dan keselamatan kerja pada tahun	P	25-45	DS	swasti	4	4	4	4	4	4	4	4	Kedepannya lebih baik lagi	100.00
88	(E 2020) Pengetahuan Kesehatan kerja, mutu, dan keselamatan kerja pada tahun	L	25	S1	swasti	4	4	4	4	4	4	4	4	Sudah sangat baik	100.00
89	(E 2020) Pengetahuan Kesehatan kerja, mutu, dan keselamatan kerja pada tahun	L	25-45	SM4	swasti	4	4	4	4	4	3	3	3	Sudah bagus, dipertahankan	88.89
90	(E 2020) Pengetahuan Kesehatan kerja, mutu, dan keselamatan kerja pada tahun	L	25-45	SM4	swasti	4	4	4	4	3	4	3	4	Sudah bagus, dipertahankan	91.67
91	(E 2020) Pengetahuan Kesehatan kerja, mutu, dan keselamatan kerja pada tahun	L	25-45	SM4	swasti	4	3	4	4	4	3	4	3	Infus a gratis buah perbaiki sampai easy to used, karena masih banyak yg kurang mengerti	91.67
92	(E 2020) Pengetahuan Kesehatan kerja, mutu, dan keselamatan kerja pada tahun	L	25-45	SM4	swasti	4	4	4	4	4	4	3	4	Infus a gratis buah perbaiki sampai easy to used, karena masih banyak yg kurang mengerti	94.44
93	(E 2020) Pengetahuan Kesehatan kerja, mutu, dan keselamatan kerja pada tahun	L	25-45	SM4	swasti	4	4	4	4	4	4	3	4	Infus a gratis buah perbaiki sampai easy to used, karena masih banyak yg kurang mengerti	94.44


94	[E-Scop] Perjanjian Bekerja Waktu Murni, dan Keselamatan Kerja	L	25-45	SMA	swasta	4	3	4	4	4	4	3	4	3	Uraian kegiatan bulat bulat sampai easy to used, karna mudah di nyat up yg kurang mengerti	91.67
95	[E-Scop] Perjanjian Bekerja Waktu Murni, dan Keselamatan Kerja	L	25-45	S1	swasta	4	3	4	3	3	3	3	4	4	Layanan yang di berikan sudah sesuai, dan ngasih kelengkapan yg pelayanannya. Sejujurnya semua sudah sesuai dengan kebutuhan	83.33
96	[E-Scop] Perjanjian Bekerja Waktu Murni, dan Keselamatan Kerja	L	25-45	DB	swasta	4	4	4	4	4	3	4	4	4	BKPM Surabaya 1 partu di acungi jempol, pelayanan nya selalu baik, kondisinya, responnya cepat, dan selalu mengedepankan pelayanan	97.22
97	[E-Scop] Perjanjian Bekerja Waktu Murni, dan Keselamatan Kerja	L	25-45	DB	swasta	4	4	4	4	4	3	4	4	4	BKPM Surabaya 1 partu di acungi jempol, pelayanan nya selalu baik, kondisinya, responnya cepat, dan selalu mengedepankan pelayanan	97.22
98	[E-Scop] Perjanjian Bekerja Waktu Murni, dan Keselamatan Kerja	L	25-45	SMA	swasta	3	3	3	4	3	3	3	4	3	Pelayanan yang sudah baik mohon untuk di pertahankan	80.25
99	[E-Scop] Perjanjian Bekerja Waktu Murni, dan Keselamatan Kerja	P	25-45	S1	swasta	3	3	3	3	3	3	3	3	3	Pelayanan telah di lakukan dengan baik.	75.00
100	[E-Scop] Perjanjian Bekerja Waktu Murni, dan Keselamatan Kerja	P	25-45	DB	swasta	4	4	4	4	4	4	4	4	4	Pelayanan semua di menanggapi, terima kasih	100.00
101	[E-Scop] Perjanjian Bekerja Waktu Murni, dan Keselamatan Kerja	L	25-45	DB	swasta	3	4	3	3	3	3	4	4	4	Bagus mohon di pertahankan	96.11
102	[E-Scop] Perjanjian Bekerja Waktu Murni, dan Keselamatan Kerja	P	25-45	SMA	swasta	3	3	4	4	3	4	4	3	3	Pelayanan telah memberikan di p keteserapian dan jema rapian yang terbaik	96.11
103	[E-Scop] Perjanjian Bekerja Waktu Murni, dan Keselamatan Kerja	P	46-60	S1	swasta	4	4	3	3	4	3	3	3	3	Mohon sistem pelayanan di pertahankan terus	83.33
104	[E-Scop] Perjanjian Bekerja Waktu Murni, dan Keselamatan Kerja	P	25-45	S1	swasta	3	3	3	3	3	3	3	3	3	Tetapi di pertahankan dan semoga semua di lebih baik.	75.00
105	[E-Scop] Perjanjian Bekerja Waktu Murni, dan Keselamatan Kerja	L	25-45	S1	swasta	4	4	4	4	4	4	4	4	4	...	100.00
106	[E-Scop] Perjanjian Bekerja Waktu Murni, dan Keselamatan Kerja	P	25-45	DB	swasta	4	4	4	4	4	4	4	4	4	Semua pelayanan BKPM Surabaya 1 sangat memuaskan UPI dengan baik	100.00
107	[E-Scop] Perjanjian Bekerja Waktu Murni, dan Keselamatan Kerja	L	25-45	DB	swasta	4	4	4	4	4	4	4	4	4	Respon sudah cepat dan pelayanan baik	100.00
108	[E-Scop] Perjanjian Bekerja Waktu Murni, dan Keselamatan Kerja	L	25-45	SMA	swasta	3	3	3	3	3	3	3	3	3	Pelayanan prima yang luar biasa terduga	75.00
109	[E-Scop] Perjanjian Bekerja Waktu Murni, dan Keselamatan Kerja	L	25-45	SMA	PUBIKP	4	4	4	4	4	4	4	4	4	sangat baik, karena semua tanggapan dan prosesnya ulitah cepat	100.00
110	[E-Scop] Perjanjian Bekerja Waktu Murni, dan Keselamatan Kerja	P	25-45	S1	swasta	3	4	3	3	3	4	3	3	3	Pelayanan sudah sangat baik	80.25
111	[E-Scop] Perjanjian Bekerja Waktu Murni, dan Keselamatan Kerja	L	25-45	S1	swasta	3	4	4	4	3	3	4	3	3	Tetapi membaik dan pelayanan nya yg terbaik	96.11
112	[E-Scop] Perjanjian Bekerja Waktu Murni, dan Keselamatan Kerja	P	25-45	S1	swasta	3	3	3	4	3	3	4	3	3	Semua jasa dan layanan BKPM Surabaya 1 sudah sangat baik, mohon jasa di pertahankan dengan cara dokumen pendukung bisa di terima	80.25
113	[E-Scop] Perjanjian Bekerja Waktu Murni, dan Keselamatan Kerja	L	25-45	DB	swasta	4	4	4	4	4	4	4	4	4	tebaik di tingkat nasional	100.00
114	[E-Scop] Perjanjian Bekerja Waktu Murni, dan Keselamatan Kerja	P	25-45	SMA	swasta	3	3	3	3	3	3	3	3	3	PELAYANAN LEBIH DIMASUKKAN	77.78
115	[E-Scop] Perjanjian Bekerja Waktu Murni, dan Keselamatan Kerja	P	25-45	S1	swasta	3	3	3	3	3	3	3	3	3	Pelayanan yang di berikan sudah cukup baik, lebih baik di tingkat lain	75.00
116	[E-Scop] Perjanjian Bekerja Waktu Murni, dan Keselamatan Kerja	P	360	DB	swasta	4	4	4	4	4	4	4	4	4	Tidak ada keluhan dan pelayanan nya sangat baik dan baik. Terima kasih	100.00
117	[E-Scop] Perjanjian Bekerja Waktu Murni, dan Keselamatan Kerja	P	25	DB	swasta	4	4	4	4	4	4	4	4	4	Semua jasa dan layanan BKPM Surabaya 1 sudah sangat baik dan di pertahankan	100.00
118	[E-Scop] Perjanjian Bekerja Waktu Murni, dan Keselamatan Kerja	L	25-45	DB	swasta	3	3	3	3	3	4	3	3	3	Pelayanan sudah cukup baik	77.78
119	[E-Scop] Perjanjian Bekerja Waktu Murni, dan Keselamatan Kerja	P	46-60	S1	swasta	4	4	4	4	4	4	4	4	4	Mohon di pertahankan dan pelayanan yg sudah prima	100.00
120	[E-Scop] Perjanjian Bekerja Waktu Murni, dan Keselamatan Kerja	P	25-45	S1	swasta	4	3	3	3	3	3	3	3	3	Terima kasih untuk telah membantu dalam menyelesaikan masalah dan mudah di tanggapinya. Serta terima kasih atas banyaknya informasi	77.78
121	[E-Scop] Perjanjian Bekerja Waktu Murni, dan Keselamatan Kerja	P	25-45	S1	PUBIKP	3	3	3	4	4	3	3	4	4	Baik semua, terima kasih	96.11
122	[E-Scop] Perjanjian Bekerja Waktu Murni, dan Keselamatan Kerja	P	46-60	S1	swasta	4	4	4	4	4	4	4	4	4	Sejujurnya pelayanan yang di berikan sudah sangat baik. Mohon di tetap di jaga atau lebih di tingkat lain	100.00
123	[E-Scop] Perjanjian Bekerja Waktu Murni, dan Keselamatan Kerja	P	25-45	DB	swasta	4	4	4	4	4	4	4	4	4	Pelayanan Cepat dan baik	100.00
124	[E-Scop] Perjanjian Bekerja Waktu Murni, dan Keselamatan Kerja	L	25-45	DB	swasta	4	4	3	4	3	3	4	4	4	Sudah sangat sesuai	91.67
125	[E-Scop] Perjanjian Bekerja Waktu Murni, dan Keselamatan Kerja	P	25-45	DB	swasta	3	3	3	3	3	3	3	3	3	Selalu memunculkan dan pelayanan	75.00
126	[E-Scop] Perjanjian Bekerja Waktu Murni, dan Keselamatan Kerja	L	25-45	DB	swasta	4	3	4	4	3	4	3	3	3	Pelayanan sangat memuaskan dan baik	96.11
127	[E-Scop] Perjanjian Bekerja Waktu Murni, dan Keselamatan Kerja	P	25-45	S1	swasta	4	4	4	4	4	3	4	4	4	Semua jasa sudah cukup membantu dan mudah di proses administrasi	97.22
128	[E-Scop] Perjanjian Bekerja Waktu Murni, dan Keselamatan Kerja	P	25	S1	swasta	4	4	4	4	3	3	3	3	3	Baik Good job	96.11
129	[E-Scop] Perjanjian Bekerja Waktu Murni, dan Keselamatan Kerja	L	25-45	S1	swasta	4	4	4	4	4	3	4	4	4	Pelayanan sudah sangat baik	97.22
130	[E-Scop] Perjanjian Bekerja Waktu Murni, dan Keselamatan Kerja	P	25-45	DB	swasta	3	4	3	4	3	3	3	3	3	Semoga kedepannya lebih baik	90.25
131	[E-Scop] Perjanjian Bekerja Waktu Murni, dan Keselamatan Kerja	P	25-45	DB	swasta	3	3	3	4	3	3	4	3	3	Semoga kedepannya lebih baik lagi	90.25
132	[E-Scop] Perjanjian Bekerja Waktu Murni, dan Keselamatan Kerja	L	25-45	SMA	swasta	4	4	4	4	4	4	3	4	4	Perilaku baik, dan ngasih semua yg	97.22
133	[E-Scop] Perjanjian Bekerja Waktu Murni, dan Keselamatan Kerja	P	46-60	DB	swasta	3	3	3	3	3	3	3	3	3	terus pertahankan kualitas layanannya	75.00
134	[E-Scop] Perjanjian Bekerja Waktu Murni, dan Keselamatan Kerja	L	25-45	S1	swasta	3	2	3	3	3	2	1	3	2	Mohon di bantu di pemudahan dalam pengurusan agar tidak berbiaya. Terima kasih semoga sehat selalu	61.11
135	[E-Scop] Perjanjian Bekerja Waktu Murni, dan Keselamatan Kerja	L	25-45	S1	swasta	3	3	3	3	3	3	3	3	3	Perilaku baik pelayanan dengan baik	75.00
136	[E-Scop] Perjanjian Bekerja Waktu Murni, dan Keselamatan Kerja	L	25	S1	swasta	3	3	3	3	3	3	3	3	3	KAMI BERHARAP UNTUK LEBIH MEMINIMALKAN KUALITAS PELAYANAN PUBLIK SEBAGAI DAFTAR BERKUALITAS DAN BERKUALITAS	75.00
137	[E-Scop] Perjanjian Bekerja Waktu Murni, dan Keselamatan Kerja	P	25-45	S1	swasta	4	4	4	4	4	4	4	4	4	Sudah sangat baik	100.00
138	[E-Scop] Perjanjian Bekerja Waktu Murni, dan Keselamatan Kerja	P	25-45	S1	swasta	4	4	4	4	4	4	4	4	4	Sudah sangat baik	100.00
139	[CDOB] Pemeliharaan dan Perbaikan	L	46-60	S1	swasta	3	3	3	3	3	3	3	3	3	Call center yang cepat dan respon	75.00
140	Jasa Pengawasan dan Pengendalian	P	25-45	S1	swasta	3	3	3	3	3	3	3	3	3	CEPAT, TERANGGAP, SOPAN	75.00
141	Jasa Pengawasan dan Pengendalian	P	25-45	DB	swasta	3	3	3	3	3	3	3	3	3	Mudah, cepat, baik	75.00
142	Jasa Pengawasan dan Pengendalian	P	25	DB	swasta	4	4	4	4	4	4	4	4	4	Semoga untuk kedepannya BKPM Surabaya 1 lebih baik lagi dan membaik dan pelayanannya	100.00
143	Jasa Pengawasan dan Pengendalian	P	25-45	S1	swasta	4	4	4	4	4	4	4	4	4	perilaku baik dan pelayanan yang baik	100.00
JUMLAH NILAI PER USUR						520	513	513	523	517	489	499	515	203		
RATA-RATA PER USUR						3.64	3.59	3.59	3.66	3.62	3.49	3.49	3.60	3.38		
NILAI INDEKS PER USUR						0.40	0.40	0.40	0.41	0.40	0.38	0.38	0.40	0.38		
NILAI INDEKS KEPUASAN MASYARAKAT						89.43										
															SANGAT BAIK	89.43

NO	NILAI INTERVAL	NILAI INTERVAL KONVERSI	MUTU PELAYANAN	KINERJA UNIT PELAYANAN
1	1,0000 - 2,5996	25,00 – 64,99	D	Tidak baik
2	2,6000 - 3,0640	65,00 – 76,60	C	Kurang baik
3	3,0644 - 3,5320	76,61 – 88,30	B	Baik
4	3,5324 - 4,0000	88,31 – 100,00	A	Sangat baik

KODE	UNSUR PELAYANAN	AKTUAL MASYARAKAT		
		INDEKS KONVERSI	MUTU	KINERJA
U1	Persyaratan	90.91	A	Sangat Baik
U2	Sistem, Mekanisme dan Prosedur	89.69	A	Sangat Baik
U3	Waktu Penyelesaian	89.69	A	Sangat Baik
U4	Biaya / Tarif	91.43	A	Sangat Baik
U5	Produk Spesifikasi Jenis Pelayanan	90.38	A	Sangat Baik
U6	Kompetensi Pelaksana	87.24	B	Baik
U7	Perilaku Pelaksana	87.24	B	Baik
U8	Penanganan Pengaduan, Saran dan Masukan	90.03	A	Sangat Baik
U9	Sarana dan Prasarana	88.29	B	Baik

3. Dokumentasi Terkait Pelaksanaan SKM





4. Surat Tugas Tim Pengelola SKM Balai KIPM Surabaya I Tahun 2025



KEMENTERIAN KELAUTAN DAN PERIKANAN
BADAN PENGENDALIAN DAN PENGAWASAN MUTU
HASIL KELAUTAN DAN PERIKANAN
BALAI KARANTINA IKAN PENGENDALIAN MUTU
DAN KEAMANAN HASIL PERIKANAN SURABAYA I

JALAN RAYA BANDARA IR.H.JUANDA NOMOR 23 SIDOARJO, 61254 JAWA TIMUR
TELEPON (031) 8688099/8688118 , FAKSIMILE (031) 8678471
LAMAN www.kkp.go.id SURAT ELEKTRONIK bkipmsurabaya1@kkp.go.id

SURAT TUGAS

NOMOR B. 57/BKIPM.SBY.I/KP.440/I/2025

Menimbang : Dalam rangka pelaksanaan Survei Kepuasan Masyarakat dan Penerapan *Rewards/Punishment* Bagi Petugas Pelayanan Publik di Balai KIPM Surabaya I Tahun 2025

Dasar : 1. Permen PAN-RB Nomor 14 Tahun 2017 Tentang Pedoman Survei Kepuasan Masyarakat Terhadap Penyelenggaraan Pelayanan Publik
2. Keputusan Kepala BKIPM Nomor 57/KEP-BKIPM/2019 tentang Pedoman Pelaksanaan Penilaian *Rewards/Punishment* Pada Unit Pelayanan Publik BKIPM

Memberi Tugas :

Kepada : TERLAMPIR

Untuk : Mengelola kegiatan Survei Kepuasan Masyarakat dan Penerapan *Rewards/Punishment* Bagi Petugas Pelayanan Publik di BPPMHKP Surabaya I selama tahun 2025

Demikian surat tugas ini dibuat untuk dilaksanakan dengan sebaik-baiknya dan penuh rasa tanggung jawab.



Sidoarjo, 6 Januari 2025
Kepala BPPMHKP Surabaya I,

Suprayogi

Lampiran Surat Tugas

Nomor : B.57/BKIPM.SBY.I/KP.440/I/2025

Tanggal : 6 Januari 2025

**SUSUNAN TIM PENGELOLA SURVEI KEPUASAN MASYARAKAT DAN
SURVEI *REWARDS/PUNISHMENT* BAGI PETUGAS PELAYANAN
DI BPPMHKP SURABAYA I TAHUN 2025**

No	Nama Pegawai	NIP	Kedudukan dalam Tim
1	Didik Srinoto, S.Pi., M.P.	196906161989031004	Pengarah / Penanggung jawab
2	lin Widya Astuti, S.Si	197903132009012002	Ketua /Anggota
3	Rachmat Noer Soelistyoadi, S.Pi., M.P.	197803172005021001	Anggota
4	Eny Susilowati, S.Si., M.Ling	198007212008012026	Anggota
5	Puji Sugeng Ariadi, S.Pi., M.Ling.	198307122005021001	Anggota
6	Eka Anis Rhofita, S.Kom	198312142009012003	Anggota
7	Drajat Hexanto Wirutomo, S.Sos.	197801252009011005	Anggota
8	Ahmad Arum, S.St.Pi.	198504022010121003	Anggota

Sidoarjo, 6 Januari 2025

Kepala BPPMHKP Surabaya I,



Suprayogi

**Laporan Hasil Tindak Lanjut Pelaksanaan
Survei Kepuasan Masyarakat
Periode Triwulan IV Tahun 2024**



**Balai Karantina Ikan, Pengendalian Mutu, dan Keamanan
Hasil Perikanan Surabaya I**

**Badan Pengendalian dan Pengawasan Mutu
Hasil Kelautan dan Perikanan
2025**

BAB I

PENDAHULUAN

Latar Belakang

Dalam laporannya, World Bank menjelaskan bahwa pelayanan publik yang berkualitas hanya dapat dicapai jika ekspektasi dan kebutuhan dari pengguna layanan diakomodir dalam proses penyediaan pelayanan. Hal ini juga sejalan dengan salah satu asas dari penyelenggaraan pelayanan publik yang tertulis dalam Undang - Undang Nomor 25 Tahun 2009 tentang Pelayanan Publik yaitu asas partisipatif. Asas partisipatif selanjutnya diatur dalam bab khusus Pengikutsertaan Masyarakat dalam Penyelenggaraan Pelayanan Publik pada Peraturan Pemerintah Nomor 96 tahun 2012 tentang Pelaksanaan Undang - Undang Nomor 25 Tahun 2009 tentang Pelayanan Publik.

Selanjutnya, Kementerian Pendayagunaan Aparatur Negara dan Reformasi Birokrasi (Kementerian PANRB) sebagai pembina pelayanan publik nasional telah merumuskan berbagai instrumen pengikutsertaan masyarakat dalam pelayanan publik untuk menilai kinerja penyelenggara pelayanan publik. Salah satu instrumen tersebut adalah Survei Kepuasan Masyarakat (SKM) yang lebih lanjut diatur dalam Peraturan Menteri Pendayagunaan Aparatur Negara dan Reformasi Birokrasi Nomor 14 Tahun 2017 tentang Pedoman Penyusunan Survei Kepuasan Masyarakat Unit Penyelenggara Pelayanan Publik. Survei Kepuasan Masyarakat merupakan kegiatan pengukuran secara komprehensif tentang tingkat kepuasan masyarakat terhadap kualitas layanan yang diberikan oleh penyelenggara pelayanan publik.

Terdapat beberapa tujuan dari pelaksanaan SKM. Pertama, untuk mendorong partisipasi masyarakat sebagai pengguna layanan dalam menilai kinerja penyelenggara pelayanan. Kedua, mendorong penyelenggara pelayanan menjadi lebih inovatif dalam menyelenggarakan pelayanan publik. Terakhir, untuk mengukur kecenderungan tingkat kepuasan masyarakat terhadap pelayanan publik. Untuk mencapai berbagai tujuan tersebut, maka Balai Karantina Ikan, Pengendalian Mutu, dan Keamanan Hasil Perikanan Surabaya I perlu menyusun rencana tindak lanjut dan laporan hasil tindak lanjut sesuai dengan peraturan yang berlaku. Hal ini dimaksudkan

agar proses *continuous improvement* dalam proses layanan publik dapat dipastikan dan pada akhirnya terjadi peningkatan kualitas pelayanan publik.

BAB II

DESKRIPSI RENCANA TINDAK LANJUT

Hasil survei kepuasan masyarakat oleh Balai Karantina Ikan, Pengendalian Mutu, dan Keamanan Hasil Perikanan Surabaya I periode triwulan IV tahun 2024 menunjukkan angka yang sangat beragam pada berbagai unsur pelayanan seperti dapat terlihat pada tabel di bawah ini:

Tabel 1. Ringkasan Hasil SKM Periode Triwulan IV Tahun 2024

No	Unsur	IKM	Mutu Layanan
1	Kesesuaian persyaratan layanan	93.47	A
2	Kemudahan prosedur layanan	94.32	A
3	Kesesuaian jangka waktu penyelesaian layanan	94.03	A
4	Kesesuaian biaya layanan	92.90	A
5	Kesesuaian produk layanan	92.90	A
6	Kecepatan respon (membuka halaman, konten, pencarian informasi, unduh/unggah) dari aplikasi sistem layanan	89.49	A
7	Kemudahan dalam penggunaan fitur pada aplikasi sistem layanan	91.48	A
8	Layanan konsultasi dan pengaduan yang tersedia (sarana pengaduan/kemudahan mengadu/tindak lanjut)	92.61	A
9	Kualitas isi/konten dari aplikasi sistem layanan	91.76	A

Berkaca pada data di atas, dapat terlihat beberapa unsur yang memerlukan intervensi lanjutan karena rendahnya angka IKM pada unsur tersebut. Oleh karena itu, perlu disusun sebuah rencana tindak lanjut perbaikan terhadap unsur-unsur dengan nilai rendah. Untuk

memastikan rencana tindak lanjut dapat diimplementasikan dan ditindaklanjuti dengan baik, maka perlu disusun skala prioritas perbaikan unsur yang terdiri dari 3 unsur dengan nilai terendah. Kerangka rencana tindak lanjut dari ketiga unsur tersebut, dapat terlihat pada tabel di bawah ini:


Tabel 2. Rencana Tindak Lanjut Pelaksanaan SKM

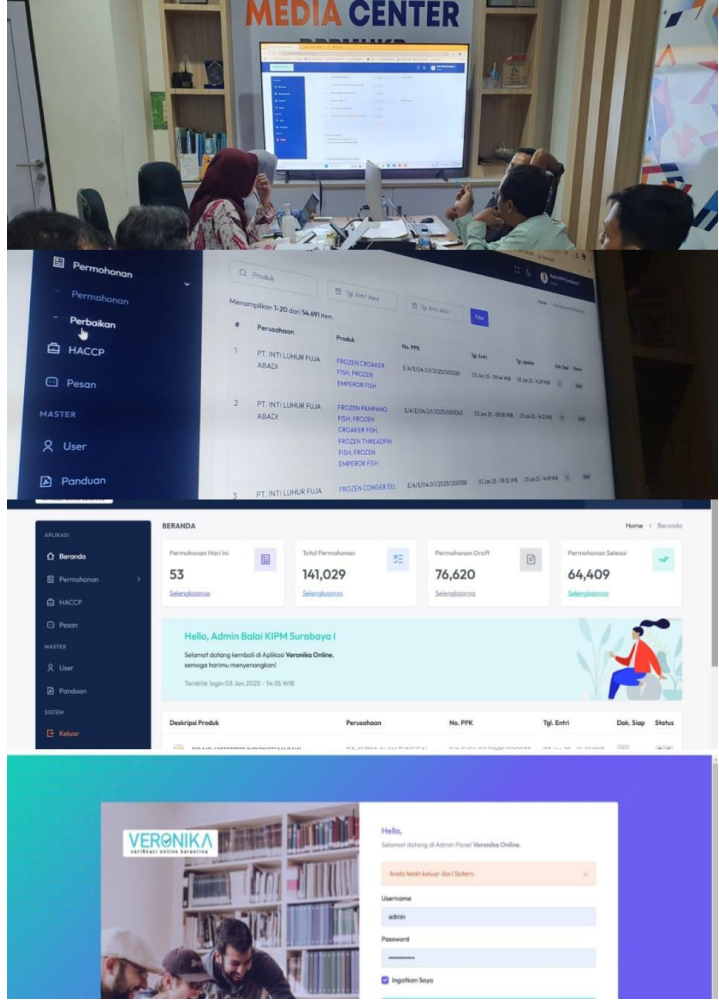
No	Prioritas Unsur	Program / Kegiatan	Waktu (Triwulan I-2025)			Penanggung Jawab
			Januari	Februari	Maret	
1	U6 - Kecepatan respon (membuka halaman, konten, pencarian informasi, unduh/unggah) dari aplikasi sistem layanan	Penambahan jaringan <i>wifi</i> di Balai KIPM Surabaya I			√	Seluruh Katimja dan Tim IT
2	U7 - Kemudahan dalam penggunaan fitur pada aplikasi sistem layanan	Pengembangan aplikasi “Veronika (Verifikasi Online Sertifikasi Mutu)” dalam rangka mempermudah dan mempercepat proses pelayanan sertifikasi mutu	√			Seluruh Katimja, Tim IT dan Tim Pelayanan Publik
3	U9 – Kualitas isi/konten dari aplikasi sistem layanan	Melakukan penyempurnaan dan peningkatan kualitas konten sistem aplikasi layanan berupa sosialisasi lebih masif terkait produk dan layanan Balai KIPM Surabaya I melalui optimalisasi kanal media sosial dan laman <i>website</i>	√			Seluruh Katimja dan Tim Pelayanan Publik

BAB III

REALISASI RENCANA TINDAK LANJUT

Berdasarkan rencana tindak lanjut yang telah disusun, maka implementasi yang telah dilaksanakan adalah sebagai berikut:

No	Rencana Tindak Lanjut (RTL)	Apakah RTL Telah Ditinda klanjuti (Sudah/ Belum)	Deskripsi Tindak Lanjut (Mohon Dijabarkan)	Dokumentasi Kegiatan	Tantangan / Hambatan
1	Penambahan jaringan <i>wifi</i> di Balai KIPM Surabaya I	Sudah	Melakukan penambahan beberapa line <i>wifi</i> yang terpisah antara pelayanan public dan internal kantor	 <p>The image shows a Telkom Indonesia contract document for a 'Pasang Baru IndiGo-IE 2' service. The contract details include: <ul style="list-style-type: none"> Wired: SURABAYA / Regional - REGIONAL-3 / No. Kontrak : K. Tel. P. 1230713HC.810.RRS-0E200000-2024 Region: SURABAYA Product: FIBER Package: 1 Pkg Service: 100 Mbps Contract Type: Pasang Baru Contract Value: Rp. 619.000 Contract Start: 19 Desember 2024 Contract End: 16-24 Address: Jl. Raya Bandara Juanda No.23, Semawangi, Kec. Gedangan, Kabupaten Sidoarjo Below the contract, there are two photographs: one showing a group of people in a meeting, and another showing a technician in a red uniform installing equipment on a wall. </p>	Tidak ada hambatan saat pelaksanaan

2	<p>Pengembangan aplikasi “Veronika (Verifikasi Online Sertifikasi Mutu)” dalam rangka mempermudah dan mempercepat proses pelayanan sertifikasi mutu</p>	Sudah	<p>Melakukan pengembangan dan penambahan fitur dalam aplikasi “Veronika (Verifikasi Online Sertifikasi Mutu)” guna memudahkan dan mempercepat proses pelayanan sertifikasi mutu</p>		<p>Tidak ada hambatan saat pelaksanaan</p>

<p>3</p>	<p>Melakukan penyempurnaan dan peningkatan kualitas konten sistem aplikasi layanan berupa sosialisasi lebih masif terkait produk dan layanan Balai KIPM Surabaya I melalui optimalisasi kanal media sosial dan laman <i>website</i></p>	<p>Sudah</p>	<p>Mengoptimalkan isi/konten kanal media sosial dan laman <i>website</i> Balai KIPM Surabaya I untuk keperluan sosialisasi lebih masif terkait produk dan layanan Balai KIPM Surabaya I</p>		<p>Tidak ada hambatan saat pelaksanaan</p>
----------	---	--------------	---	--	--

BAB IV

KESIMPULAN

Berdasarkan data-data dalam pelaksanaan tindak lanjut tersebut, sekiranya dapat ditarik beberapa kesimpulan yaitu:

1. Balai Karantina Ikan, Pengendalian Mutu, dan Keamanan Hasil Perikanan Surabaya I telah menindaklanjuti rencana tindak lanjut sebanyak 100% (prosentase dihitung dari realisasi tindak lanjut/jumlah rencana tindak lanjut X 100%)
2. Guna memastikan RTL tetap terimplementasi, maka perlu disusun berbagai strategi untuk mengatasi permasalahan yang ada. Strategi yang dikembangkan untuk mengatasi masalah tersebut, dan mendorong diimplementasikannya RTL antara lain :

No	RTL	Strategi Penyelesaian	Target Waktu Penyelesaian	Penanggung Jawab	Stakeholder Terkait
1	Penambahan jaringan <i>wifi</i> di Balai KIPM Surabaya I	Memperbarui kontrak kerja dengan Vendor penyedia jasa layanan internet	+/- 3 bulan	Seluruh Katimja dan Tim IT	PT. Telkom Indonesia, Tbk.
2	Pengembangan aplikasi "Veronika (Verifikasi Online Sertifikasi Mutu)" dalam rangka mempermudah dan mempercepat proses pelayanan sertifikasi mutu	Melakukan diskusi pengembangan aplikasi "Veronika" bersama Vendor penyedia jasa pengembangan aplikasi, seluruh Katimja dan Kepala Balai KIPM Surabaya I	+/- 3 bulan	Seluruh Katimja, Tim IT dan Tim Pelayanan Publik	CV. Arekmedia Indonesia
3	Melakukan penyempurnaan dan peningkatan kualitas isi/konten sistem aplikasi layanan berupa sosialisasi lebih masif terkait produk dan layanan Balai KIPM Surabaya I melalui	Mengoptimalkan isi/konten media sosial dan website untuk mempublikasikan kegiatan, produk, layanan dan isu-isu terkini Balai KIPM	+/- 3 bulan	Seluruh Katimja dan Tim Pelayanan Publik	Pengguna jasa lingkup Balai KIPM Surabaya I

	optimalisasi kanal media sosial dan laman <i>website</i>	Surabaya I dan KKP pada umumnya			
--	--	---------------------------------	--	--	--

Sidoarjo, 8 April 2025

Dit. Kepala Balai Karantina Ikan, Pengendalian Mutu,
dan Keamanan Hasil Perikanan Surabaya I,



Didik Srinoto

NIP. 196906161989031004



KEMENTERIAN KELAUTAN DAN PERIKANAN BADAN PENGENDALIAN DAN PENGAWASAN MUTU HASIL KELAUTAN DAN PERIKANAN

JALAN MEDAN MERDEKA TIMUR NOMOR 16
JAKARTA 10110, KOTAK POS 4130 JKP 10041
TELEPON (021) 3519070 (LACAK), FAKSIMILE (021) 3513282
LAMAM www.kkp.go.id SUREL set.bppmhkp@kkp.go.id

Nomor : B.1856/BPPMHKP.1/KI.120/IV/2025 14 April 2024
Sifat : Biasa
Lampiran : 1 Berkas
Hal : Hasil Validasi Survei Kepuasan Masyarakat
Triwulan 1 Tahun 2025 UPP BPPMHKP

Yth. Kepala UPT Lingkup BPPMHKP
di tempat

Sehubungan dengan berakhirnya periode Triwulan 1 tahun 2025 telah dilaksanakan Survei Kepuasan Masyarakat (SKM) kepada pengguna jasa layanan UPP BPPMHKP dengan berpedoman kepada Peraturan Menteri PAN-RB Nomor 14 Tahun 2017 tentang Pedoman Penyusunan SKM Unit Penyelenggara Pelayanan Publik (UPP).

Adapun target yang ditetapkan pada triwulan 1 tahun 2025 adalah 88 dan telah tertuang pada Perjanjian Kinerja tahun 2025 pada masing-masing UPT lingkup BPPMHKP. Berikut beberapa catatan hasil validasi terhadap validasi nilai SKM sebagai pedoman untuk melakukan perbaikan dan meningkatkan kinerja pelayanan pada periode berikutnya yaitu:

1. Rata-rata nilai SKM yang didapatkan dari seluruh UPP BPPMHKP pada Triwulan I Tahun 2025 adalah 93,58 dengan kategori nilai "Sangat Baik" melebihi dari target yang telah ditetapkan.
2. Nilai SKM tertinggi diperoleh oleh UPT SKIPM Ternate, SKIPM Batam dan SKIPM Pekanbaru. Sedangkan nilai SKM kurang dari target dicapai oleh SKIPM Gorontalo, SKIPM Kendari dan SKIPM Tanjung Balai Asahan.
3. Hasil SKM berdasarkan jenis layanan berdasarkan rekap per unsur layanan dari 14 layanan terdapat 11 layanan mendapatkan kategori "Sangat Baik" dan 3 layanan mendapatkan kategori "Baik" yaitu:
 - Layanan Penerbitan Sertifikat CPOIB (88,19)
 - Layanan Penerbitan Sertifikat CBIB (87,63)

- Layanan Uji Profisiensi bagi Laboratorium Pengujian Penyakit Ikan, Mutu, dan Keamanan Hasil Perikanan. (84,88)
4. Rekapitulasi per unsur pada setiap jenis layanan didapatkan rincian nilai sebagai berikut:
- Persyaratan (U1) = 3,78
 - Sistem, Mekanisme dan Prosedur (U2) = 3,76
 - Waktu Penyelesaian (U3) = 3,74
 - Biaya/ Tarif (U4) = 3,77
 - Produk layanan (U5) = 3,77
 - Kompetensi Pelayanan (U6) = 3,67
 - Perilaku Pelaksana (U7) = 3,69
 - Penanganan Pengaduan (U8) = 3,77
 - Sarana dan Prasarana (U9) = 3,74

Nilai terendah ada pada 3 unsur U6, U7 dan U3. Dalam hal ini U3 dan U9 mempunyai nilai rata-rata yang sama yaitu 3,74 namun dengan rincian jumlah rendah per layanan yang lebih banyak (tertanda merah pada tabel rekapitulasi per unsur)

5. Berdasarkan hasil validasi tersebut mohon kepada kepala UPT untuk dapat memberikan perhatian lebih pada jenis layanan yang mempunyai nilai rendah dan unsur dengan nilai terendah dalam melakukan tindak lanjut perbaikan pada aspek-aspek yang dapat meningkatkan kinerja setiap unsur pelayanan pada seluruh jenis layanan yang diampu oleh UPP masing-masing

Atas perhatian dan kerja sama Saudara, kami ucapkan terima kasih.

Sekretaris Badan Pengendalian dan Pengawasan Mutu Hasil Kelautan dan Perikanan,



Ditandatangani
Secara Elektronik

Hari Maryadi

Tembusan:

Kepala Badan Pengendalian dan Pengawasan Mutu Hasil Kelautan dan Perikanan

Lampiran Surat Dinas

Nomor : B.1856/BPPMHKP.1/KI.120/IV/2025

Tanggal : 14 April 2025

**Rekapitulasi Nilai Survey Kepuasan Masyarakat (SKM)
Unit Pelayanan lingkup BPPMHKP
Triwulan I Tahun 2025**

NO	UNIT PELAYANAN PUBLIK	IKM	MUTU PELAYANAN	KINERJA PELAYANAN	JUMLAH RESPONDEN	Keterangan
1	Stasiun KIPM Ternate	99.69	A	Sangat Baik	45	Tercapai
2	Stasiun KIPM Batam	99.04	A	Sangat Baik	29	Tercapai
3	Stasiun KIPM Pekanbaru	98.65	A	Sangat Baik	74	Tercapai
4	Balai KIPM Banjarmasin	97.82	A	Sangat Baik	182	Tercapai
5	Stasiun KIPM Luwuk Banggai	97.65	A	Sangat Baik	13	Tercapai
6	Balai KIPM Medan I	96.53	A	Sangat Baik	32	Tercapai
7	Balai KIPM Ambon	96.34	A	Sangat Baik	101	Tercapai
8	Stasiun KIPM Pontianak	96.22	A	Sangat Baik	58	Tercapai
9	Balai KIPM Denpasar	96.16	A	Sangat Baik	177	Tercapai
10	Balai KIPM Mataram	95.95	A	Sangat Baik	24	Tercapai
11	Stasiun KIPM Bengkulu	95.94	A	Sangat Baik	13	Tercapai
12	Stasiun KIPM Yogyakarta	95.83	A	Sangat Baik	18	Tercapai
13	Balai KIPM Tanjung Pinang	95.44	A	Sangat Baik	153	Tercapai
14	Stasiun KIPM Merauke	95.11	A	Sangat Baik	25	Tercapai
15	Stasiun KIPM Bandung	94.94	A	Sangat Baik	39	Tercapai
16	Stasiun KIPM Bima	94.68	A	Sangat Baik	12	Tercapai
17	Balai KIPM Semarang	94.67	A	Sangat Baik	73	Tercapai
18	Stasiun KIPM Jambi	94.62	A	Sangat Baik	31	Tercapai
19	Balai KIPM Jayapura	94.61	A	Sangat Baik	17	Tercapai
20	Stasiun KIPM Palu	94.44	A	Sangat Baik	17	Tercapai
21	Stasiun KIPM Pangkal Pinang	94.38	A	Sangat Baik	46	Tercapai
22	Stasiun KIPM Aceh	94.05	A	Sangat Baik	7	Tercapai
23	Stasiun KIPM Cirebon	93.98	A	Sangat Baik	60	Tercapai
24	Stasiun KIPM Bau-Bau	93.92	A	Sangat Baik	21	Tercapai
25	Balai KIPM Entikong	93.75	A	Sangat Baik	16	Tercapai
26	Balai Besar KIPM Makassar	93.39	A	Sangat Baik	197	Tercapai
27	Stasiun KIPM Palembang	93.36	A	Sangat Baik	51	Tercapai

NO	UNIT PELAYANAN PUBLIK	IKM	MUTU PELAYANAN	KINERJA PELAYANAN	JUMLAH RESPONDEN	Keterangan
28	Balai KIPM Surabaya II	92.86	A	Sangat Baik	107	Tercapai
29	Stasiun KIPM Tahuna	92.59	A	Sangat Baik	3	Tercapai
30	Balai KIPM Manado	92.40	A	Sangat Baik	38	Tercapai
31	Stasiun KIPM Padang	92.28	A	Sangat Baik	9	Tercapai
32	Stasiun KIPM Medan II	91.73	A	Sangat Baik	132	Tercapai
33	Balai KIPM Tarakan	91.55	A	Sangat Baik	24	Tercapai
34	Stasiun KIPM Palangkaraya	91.25	A	Sangat Baik	20	Tercapai
35	Balai KIPM Jakarta II	91.15	A	Sangat Baik	43	Tercapai
36	Balai KIPM Balikpapan	91.11	A	Sangat Baik	70	Tercapai
37	Balai Uji Standar KIPM	91.06	A	Sangat Baik	23	Tercapai
38	Stasiun KIPM Kupang	90.87	A	Sangat Baik	63	Tercapai
39	Balai KIPM Lampung	90.21	A	Sangat Baik	42	Tercapai
40	Balai Besar KIPM Jakarta I	89.92	A	Sangat Baik	86	Tercapai
41	Stasiun KIPM Mamuju	89.48	A	Sangat Baik	14	Tercapai
42	Balai KIPM Surabaya I	89.43	A	Sangat Baik	143	Tercapai
43	Stasiun KIPM Merak	89.37	A	Sangat Baik	64	Tercapai
44	Stasiun KIPM Sorong	89.21	A	Sangat Baik	26	Tercapai
45	Stasiun KIPM Tanjung Balai Asahan	87.62	B	Baik	24	Tidak Tercapai
46	Stasiun KIPM Kendari	86.69	B	Baik	53	Tidak Tercapai
47	Stasiun KIPM Gorontalo	85.31	B	Baik	38	Tidak Tercapai

Lampiran Surat Dinas

Nomor : B.1856/BPPMHKP.1/KI.120/IV/2025

Tanggal : 14 April 2025

**Rekapitulasi Hasil Monitoring Pelaksanaan Survey Kepuasan Masyarakat (SKM)
Nama Layanan lingkup BPPMHKP Triwulan I 2025**

NO	NAMA LAYANAN	JUMLAH RESPONDEN	NILAI RATA-RATA UNSUR LAYANAN									NILAI IKM	MUTU PELAYANAN	KINERJA PELAYANAN	
			U1	U2	U3	U4	U5	U6	U7	U8	U9				
1	Penyediaan Koleksi Standar/Bahan Acuan/Kontrol Positif	1	4	4	4	4	4	4	4	4	4	4	100	A	Sangat Baik
2	Penerbitan Sertifikat Cara Pembuatan Obat Ikan yang Baik	2	4	4	4	4	4	4	4	4	4	4	100	A	Sangat Baik
3	Penerbitan Sertifikat Cara Penanganan Ikan yang Baik	84	3.83	3.8	3.8	3.82	3.83	3.79	3.82	3.83	3.82	95.4	A	Sangat Baik	
4	Penjaminan Kesehatan Ikan, Mutu, dan Keamanan Hasil Perikanan (Health Certificate for Fish and Fishery Products) untuk Pengeluaran dari Wilayah Negara Kesatuan Republik Indonesia (Ekspor)	1451	3.81	3.8	3.79	3.8	3.79	3.74	3.74	3.81	3.77	94.57	A	Sangat Baik	
5	Jasa Pengujian Hama Penyakit Ikan Karantina, Mutu, dan Keamanan Hasil Perikanan, serta Kualitas Air	202	3.82	3.78	3.72	3.8	3.78	3.54	3.62	3.79	3.8	93.45	A	Sangat Baik	
6	Penjaminan Penerapan Program Manajemen Mutu Terpadu/Hazard Analysis and Critical Control Point (PMMT/ HACCP)	503	3.77	3.77	3.71	3.75	3.76	3.62	3.65	3.78	3.75	93.21	A	Sangat Baik	
7	Penerbitan Sertifikat Cara Pembuatan Pakan Ikan yang Baik	5	3.6	3.6	3.8	3.6	3.6	3.8	3.8	3.6	3.8	92.22	A	Sangat Baik	

NO	NAMA LAYANAN	JUMLAH RESPONDEN	NILAI RATA-RATA UNSUR LAYANAN									NILAI IKM	MUTU PELAYANAN	KINERJA PELAYANAN
			U1	U2	U3	U4	U5	U6	U7	U8	U9			
8	Penerbitan Nomor Registrasi Unit Pengolahan Ikan ke Negara Mitra (Approval Number)	3	3.67	3.33	3.67	4	4	3.33	3.33	4	3.67	91.67	A	Sangat Baik
9	Penerbitan Sertifikat Penerapan Distribusi Ikan	10	3.8	3.3	3.7	3.6	3.7	3.3	3.8	3.8	3.8	91.11	A	Sangat Baik
10	Penerbitan Sertifikat Kelayakan Pengolahan	208	3.64	3.56	3.55	3.63	3.65	3.53	3.54	3.63	3.58	89.77	A	Sangat Baik
11	Penerbitan Sertifikat Cara Pembenihan Ikan yang Baik	24	3.88	3.54	3.58	3.71	3.71	3.38	3.33	3.67	3.42	89.47	A	Sangat Baik
12	Penerbitan Sertifikat Cara Distribusi Obat Ikan yang Baik	4	3.75	3.5	3.5	3.5	3.5	3.5	3.5	3.5	3.5	88.19	B	Baik
13	Uji Profisiensi bagi Laboratorium Pengujian Penyakit Ikan, Mutu, dan Keamanan Hasil Perikanan	11	3.73	3.64	3.36	3.36	3.55	3.36	3.55	3.36	3.64	87.63	B	Baik
14	Penerbitan Sertifikat Cara Budi Daya Ikan yang Baik	45	3.42	3.42	3.38	3.42	3.42	3.38	3.33	3.42	3.36	84.88	B	Baik
SELURUH LAYANAN BPPMHKP		2553	3.78	3.76	3.74	3.77	3.77	3.67	3.69	3.77	3.74	93.58	A	Sangat Baik